





# CIP

CITY OF SAN BERNARDINO  
**Capital Improvement Plan**  
2016-17



**CITY OF SAN BERNARDINO  
FISCAL YEAR 2016 – 17  
PROPOSED CAPITAL IMPROVEMENT PROGRAM**



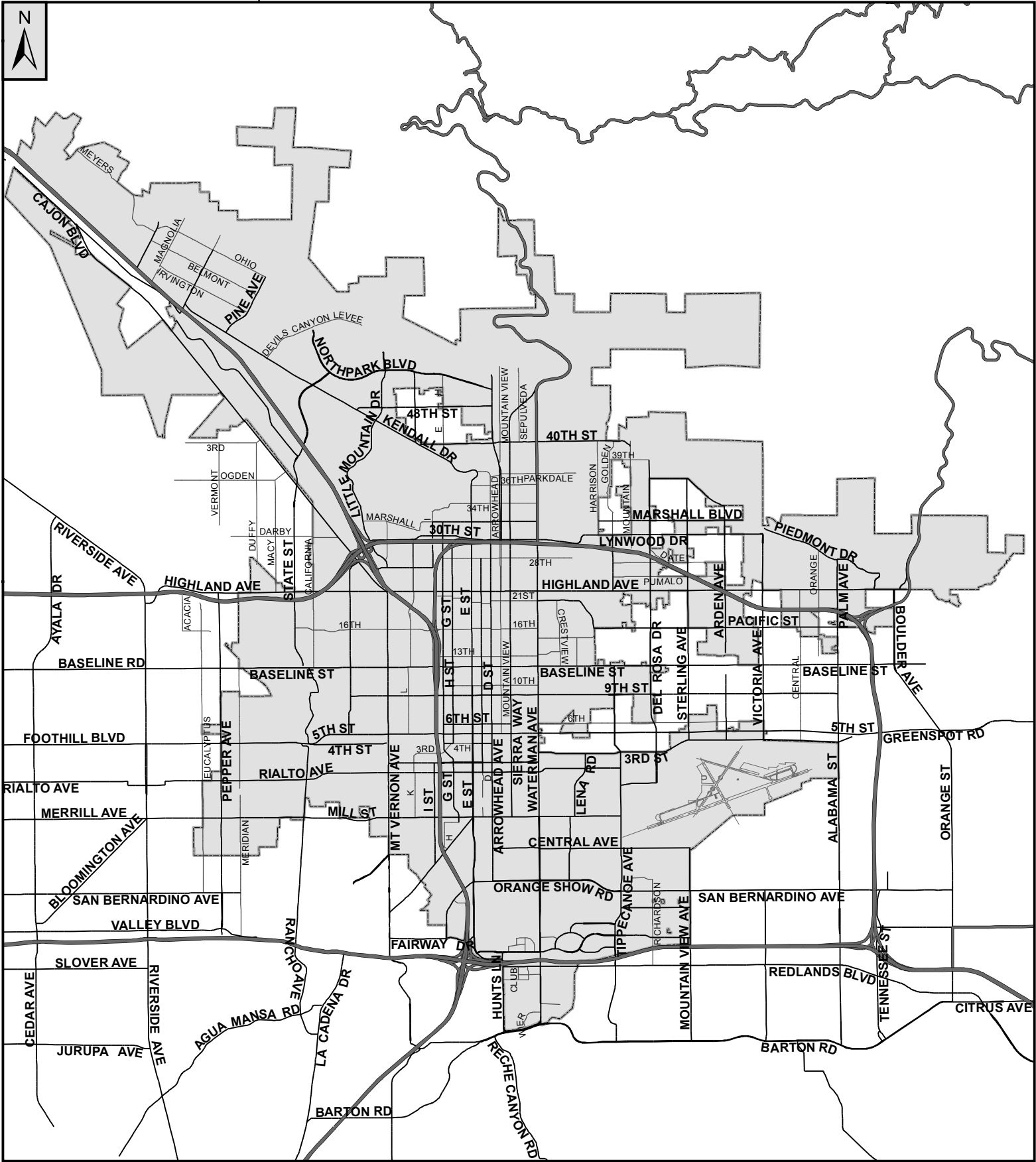
**HONORABLE R. CAREY DAVIS, MAYOR**

**AND**

**MEMBERS OF THE COMMON COUNCIL**

<b>Virginia Marquez</b>	<b>First Ward</b>
<b>Benito J. Barrios</b>	<b>Second Ward</b>
<b>John Valdivia</b>	<b>Third Ward</b>
<b>Fred Shorett</b>	<b>Fourth Ward</b>
<b>Henry Nickel</b>	<b>Fifth Ward</b>
<b>Bessine L. Richard</b>	<b>Sixth Ward</b>
<b>Jim Mulvihill</b>	<b>Seventh Ward</b>

**Mark Scott, City Manager**  
**Andrea Miller, Assistant City Manager**  
**Brent A. Mason, Director of Finance**  
**Chris Alanis, Interim Public Works Director**  
**Dixon Mutadzakupa, Budget Officer**



# City of San Bernardino



# Table of Contents

**Community Profile .....1**

**Capital Improvement Program Transmittal Letter .....8**

**Fiscal Year 2015-16 Highlights .....13**

**Capital Improvement Program Overview .....18**

**Funding Sources.....22**

**Summary of Projects by Category – Funded Only .....29**

**Summary of Identified Projects .....34**

**Summary of Projects by Category – Funded and Unfunded .....40**

**Summary of Projects by Fund .....49**

**Capital Improvement Project Detail Sheets**

    General Buildings ..... 1

    Parks and Recreation ..... 10

    Storm Drain ..... 15

    Streets ..... 26

    Sewer ..... 108

    Traffic Controls..... 117

Glossary of Terms.....APP-1

Project Index.....APP-9



# COMMUNITY PROFILE

## INTRODUCTION

The City of San Bernardino is a community rich in history and cultural diversity. Influences of Native Americans, Mexican settlers, Spanish missionaries and Mormon emigrants can still be seen throughout the City today. From the day in 1810 when Franciscan missionary Father Dumetz named the area San Bernardino to the present, San Bernardino – nestled south of the San Bernardino Mountains and west of the lower desert – has been recognized for its scenic beauty and strategic location. Today, the City of San Bernardino serves as the county seat and is the largest city in the County of San Bernardino with a population of over 213,000.

## HISTORY

San Bernardino's colorful history begins in the early years of the 19th century when Spanish missionaries were the first settlers to the region. Mission "San Bernardino" was established in 1810 and the missionaries, along with the American Indians native to the area, diverted water to the valley from Mill Creek for irrigation purposes. As a result, the area flourished.

In 1822, California became a Mexican territory. Gradually the mission period came to a close and soon came the rise of the "Great Spanish Rancheros." The abandoned Mission San Bernardino did not stay vacant for long. "San Bernardino Rancho" was granted to the Lugo Brothers in 1842 and eventually became an important post on the trading route known as the "Spanish Trail", where pioneer trailblazers like Kit Carson and Jedediah Strong often traveled.

In 1848, California joined the United States. By this time, many rancheros, discouraged by Indian raids and horse and cattle stealing, left the area. The Lugo brothers eventually sold San Bernardino Rancho to a party of 500 Mormon settlers in 1852 that built a stockade around the ranch and named it "Fort San Bernardino." The community thrived and was officially incorporated as a City in 1854 with a population of 1,200. At that time, San Bernardino was strictly a temperance town, with no drinking or gambling allowed.

As the last years of the 19th century waned, the giant railway companies eventually found their way to San Bernardino, changing it from a sleepy town into an enterprising city. Santa Fe, Union Pacific and Southern Pacific all made San Bernardino the hub of their Southern California operations. When the Santa Fe Railway established a transcontinental link in 1886, the already prosperous valley exploded. Even more settlers flocked from the East and population figures doubled between 1900 and 1910.

Today San Bernardino has emerged into a modern urban community with a bright future. The enduring spirit and vitality of yesterday's pioneers are still evident and reflected in the pride of community.

San Bernardino City Opera House 1882



Downtown San Bernardino 1927



## QUALITY OF LIFE

The City of San Bernardino has adopted the shared values of Integrity, Accountability, Respect for Human Dignity, Honesty and Fairness. The vision for the City is to be strong and prosperous. City residents can expect quality, cost effective services as well as an excellent public safety program, which is dedicated to providing the highest level of police and emergency services.

The two hospitals within the City limits, San Bernardino Community Hospital and St. Bernardine's Medical Center are both state of the art facilities. City residents also have access to the nearby Arrowhead Regional Medical Center and the world renowned Loma Linda University Medical Center.

With 35 parks and 11 community centers, residents can enjoy playgrounds, swimming, youth sports, adult sports, senior activities, and special interest classes. The City's menu of programs and services includes a public library system comprised of one main and three library branches which provide life-long learning to the world of ideas, information and creative experience for all citizens of San Bernardino.

Enhancing public safety is also a key part of improving quality of life. In late 2015, the Mayor and Common Council approved a five-year Police Resources Plan focused on rebuilding sworn staffing levels and provide the sworn staff with the tools (largely technology, equipment and

vehicles) needed to do the job. The Police Resources Plan also seeks to increase community engagement in strategies to reduce crime and increase economic development opportunities. Portions of the Plan are financially supported by voter-approved Measures YY and Z that have been in place since November 2006. These measures established an additional 0.25 percent sales tax that took effect in April 2007. Use of Measure Z funds are reviewed by a Measure Z Oversight Committee and will be reported on by the Committee annually. To date, funds have been spent primarily to hire the Police Department personnel as high vacancy rates continue to be a countywide challenge.

### Location/Transport

The City's elevation is 1,049 feet above sea level and encompasses the area of approximately 62.24 square miles. San Bernardino is located approximately 60 miles east of Los Angeles, 120 miles northeast of metropolitan San Diego, and 55 miles northwest of Palm Springs.

For more than 100 years, the City of San Bernardino has been a major transportation link between the east and west coasts. With rail, freeway, two nearby International Airports and the Port of Los Angeles within an hour's drive, San Bernardino is the link to national markets, Mexico, and the Pacific Rim. In 2015, a new Transit Center opened further connecting the City to more than ten cities in a two county area and provides access to transcontinental bus connections.

The Metrolink commuter rail service, available at the Santa Fe train station, provides long distance transportation to commuters from the San Bernardino area to major centers of employment, such as downtown Los Angeles, and Orange County, within 90 minutes. Further enhancing commuter connectivity, a new light rail program is in development extending service through San Bernardino to Redlands, California. The two San Bernardino stops are strategically located in the civic center and hospitality corridors. Three stops are slated for the City of Redlands; ESRI, downtown Redlands and the University of Redlands.



### Employment<sup>1</sup>

The City of San Bernardino has a labor force of 85,000 with 78,600 employed resulting in a 7.5 percent unemployment rate. For the past five years, the City has seen a steady 2 percent annual decrease in unemployment. Below is table showing the major employers within the city.

Major Employer (1,000-4,999)	Industry
BNSF Railway Company	Railroads
California State University, San Bernardino	Schools-Universities & Colleges
Community Hospital – San Bernardino	Hospitals
San Bernardino County Superintendent of Schools	Schools
San Bernardino County Sheriff	County Government - General Offices
California Department of Transportation	Government Offices – State

1. Source: State of California Employment Development Department Sept. 2016 report.

### Schools

Providing quality education and programs to providing quality education and programs to San Bernardino’s youth is an important priority to City residents. High standards and emphasis on mastering the fundamentals resulted in the district’s steady improvement on standardized test scores and graduation rates. Many schools in the San Bernardino Unified School District have been named California Distinguished Schools. If private schooling is a preference, San Bernardino has many private schools, from kindergarten to high school.

San Bernardino Valley College (SBVC), now in its 90th year, is a comprehensive community college offering a full range of degrees, transfer programs to four-year institutions, and certificates in a wide range of careers. As the original and largest of two colleges in the San Bernardino Community College District, SBVC is a regional leader in career and technical education with programs in nursing, human services, computer information technology, welding, electrical and dozens more. The SBVC mission is to provide quality education and services that support a diverse community of learners. San Bernardino Valley College serves 12,000 students every semester.



California State University, San Bernardino is a preeminent center of intellectual and cultural activity in inland Southern California. Opened in 1965 and set at the foothills of the beautiful San Bernardino Mountains, the university serves more than 20,000 students each year and graduates about 4,000 students annually. The university offers more



than 70 traditional baccalaureate and master's degree programs, education credential and certificate programs, and a doctoral program. In recent years, CSUSB added its first doctorate



(educational leadership), engineering program (computer science and engineering) and M.F.A. programs in creative writing and studio art/design.

New to the City is the multi-faceted 150,000 square foot Loma Linda University Health – San Bernardino complex. The campus is home to San Manuel Gateway College, a multi-specialty medical clinic operated by Social Action Community Health System (SACHS) and a vegetarian restaurant designed to showcase the longevity-enhancing benefits of a plant-based diet. The facility will also house a downtown pharmacy. As a first of its kind, San Manuel Gateway College will integrate training programs in health careers with clinical experience, allowing students to benefit from hands-on training and mentoring by Loma Linda University Health faculty and students.



**San Manuel Gateway College & Loma Linda University Health – San Bernardino**

### Recreation, Sports & Culture

San Bernardino has a wide variety of recreational and entertainment attractions. From playing golf at one of San Bernardino's three public and private golf courses, to a 30 to 45 minute drive to mountains, skiing, deserts, beaches, resorts, and world-class cultural and sporting events, a variety of activities for all ages is available to residents and visitors.

San Bernardino is home to the Inland Empire 66ers, a Class A-Advanced Minor League affiliate of the Los Angeles Angels of Anaheim competing in the California League. The Inland Empire 66ers, named after historic Route 66, play at the multi-use San Manuel Stadium which regularly seats 5,000 people and can be expanded to seat 10,000.



**Little League Western Region Headquarters**

San Bernardino is also home to the Little League Western Region Headquarters and hosts the regional playoffs each year, with 14 teams from 13 western states playing for the chance to advance to the Little League World Series for the national title.

Another sports venue is the San Bernardino Soccer Complex, one of only a few premier soccer facilities in Southern California. Currently under a million dollar renovation, the 50-acre complex offers 17 full sized soccer fields including 4 lighted championship fields. Operated by the Elmore Sports Group as of November 2015, the complex hosts home games of the newly formed soccer

team, the Southern California Sports Club. SoCal SC is a member of the National Premier Soccer League (NPSL) and competes in the West Region's Southwest Conference. The complex provides increased revenue to the local economy from use of the local restaurants and hotels.

The arts and entertainment scene continues to thrive in San Bernardino. There are multiple art, performing art and concert venues in the City such as, the historic California Theater, Sturges Center for the Arts, Roosevelt Bowl, National Orange Show Events Center, San Manuel Amphitheater and the Garcia Center for the Arts.



The City's historic California Theater, which opened its doors in 1928, hosts Broadway plays and musicals that light up the stage each year. The theater is also the home of the San Bernardino Symphony Orchestra. Today, the Orchestra, one of the oldest and most prestigious in the region, consistently reaches unmatched standards of musical performance under the dynamic leadership of Music Director and Conductor Frank Fetta.

One of the city's most popular events is the annual Return to the Route 66 Rendezvous. In the 1930s, Historic Route 66, which runs through downtown San Bernardino, was the first highway to link Chicago and the Midwest to Southern California. Today, the event coordinated by the San Bernardino Area Chamber of Commerce, unites the region's car culture community and draws thousands of people. This event is complete with exhibits, vendors, food booths, live entertainment and a Cruisin' Hall of Fame.



New to the City is SBD Fest, coordinated by the San Bernardino International Airport, the one-day festival offers a thrilling airshow, nationally known country music performers, large aircraft displays, nostalgic car show, and a variety of food trucks, beverage and merchants. The event attracts more than 10,000 attendees to the city annually.

## **CITY GOVERNMENT**

San Bernardino, a charter city, operates under council-manager form of government. The Mayor is elected by the voters at large, and each of the seven members of Council is elected by voters within their respective wards. The Mayor and Councilmembers serve four-year terms. Under the supervision of the Mayor, the City Manager is the Chief Administrative Officer. The City Manager directs most City Departments, other than those governed by separate boards (Water

Department, Civil Service, Library) and the offices of elected officials. The City Manager's office, in addition to assisting the Mayor and Council in policy formulation, focuses on special projects. The City of San Bernardino also has an elected City Attorney, City Treasurer and City Clerk. However, in March 2014, the Mayor and Common Council appointed a volunteer-based Citizen Charter Committee for the purpose of reviewing the City's existing charter and making recommendations for improvement, if any, to be placed on the November 2016 ballot. After two years of conducting public committee meetings, initiating community forums and studying other charter cities, on May 16, 2016, the Committee proposed replacing the city charter, in its entirety, and moving to a council-manager form of government. On August 4, 2016, the Mayor and Common Council, voted six-to-one in favor of moving forward with a special municipal election on a new proposed city charter. The special election was consolidated with the November 8, 2016 statewide general election conducted by the County of San Bernardino. On November, 8, 2016, voters approved Measure L, 60-percent to 40-percent, adopting a new city charter and council-manager form of government.

## **OUR FUTURE**

From a budgetary standpoint, the City of San Bernardino continues to make strides to exit bankruptcy. The City initially filed for bankruptcy protection in August 2012 due to the depressed economy, a multimillion dollar deficient, and the loss of redevelopment funding. Through the process, the Federal Bankruptcy Court required the City to develop a long-term recovery plan expected to return the city to service and fiscal solvency. Judge Meredith Jury encouraged the city to begin implementing service-oriented portions of the plan. Hence in the last 18 months, a bankruptcy team has negotiated new agreements with employee labor groups and creditors, generated new revenues through a refuse franchise agreement, and annexed into the County Fire District to rebuild services. These significant steps to restore municipal services and become service and fiscally solvent have only begun, more is to come. A focus on rebuilding public safety, economic development and improving the quality of life for stakeholders is at the center of the plan to recovery.

From a community standpoint, the City of San Bernardino has a bright future, with new exciting projects, special events and new ways of doing business just over the horizon.

San Bernardino is, now more than ever, a city of opportunity. As the City rests in the heart of inland Southern California it offers affordable housing, a pathways-focused public education system, an innovative Cal-State university, low-cost of doing business, a large labor force, and a multifaceted transportation hub. Opportunities for first-time homebuyers, entrepreneurs, investors and employers are vast; one only needs to see the potential.



**CITY OF SAN BERNARDINO  
CITY MANAGER'S OFFICE  
INTEROFFICE MEMORANDUM**

TO: Honorable Mayor and Council Members

FROM: Mark Scott, City Manager

SUBJECT: Capital Improvement Program Budget - Fiscal Year 2016/17 Budget

DATE: January 17, 2017

COPIES: Andrea Miller, Assistant City Manager; Brent Mason, Director of Finance,  
Chris Alanis, Public Works Director

---

On behalf of the City staff, it is my pleasure to submit for your consideration the Capital Improvements Program (CIP) for Fiscal Years 2016/17 through 2020/21.

The City's CIP represents a series of challenges and difficult decisions required to adequately fund the City's growing infrastructure needs to the level residents expect. The City's financial challenges have resulted in a significant backlog of capital needs that if not addressed will inevitably deteriorate the quality of infrastructure and adversely affect economic development efforts and community investment. While the City continues its efforts to seek out grants for projects, leverage projects with non-General Funds and/or restricted funds and invest in capital projects that result in reduced operating costs, the City's backlog of maintenance and overall funding gap for capital projects continues to grow with each fiscal year.

The five-year CIP identifies the City's proposed capital improvement projects, estimated project costs, and the funding necessary to deliver the project. Projects are listed in eleven categories: General Buildings, Streets, Sewers, Storm Drains, Traffic Controls, Parks & Recreation, Fleet, Technology, Buildings and Public Safety. The Program is prepared in fiscal year increments (see Summary of Expenditures Section). CIP projects are reviewed and updated in detail annually and incorporated into the budget. Consideration is given to potential sources of funding, financing opportunities, and the value of the project using criteria such as the protection of public health and safety, adherence to legal requirements, environmental quality, the level of public support, return on investment, financing and grant opportunities, and relationship to Council-adopted plans. The CIP is then presented to the Mayor and Common Council for review and discussion at public meetings. Feedback received during the meetings is then incorporated into the final CIP Budget which will be presented for adoption at a Public Hearing.

**Budget Priorities and the Strategic Plan**

The goals and objectives of the Mayor and Council Members and community are central to the efforts of City staff in all activities of the City and the decision making process throughout the development of the CIP. The FY 2016/17 to 2020/21 CIP begins to address and further the

City's Strategic Plan Goals that were adopted by the Mayor and Council Members in May 2015 following extensive community meetings, a citizen survey, and core team planning workshops. These Strategic Goals include:

1. Safety and Crime – reduce crime, increase community involvement, improve City appearance, and create safe zones.
  2. Housing – strengthen the overall condition of the housing inventory.
  3. Education and Workforce Development – develop programs and internships to: encourage residents to apply for City jobs, to pursue additional education, and upon graduation, remain in the City.
  4. Community Engagement – implement programs to leverage and engage citizens to understand and share in the vision, create a culture of engagement and leverage resources to clean up the City.
  5. Business Development and Partnerships – provide incentives and streamlined programs for new businesses and expansion of current businesses, leverage capacity of educational institutions and create new partnerships.
- Public Relations – develop programs to highlight what is right about the City, work with local media to produce more positive coverage and increase public engagement.

### **Capital Improvement Planning and Budgeting**

Capital improvements substantially affect the economic vitality and quality of life in the community. Well-maintained public infrastructure encourages private investment in the community. By definition, a capital improvement requires a major initial investment, a significant and ongoing financial commitment, and ultimate replacement. Major capital improvements are often complex projects requiring several years of strategic planning, design, funding, and ultimately, construction. The CIP Budget is a five-year program designed to tie the planning and construction of capital improvements to realistic, reliable funding sources to ensure that the planning and implementation of projects are balanced with available resources. Careful long-term planning and budgeting is required to ensure that cyclical downturns or unforeseen financial emergencies do not curtail planned maintenance and necessary replacement.

Individual projects are proposed based on the needs of the community. Capital projects relate to construction, major improvements, or acquisition of a property. Infrastructure projects generally relate to the long-term renovation and replacement of the City's existing physical assets like streets, sewers, water lines, roof replacements, and heating, air conditioning, and ventilation systems replacement. Special projects generally include one-time projects that are designed to address a specific community need or problem.

Although the CIP Budget document is developed in conjunction with the annual operating budget, it is submitted separately to provide more detailed information for each of the 136 capital projects in the City of San Bernardino. The document itself is a cooperative effort among City staff responsible for their respective projects.

The total proposed capital budget for FY 2016-17 is \$20,303,027 for which budgetary appropriation is being sought with this Council report. Funds are available in the designated funding source accounts to meet all these obligations but appropriation was not requested as part of the adopted FY 2016/17 budget as more analysis was needed before the CIP document was

ready to be discussed with the Mayor and Council Members. The five-year CIP Budget totals \$97,146,473. Furthermore, the City will require an additional \$80,594,237 to fully fund all of the outstanding projects.

To obtain a true understanding of a City’s financial health, one must look not only at the Operating Budget and the funded CIP; one must also look at the list of core capital projects for which there is no current identifiable funding source. As such, staff was asked to identify key, core infrastructure needs of the City over the next 5 years whether or not there is identified funding source.

The CIP budget identifies the following:

**Summary of Revenue and Expenditures**

Revenue for 16/17	61,313,583
Funded Expenditures for 16/17	20,303,027
<b>Carry Forward Resources into FY 17/18</b>	<b>41,010,556</b>
Revenue for Next 4 Yrs	66,629,868
<b>Available Resources @07/01/2017</b>	<b>107,640,424</b>
Proposed (Scheduled) CIP for Next 4 Yrs	77,843,445
<b>Estimated Ending Balance</b>	<b>29,796,979</b>

**Program Highlights**

In Fiscal Year 2015-16, several CIP projects of note were completed or are nearing completion including:

- Rehabilitation of 47 street segments encompassing 43 lane miles of roadway citywide at cost of over \$4 million
- I-10/Tippecanoe Avenue Interchange improvements totaling \$71 million for which the city’s contribution was about \$2.8 million. This project relocated the freeway on- and off-ramps providing better traffic circulation and lessening traffic congestion on Tippecanoe Avenue.
- Safety enhancement projects including installation of:
  - Solar powered speed feedback signs which have modified driver behavior by slowing traffic to safer speeds in several areas of the city.
  - Bicycle lane improvements in accordance with the bike lane program the city initiated several years ago.
  - Accessibility improvements at 50+ sites citywide (including the downtown area and several bus stop locations) resulting in more than a half million dollar investment.

The proposed CIP budget for FY 2016/17 totals \$20,303,027. Details of the projects are included on the attached sheets. Highlights of the major projects anticipated to be either in design or construction in FY 2016/17 include:

- Norman F. Feldheym Central Library Roof Replacement. This project was awarded in July and construction is expected to be completed in early 2017.
- Seccombe Lake Park Security Fencing and Restroom Upgrades. The project will use CDBG funding for these park enhancements.
- Street Tenant Improvements to support relocating City Hall operations.
- Mountain Avenue and 40th Street – Storm Drain and Pavement Improvements. This \$975,000 project provides more than half mile of AC rehabilitation, upgrade of ADA ramps and replacement of the storm drain crossing Mountain Avenue.
- Numerous Safety Improvement Projects including six traffic signals improvements: Baseline at California Streets, Northpark Boulevard at Sierra Drive, Redlands Boulevard at Hunts Lane, 9th Street at Sierra Way, 9th Street at Arrowhead Avenue, Waterman Avenue at I-10/I-215 Freeway; Safe Route to School projects near Bob Holcomb Elementary School, Roger Anton Elementary School and Pacific High School, and Dr. Earnest Garcia Elementary School sites; ADA compliant pedestrian ramps at 34 locations Citywide; and an inventory of traffic safety infrastructure funded by Systemic Safety Analysis Report Program grant (SSARP) at 284 locations citywide.
- Participating in 11 cooperative agreements with adjacent jurisdictions to jointly fund street improvements including rehabilitating AC pavement, adding bike lanes; upgrading traffic signals, and install ADA ramps and sidewalks.
- Investment of \$1 million in sanitary sewer system repairs following video inspection of nearly 25 percent of the sanitary sewer collection system. This is the first of a multi-year project to video inspect and repair the City’s sewer system.
- Corporate Yard and Waterman Landfill environmental compliance projects – These are the first phase of a multi-year project to bring these facilities to compliance with current State and Federal standards.
- Replacement of the Mt. Vernon Bridge over the BNSF yard; this project continues to move forward, with SANBAG assuming responsibility for the design and construction of the bridge, with a tentative construction start in 2020.
- University Parkway/I-215 Improvements; with area growth and increased enrollment at Cal State University San Bernardino, this interchange has become a very congested. The project provides funding for the design and construction of a new interchange to improve local and regional circulation.
- Roadway Extension Project on State Street (University Parkway) from Foothill Boulevard to 16<sup>th</sup> Street. This project provides for the planning, design and construction of new street improvements from Baseline Street to the 210 freeway, reducing traffic through residential areas.

## **Conclusion**

The CIP represents a tremendous amount of work by the City Departments and key members of their staff, and I would like to thank all of those responsible for the completion of this year’s CIP. I would also like to thank the Mayor and Council members for their leadership as policymakers and for making difficult, responsible decisions that will guide the City through these challenging economic times as we work collaboratively to rebuild San Bernardino. While this CIP is a step toward advancing that agenda, much work remains to be completed and tough decisions in the coming years. As leaders in the City, we must continue to look toward the future

and plan strategically to encourage private investment and revenue growth and address the City's growing infrastructure and capital needs while providing a high level of service to the community.

Sincerely,

**CITY OF SAN BERNARDINO**

Mark Scott  
City Manager





## FISCAL YEAR 2015-16 HIGHLIGHTS



College Avenue is one of the original 47 locations that was approved to Match Corp for a grind and overlay of asphalt. The City came in after with a Stripping contractor and a Signal loops contractor to complete the improvements seen here.

"I" Street is a location of the original 47 locations that was approved to Match Corp for a grind and overlay of asphalt, the City will come in with a Stripping contractor to complete the needed Pavement Markings





## FISCAL YEAR 2015-16 HIGHLIGHTS

Little Mountain Avenue west side was completed by the school district a few years ago, leaving the east side to be completed. The added vehicle and foot traffic for the elementary school forced the City to move this project forward.



The original 47 locations for asphalt repair awarded to Matich Corp completed the asphalt. The City contracted out the concrete repair for the handicap ramp and striping shown in the pictures. Traffic loops were also installed to complete the signal at 48<sup>th</sup> street and Little Mountain Drive.

Sheridan Road was put on hold until the water district completed the needed waterline replacement. After completion of the water line this location was included into the original 47 locations for asphalt repair awarded to Matich Corp. The City contracted out for the concrete repair for the handicap ramp and striping shown in the picture.



## FISCAL YEAR 2015-16 HIGHLIGHTS



State Street was a street that needed the asphalt repair and restriping to accommodate the elementary school. The project was included in the original 47 locations for asphalt repair awarded to Match Corp. helped to have a better street pavement and allowed the restriping to be completed serving the school and residents with a better flow.



## FISCAL YEAR 2015-16 HIGHLIGHTS

University Parkway is a highly used street with it being the main entrance to the Cal State University it also carries several residential and commercial locations. The street had several problems that included root intrusion, alligatoring (cracks grouped together in one area), and constant pot holes; this location was added to the original 47 locations for asphalt repair awarded to Match Corp. The City contracted out for the concrete work and the Striping.



The Inland Valley Development Agency (IVDA) asked the City of Highland and the City of San Bernardino to join the Co-Op for the Victoria Ave and 3<sup>rd</sup> Street signal and streets improvements.

The improvements included installing a culvert/bridge over the City Creek Drainage system, a road way into the old Norton Air Force Base (IVDA), and a signal to allow for the new leg of an old 3 legged intersection.





## FISCAL YEAR 2015-16 HIGHLIGHTS



IVDA was the lead on this project with the city overseeing the inspections for the street improvements and signal operations. The location was completed before the air show of 2016 and allowed a flow of traffic directly into the area of the event.



## CITY OF SAN BERNARDINO CAPITAL IMPROVEMENTS PROGRAM PROJECTS BUDGET GUIDE

Capital improvements substantially affect the economic vitality and quality of life in the community. By definition, a capital improvement requires a major initial investment, a significant and ongoing financial commitment, and ultimate replacement. Major capital improvements can often be complex projects requiring several years of strategic planning, design, funding, and ultimately, construction. The Capital Improvements Program (CIP) Budget is a five-year program designed to tie the planning of capital improvements to realistic, reliable funding sources to ensure that both planning and implementation of such projects are balanced with available resources. Careful long-term planning and budgeting is required so cyclical downturns or unforeseen financial emergencies do not curtail planned maintenance and necessary replacement.

Individual projects are proposed based on the needs of the community. Capital projects relate to construction, major improvements, or acquisition of a structure. Infrastructure projects generally relate to the long-term renovation and replacement of the City's existing physical assets like streets, sewers, water lines, roof replacements, and heating, air conditioning, and ventilation systems replacement. Special projects generally include one-time projects that are designed to address a specific community need or problem.

Although the CIP Budget document is developed in conjunction with the annual operating budget, it is submitted separately in order to provide more detailed information for each of the 11 capital projects in the City of San Bernardino. The document itself is a cooperative effort among City staff responsible for their respective projects.

### **Project Planning & Budgeting**

Each year, the City's CIP represents a series of challenges and difficult decisions required to adequately fund the City's growing infrastructure needs to the level residents expect. The City's financial challenges have resulted in a significant backlog of capital needs that if not addressed will inevitably deteriorate the quality of infrastructure and adversely affect economic development efforts and community investment. While the City continues its efforts to seek out grants for projects, leverage projects with non-General Funds and/or restricted funds and invest in capital projects that result in reduced operating costs, the City's backlog of maintenance and overall funding gap for capital projects continues to grow with each passing fiscal year.

CIP projects are reviewed and updated annually. Consideration is given to potential sources of funding, financing opportunities, and the value of the project using criteria including the protection of public health and safety, adherence to legal requirements, environmental quality, level of public support, return on investment, availability of financing, and relationship to Council-adopted plans.

Of the City's total budget for FY 2016-17, \$20,303,027 is appropriated for the CIP. The five-year CIP Budget totals \$97,146,473 with approximately \$2,045,100 in future year appropriations. Furthermore, the City will require an additional \$80,594,237 to fully fund all of the outstanding projects.



## CITY OF SAN BERNARDINO CAPITAL IMPROVEMENTS PROGRAM PROJECTS BUDGET GUIDE

Operating resources required to maintain new capital improvements commencing the year the improvement is completed are included in the City's long-term financial plans. Each project identifies, if applicable, the amount and the fiscal year in which the additional operating costs become effective. These costs are incorporated in the long-term financial plans for each affected fund. The City carefully considers each project's short-term and long-term effects against current policy directives, citywide needs, on-going operational needs, and budgetary constraints. These considerations are applied across the entire 5-year planning horizon and to all projects. The effect is a long-term, comprehensive project plan that is synchronized with a balanced operating budget. This approach provides a complete financial analysis of the impact of all projects proposed for funding in the immediate year, as well as in future years.

### **Key Master Plans/Studies**

- Citywide Analysis of Streets/Paving Needs
- Citywide Assessment/Recommendations for Streetlights Upgrade
- Citywide Assessment and Prioritization of Sewer Collection System Needs

### **General Buildings and Administrative Facilities**

This section includes all projects that address the City's administrative facilities including City Hall, Civic Center and the City Yard. Also included in this section are City-owned properties that were purchased for potential redevelopment purposes. General Building and Administrative Facilities projects include remodeling or replacement of existing facilities and new construction including debt service payments. These projects are primarily funded by the General Fund, Redevelopment Bond proceeds, Community Development Block Grant (CDBG) Funds, and Integrated Waste Management (IWM) Funds. Rental income from City-owned property also provides revenue for the maintenance and rehabilitation work for those specific properties; however, these revenues will cease when the properties are developed or sold.

### **Streets, Traffic & Transportation**

A well planned and maintained transportation infrastructure is a critical component for ensuring a safe, livable community, balancing housing and jobs, and supporting economic development. While San Bernardino has a robust street system and transportation infrastructure, regional and local development and the passage of time continue to strain capacity and increase maintenance needs. Long range planning related to traffic and transportation programs and active involvement in countywide planning efforts are critical. Effective planning allows the City to undertake a coordinated traffic and transportation capital projects program and to position itself to compete strongly for outside specialized discretionary funding as it becomes available. Projects detailed in this section may include projects to extend and widen streets, street resurfacing, construction of curbs, gutters, sidewalks, handicapped ramps, and bikeways; right-of-way acquisition; and street lighting systems as well as new traffic signals; traffic striping; and replacing aging or obsolete traffic control systems. Projects in this section may be funded by development fees,



## CITY OF SAN BERNARDINO CAPITAL IMPROVEMENTS PROGRAM PROJECTS BUDGET GUIDE

Federal and state aid, State Gas Tax (HUTA), Measure I taxes, Proposition 1B, Local Circulation Funds, and Community Development Block Grant (CDBG) Funds.

### **Wastewater, Sewer and Storm Drains**

Wastewater collection and sewer treatment are some of the core services the City provides to residents and businesses and includes sewage collection and treatment, storm water management, environmental protection, regulatory compliance, and maintenance of the City's aging collection and treatment systems. Projects in this section may include projects to increase system capacity, replace aging or obsolete systems, and meet new regulatory requirements. Sewer connection fees, development fees, rate revenue, and construction and maintenance funds may be used to fund the cost of projects in this section.

### **Parks and Recreation**

The majority of Parks and Recreation projects are funded by Park Dedication Fees, which may be used to pay for developing new or rehabilitating existing neighborhood or community parks, recreational facilities and restrooms, game courts and fields, lighting, and playground equipment. The purpose is to secure the optimal level of recreational use and sustainability of parks in the long-term plan. Operating costs that arise from these projects are funded by the General Fund or other Operations Funds.

### **Public Safety**

The Police Services Five Year Resources Plan, adopted by the Mayor and Common Council in 2010, committed to investing \$56,504,098 over five years to better equip the San Bernardino Police Department to address the unacceptable levels of crime in the community. The Plan focuses on rebuilding staff capacity to transition the Department out of crisis response mode to one capable of providing a core level of service to the community and targets four objectives:

- Rebuild staffing to enable the Department to deliver core service and reduce response times;
- Invest in training the workforce;
- Utilize technology and equipment to improve efficiency and effectiveness; and
- Engage the community.

The projects included in this section address Public Safety, are supportive of the overall quality of life and reflect the commitment in the Police Services Plan. Public Safety projects are primarily funded by the General Fund and Internal Service Funds. Supplemental funding for specific enforcement programs and equipment acquisition is provided by State and Federal Grant funds. Another source of funding is Asset Forfeiture monies, received through drug and other law enforcement activities.

**Technology** – Several projects relate to enhancing the technology used in the Department. These projects include equipment acquisition to replace the outdated Computer Aided





## CITY OF SAN BERNARDINO CAPITAL IMPROVEMENTS PROGRAM PROJECTS BUDGET GUIDE

Dispatch/Records Management System (CAD/RMS), Mobile Report Writing system and desktop computers that will allow more efficient provision of services and ensure access to modern law enforcement systems and databases. These projects are funded by federal, state and local grants, as well as Asset Forfeiture monies, the General Fund, and other internal service funds.

**Fleet** – An estimated 187 units, or 75 percent, of the Department’s fleet needs to be replaced over the Plan period. A project has been established to provide funding for fleet purchases over the next five years.

**Buildings.** The final category of projects is for rehabilitation, repair, and replacement of Public Safety facilities including roof repair/replacement, heating and air conditioning systems. As well as renovate the Police B Building to an Indoor Firing Range.

### **Housing**

The City’s housing projects are designed to address the affordable housing goals of the 2015-2019 Housing Element of the City’s General Plan, and other City plans and policy documents related to affordable housing and improvement of the housing inventory. Housing projects in this section are funded by the Housing Fund, federal HOME Investment Partnership Program grants, and other state and federal grants. Very detailed statutes govern the use of the funds so projects are designed to comply with State and Federal laws.

### **Downtown**

The revitalization of Downtown San Bernardino is continuing with progress in a number of areas. The renewal of the area’s vitality will require an ongoing, concentrated effort and a commitment to making Downtown San Bernardino a strong, viable city center which will encourage investment in other areas of the community. Projects in this section support the development of this important area. Funding for the Downtown projects come from several sources. These include the General Fund, a portion of the proceeds from the sale of land held by the City for development purposes, parking district assessments, Traffic Impact Fees, and bond proceeds of the former Economic Development Agency.



CITY OF SAN BERNARDINO  
CAPITAL IMPROVEMENTS PROGRAM  
**POTENTIAL SOURCES OF FUNDING**

The City's General Fund is limited and cannot be relied upon to finance all Capital Improvement Projects. A number of other sources, however, can be used to complete the high priority items. These include:

1. Housing and Community Development Act of 1974 (CDBG) (119).
2. Sewer Line Construction Fund (245).
3. Underground Utility District-PUC Rule No. 20, 20A, 20B.
4. State Highway User Tax (HUTA) (126 Fund).
5. Regional Circulation Fee Fund (264).
6. Park Development Fee Fund (243).
7. Storm Drain Construction Fund (248).
8. State Park Bond Act Funds.
9. Special Assessment Districts.
10. Donations.
11. County Funds.
12. Highway Bridge Program (HBP – Formerly HBRR).
13. Highway Safety Improvement Program (HSIP).
14. Half-Cent Sales Tax – Local Funds (129) (Measure I).
15. Verdernont Infrastructure Fee Fund (208)
16. Federal-Aid Highway Act (Congestion Management – Air Quality).
17. Local Partnership Program (SB 300).
18. Safe Routes to School Program (SR25).
19. Transportation Development Act Fund (TDA).
20. Bureau of Indian Affairs Fund (BIA).
21. Local Circulation Fee Fund (263).
22. Sewer Maintenance Fund (132).
23. Public Improvement Fund (246).
24. Development Impact Fees.
25. Public Use Facilities Fund (266)
26. Parkland and Open Space Fund (268)
27. Quimby/DIF (269)
28. Integrated Waste Management Fund (527)
29. 2010A Bond Proceeds
30. 2010B Bond Proceeds



CITY OF SAN BERNARDINO  
CAPITAL IMPROVEMENTS PROGRAM  
**POTENTIAL SOURCES OF FUNDING**

The previously identified “Potential Sources of Funding” have Limitations, Which must be recognized:

**1. Housing and Community Development Act of 1974 (CDBG) (119)**

The primary objective of this program is to develop viable urban communities by providing decent housing, a suitable living environment and expanding economic opportunities, principally for persons of low and moderate income. This may be achieved through the elimination of slums, blight and detrimental living conditions; conservation and expansion of housing stock; improved public services and improved use of land.

The 1983 amendments remove all previous restrictions on parks, playgrounds, flood and drainage, parking, fire protections, and solid waste disposal projects. All public facilities, except for “building for the general conduct of government” (i.e. City Halls) are now eligible without restrictions.

**2. Sewer Line Construction Fund (245)**

Monies derived from sewer connection fees and a portion of the monthly sewer charge. These funds are used to extend the City’s sewer system into unsewered areas and construct relief line for reaches that are overloaded.

**3. Underground Utility District – PUC Rule No. 20, 20A and 20B**

Rule No. 20 of the Public Utilities Commission requires Southern California Edison to set aside a certain percentage of their revenues to finance the cost of undergrounding their facilities, within districts designated by the City Council action. Other utility companies, such as telephone and cable television, have to finance the cost of placing their facilities underground within a designated District. Approximately \$500,000 is set aside each year by Southern California Edison for undergrounding their facilities in San Bernardino.

**4. State Highway User Tax (HUTA) (126 Fund)**

About \$4.5 million was received by the City this past year, as the City’s share of the state taxes on vehicle fuels. It has been the practice for several years to transfer a significant portion of HUTA to the General Fund to help fund costs for maintenance of streets.

**5. Regional Circulation Fee Fund (264)**

Circulation system projects that, when constructed, will improve circulation on a regional basis, i.e. drivers from other nearby cities will also benefit from the improvements. Examples would



CITY OF SAN BERNARDINO  
CAPITAL IMPROVEMENTS PROGRAM  
**POTENTIAL SOURCES OF FUNDING**

include freeway interchanges and access/egress ramps, major thoroughfares that travel through numerous other municipal agencies and major railroad grade separations.

**6. Park Development Fee Fund (243)**

This fund, established by the Mayor and Council in 1978 through City Ordinance No. 3714, provides funds for the acquisition and development of parks and recreational facilities through the levying of a fee on residential development in the amount of 1 percent of the cost of a single family structure, and 1 percent of the total cost of apartments and condominiums and 1.0 percent of the cost for total cost of improvement for \$650 for each mobile home lot constructed, whichever is greater.

**7. Storm Drain Construction Fund (248)**

New Developments are required to pay a fee based upon area for construction of storm drains. About \$405,000 was collected this year in fees, with \$100,000 transferred to the General Fund.

**8. State Park Bond Act Funds**

This Act was proposed by the State Legislature to aid municipalities in the acquisition and development of community parks. This measure was on the November, 1988 ballot.

**9. Special Assessment Districts**

Special assessment districts can be formed to place a property's proportionate share of the cost for construction of public works improvements. In order for property to be assessed, it must receive a special benefit from installation of the improvements. Districts can be established under the 1911 Act, 1913 Act or City Municipal Code. Recent developments such as proposition 218 severely limit this option and require voter approval.

**10. Donations**

Funds derived from individuals or corporations usually in order to get a tax write-off. Normally, these funds are received in a trust fund. These funds are usually restricted to specific projects.

**11. County Funds**

Funds received from the County. Usually these funds are earmarked for a specific project. These will also be the County's shares of the Joint Powers Authority projects in the downtown area.



CITY OF SAN BERNARDINO  
CAPITAL IMPROVEMENTS PROGRAM  
**POTENTIAL SOURCES OF FUNDING**

**12. Highway Bridge Program (HBP – formerly HBRR)**

Funds are provided under this program to finance 88.53 percent of the cost of rehabilitating or replacing bridges that are sufficiently deteriorated to receive a priority within a funding range. An 11.47 percent local match is required. Caltrans determines level of structural deterioration and recommends either repair, rehabilitation or

**13. Highway Safety Improvement Program (HSIP)**

Projects with high accident rates are nominated to Caltrans. Those with a sufficiently high priority are designated to receive funds to finance 90% of the project cost. A 10 percent local match is required.

**14. Half-Cent Sales Tax – Local Funds (129) (Measure I)**

City's share of the one-half cent (1/2) sales tax measure renewal approved by voters in the November 2004 General Election.

**15. Verdemont Infrastructure Fee Fund (208)**

Fees levied on new developments in the Verdemont Area to finance the cost of infrastructure. This fee was reduced by Council Action in February 1995 from \$8,000 per lot to \$1,500 per lot to stimulate development. Effective June 22, 2003, the fee was increased to \$3,000 per lot for each new single family home. Equivalency charges are determined based on land use and lot size for other non-single family uses.

**16. Federal-Aid Highway Act (Congestion Management – Air Quality)**

The Federal-Aid Highway Act (SAFETEA-LU) provided funds for management of congestion and improving air quality through reduced traffic delay (CMAQ).

**17. Local Partnership Program (SB 300)**

Reimbursement of a portion of the costs of projects financed with local funds, pursuant to SB 300. State Local Partnership Project must be funded with other than state or federal dollars and full cost provided by agency with reimbursement 1 to 2 years later.

**18. Safe Routes to School Program (SR25)**



CITY OF SAN BERNARDINO  
CAPITAL IMPROVEMENTS PROGRAM  
**POTENTIAL SOURCES OF FUNDING**

This funding was established as part of AB 1475 in October 1999. California will receive \$17,000,000 per year for two years.

**19. Transportation Development Act Fund (TDA)**

The state Transportation Development Act provides that two percent of the Local Transportation Funds (LFT) shall be made available to counties and cities for the exclusive use of pedestrians and bicycles. For San Bernardino County this totals over \$700,000 annually. The present call for projects will result in allocation of several years of TDA Article 3 funds, totaling \$3.3 million.

**20. Bureau of Indian Affairs Fund (BIA)**

This Bureau of Indian Affairs administers to a discretionary use of Federal Gas Tax Funds for road and bridge improvements related to Federal Parkland and Indian Reservation Access.

**21. Local Circulation Fee Fund (263)**

Circulation system projects that, when constructed, will improve traffic circulation generally within the boundaries of the City of San Bernardino. An Example would be a traffic signal at the intersection of two arterials.

**22. Sewer Maintenance Fund (132)**

This fund is for the cost of maintaining Sewer lines as paid for from the portion of Sewer revenues.

**23. Public Improvement Fund (246)**

Funding provided by the San Manuel Band of Mission Indians for various selected projects offset impacts to the City.

**24. Development Fees**

New developer impact fees, effective June 2, 2006, were approved by the Mayor and Common Council to collect fair-share contributions from residential, commercial and industrial developers to mitigate the impact on local and regional transportation systems, fire and police services, parks and community facilities.

**25. Public Use Facilities Fund (266)**



CITY OF SAN BERNARDINO  
CAPITAL IMPROVEMENTS PROGRAM  
**POTENTIAL SOURCES OF FUNDING**

These projects include the construction of additional community centers for classes, meetings and general public use.

**26. Parkland and Open Space Fund (268)**

The acquisition and development of new parks, construction of recreational facilities for the City and improvement of existing undeveloped parklands are accomplished through this program.

**27. Quimby/DIF**

Quimby Act is also a DIF Fund and is collected by development and is used in the Parks improvements that are not connected by Parks and Open Space Collections.

**28. Integrated Waste Management Fund (527)**

Integrated Waste Management is a fund identified for the use of IWM (Integrated Waste Management) categories and use. These uses will include improvements to facilities used by the IWM.

**29. 2010A Bond Proceeds**

The 2010A bond proceeds are funds that were paid to the City after the issuance of a municipal bond; the proceeds are used to finance qualified projects as defined in the bond indenture.

**30. 2010B Bond Proceeds**

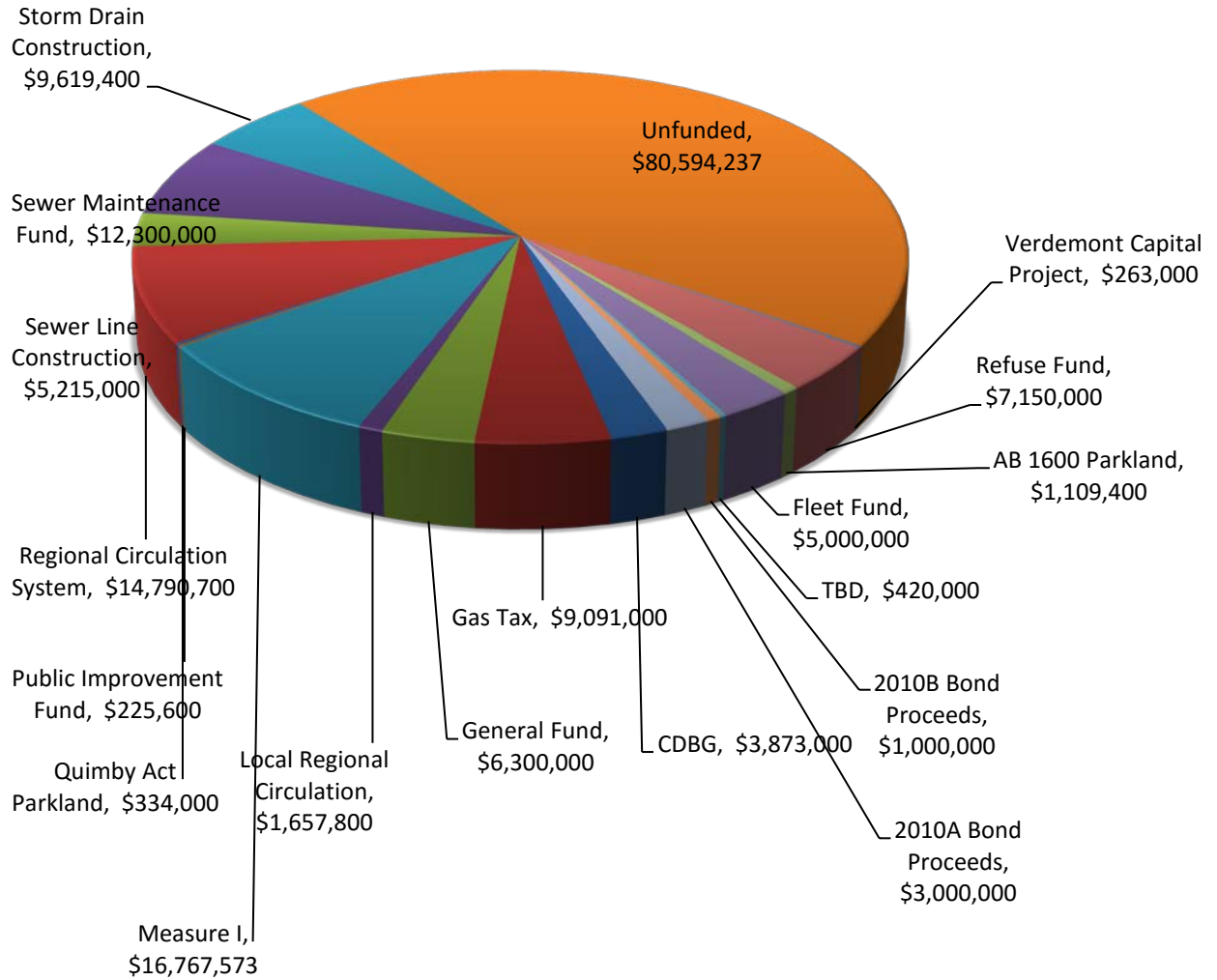
The 2010B bond proceeds are funds that were paid to the City after the issuance of a municipal bond; the proceeds are used to finance qualified projects as defined in the bond indenture.



CITY OF SAN BERNARDINO  
 CAPITAL IMPROVEMENTS PROGRAM  
**POTENTIAL SOURCES OF FUNDING**

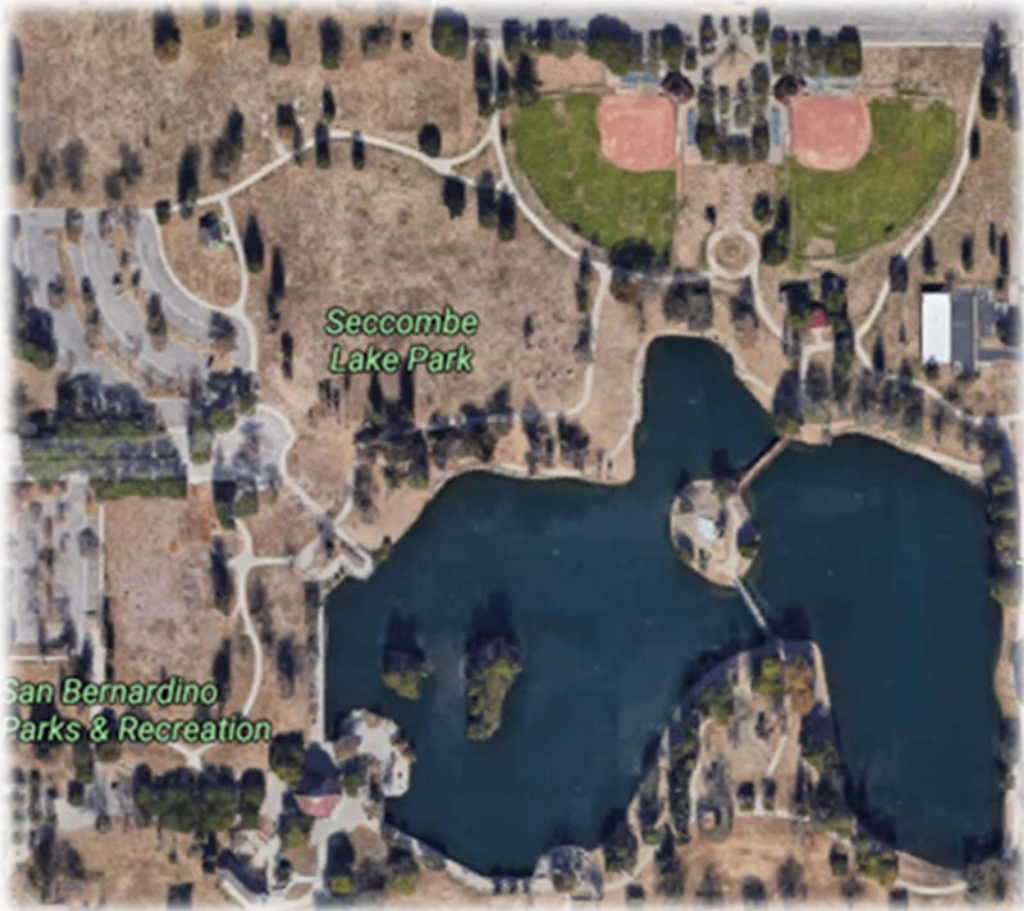
# CIP FUNDING SOURCES

Total Cost of all Active Projects: \$178,710,710





CIP Budget Summaries



# SUMMARY OF PROJECTS BY CATEGORY - FUNDED ONLY



CIP NUMBER	PROJECT	WARD	FY 2016-17 PROPOSED	FY 2017-18 PROJECTED	FY 2018-19 PROJECTED	FY 2019-20 PROJECTED	FY 2020-21 PROJECTED	FUTURE YEARS	ESTIMATED PROJECT TOTAL
<b>General Buildings</b>									
GB - A	Roof Repair of Various City Buildings	ALL	75,000	100,000	100,000	100,000	100,000	-	475,000
GB04-007	City Yard Phased Pavement Replacement, NPDES Compliance and Fuel Island Upgrade.	1	300,000	1,200,000	500,000	500,000	500,000	2,000,000	5,000,000
GB16-008	Feldheim Library Roof Replacement	1	650,000	-	-	-	-	-	650,000
GB16-010	Rowe Library Roof Replacement	7	-	250,000	-	-	-	-	250,000
GB17-001	Waterman Landfill Site, NPDES Compliance	3	300,000	3,000,000	3,700,000	-	-	-	7,000,000
GB17-002	UST Closure - Waterman Landfill (Underground Tank Removal)	3	100,000	-	-	-	-	-	100,000
GB17-003	AST Closure - Fire Station 221 ( Above ground Tank Removal)	6	50,000	-	-	-	-	-	50,000
GB17-004	City Hall Relocation with Remodel of 201 Building, 215 Building, & 600 Building	1	1,600,000	1,600,000	1,600,000	-	-	-	4,800,000
(blank)	Commercial Building Rehabilitation	ALL	150,000	-	-	-	-	-	150,000
(blank)	Owner Occupied Home Rehabilitation Program	ALL	450,000	-	-	-	-	-	450,000
TBD	Baseball Stadium Purchase	TBD	500,000	-	-	-	-	-	500,000
TBD	California Theatre Seismic Study	TBD	-	-	2,000,000	-	-	-	2,000,000
TBD	Convention Center Roof Repair	TBD	500,000	-	-	-	-	-	500,000
<b>General Buildings Total</b>			<b>4,675,000</b>	<b>6,150,000</b>	<b>7,900,000</b>	<b>600,000</b>	<b>600,000</b>	<b>2,000,000</b>	<b>21,925,000</b>
<b>Parks and Recreation</b>									
PR04-011	Verdemont Area Master Park & Trail Plan	5	-	249,600	-	-	-	-	249,600
PR04-016	City-Wide Parks Projects	ALL	-	261,800	-	-	-	-	261,800
PR04-020	City-Wide Community Center Upgrades	ALL	-	50,000	-	-	-	-	50,000
PR04-027	Al Guhin Park (Verdemont Park)	5	-	334,000	-	-	-	-	334,000
PR04-028	Verdemont Community Center at Al Guhin Park	5	263,000	-	-	-	-	-	263,000
PR07-013	Little Mountain Trail from Blair Park	5	-	64,800	-	-	-	-	64,800
PR08-002	Miscellaneous Improvements at Ronald Reagan Park	5	-	212,000	-	-	-	-	212,000
PR09-001	Al Guhin Park (Verdemont Park) - Playground Equipment	5	94,700	-	-	-	-	-	94,700
PR15-001	Verdemont Area Project Management/Civil Engineering	ALL	-	18,250	38,250	-	-	-	56,500
PR17-001	Seccombe Lake Ball Fields - Security Fencing and Restroom Upgrade - CDBG	1	500,000	-	-	-	-	-	500,000
PR17-002	Roosevelt Bowl - Security Fencing an Restroom Upgrade - CDBG at Perris Hill Park	2	250,000	-	-	-	-	-	250,000
PR17-004	San Bernardino Soccer Complex Drop off Lane2	7	120,000	-	-	-	-	-	120,000
(blank)	5th St Senior Center HVAC	(blank)	-	200,000	-	-	-	-	200,000
(blank)	Jerry Lewis Pool System	(blank)	-	253,000	-	-	-	-	253,000
(blank)	Park Lighting at New Mark Park	(blank)	-	300,000	-	-	-	-	300,000
(blank)	Pool Cover Replacement	(blank)	170,000	-	-	-	-	-	170,000
(blank)	Water Conservation at Splash Pads	(blank)	-	400,000	-	-	-	-	400,000
<b>Parks and Recreation Total</b>			<b>1,397,700</b>	<b>2,343,450</b>	<b>38,250</b>	<b>-</b>	<b>-</b>	<b>-</b>	<b>3,779,400</b>
<b>Sewers</b>									
SW - A	Sewer Main Extension SFR Development	ALL	-	50,000	50,000	50,000	50,000	-	200,000
SW - B	Sewer Main Extensions	ALL	-	100,000	100,000	100,000	100,000	-	400,000
SW - C	Sewer Manhole Rehabilitation at Various Locations	ALL	50,000	50,000	50,000	50,000	50,000	-	250,000
SW - D	Sewer Siphon Flushing at Various Locations	1,2,3,5,6	-	50,000	25,000	25,000	25,000	-	125,000
SW - E	Miscellaneous Sewer Repairs	ALL	250,000	550,000	300,000	300,000	300,000	-	1,700,000
SW - F	Sewer C.I.P. Administration	ALL	15,000	15,000	15,000	15,000	15,000	-	75,000
SW08-002	11th Street Sewer Main Replacement from Wilson Street to "I" Street	1,6	-	-	200,000	-	1,775,000	-	1,975,000
SW08-010	27th Street Sewer Main Replacement from Muscupiabe Dr. to Serrano Rd (Design Only)	2	-	100,000	1,700,000	-	-	-	1,800,000
SW09-001	"I" Street Sewer Relocation from 5th Street to 16th Street (Study & Design Only)	1	-	100,000	1,000,000	-	-	-	1,100,000
SW10-001	Highland Avenue Sewer Realignment Study (West of Cedar Street to Twin Creek Bridge)	2,7	100,000	500,000	-	-	-	-	600,000
SW10-008	Cedar Street & Highland Avenue Sewer Line Replacement	2,7	40,000	650,000	-	-	-	-	690,000
SW10-013	"E" Street / Mill Street / Inland Center Drive - Relocate Manholes	1,3	-	100,000	-	-	-	-	100,000

# SUMMARY OF PROJECTS BY CATEGORY - FUNDED ONLY



CIP NUMBER	PROJECT	WARD						ESTIMATED	
			FY 2016-17 PROPOSED	FY 2017-18 PROJECTED	FY 2018-19 PROJECTED	FY 2019-20 PROJECTED	FY 2020-21 PROJECTED	FUTURE YEARS	PROJECT TOTAL
SW17-001	Repair Identified Sewers from Video detection	ALL	500,000	1,000,000	1,000,000	1,000,000	1,000,000	2,500,000	7,000,000
TBD	Wastewater Collection System Master Plan Update	ALL	-	1,500,000	-	-	-	-	1,500,000
<b>Sewers Total</b>			<b>955,000</b>	<b>4,765,000</b>	<b>4,440,000</b>	<b>1,540,000</b>	<b>3,315,000</b>	<b>2,500,000</b>	<b>17,515,000</b>
<b>Storm Drains</b>									
SD - A	Cross Gutters and Drainage Inlet Repairs	ALL	75,000	150,000	150,000	150,000	150,000	-	675,000
SD - B	Miscellaneous Drainage System Repairs	ALL	75,000	150,000	150,000	150,000	150,000	-	675,000
SD - C	Storm Drains and Debris Basins	ALL	50,000	50,000	50,000	50,000	50,000	-	250,000
SD - D	Channel Repairs	ALL	50,000	50,000	50,000	50,000	50,000	-	250,000
SD - E	Storm Drain C.I.P. Administration	ALL	15,000	15,000	15,000	15,000	15,000	-	75,000
SD04-004	Mountain Ave Storm Drain: Replace Storm Drain between 39th Street & 40th Street	4	250,000	-	-	-	-	-	250,000
SD04-024	Base Line St at Waterman Ave Storm Drain	1,2	99,900	-	-	-	-	-	99,900
SD05-003	Meridian Ave & Poplar St - CSDP Project 3-5, Line F	3,6	500,000	-	-	-	-	-	500,000
SD06-002	Sierra Way Storm Drain Installation from Parkdale Street to 40th Street (Design Only)	4,7	-	200,000	2,800,000	-	-	-	3,000,000
SD08-002	Storm Drain Study for Meyers Canyon Comprehensive Storm Drain Plan No's 7-E9, 7-E10 & 7-E11	5	-	100,000	-	-	-	2,000,000	2,100,000
SD08-003	Randall Basin - Co-op with the County of San Bernardino and the City of Colton	3	150,000	-	-	-	-	-	150,000
SD10-001	Weir Rd & Commercial - Convert "V" Ditch to Pipe (Study)	3	-	25,000	-	-	-	-	25,000
SD12-003	San Manuel Area Master Plan Storm Drain Improvements	4	-	19,500	-	-	-	-	19,500
SD13-002	Rialto Avenue and Rancho Avenue Storm Drain Improvements	3	-	300,000	-	-	-	-	300,000
SD14-001	Mt Vernon Ave Storm Drain from 16th to Highland Ave (CSDP 7-D13)	6	-	-	200,000	1,800,000	-	-	2,000,000
SD16-001	Patton Basin - Repair damaged outlet in the County's Basin	4	100,000	500,000	-	-	-	-	600,000
<b>Storm Drains Total</b>			<b>1,364,900</b>	<b>1,559,500</b>	<b>3,415,000</b>	<b>2,215,000</b>	<b>2,415,000</b>	<b>-</b>	<b>10,969,400</b>
<b>Streets</b>									
SS - A	Bridge and Railing Repairs at Various Locations	ALL	300,000	200,000	200,000	200,000	200,000	-	1,100,000
SS - B	Construct Accessibility Improvements at Various Locations (Annual)	ALL	500,000	500,000	500,000	500,000	500,000	-	2,500,000
SS - D	Pavement Rejuvenation at Various Locations (Annual) Slurry	ALL	-	250,000	250,000	250,000	250,000	-	1,000,000
SS - H	Guardrail Repair at Various Locations (Annual)	ALL	75,000	75,000	75,000	75,000	75,000	-	375,000
SS - N	CIP Administration Services	ALL	150,000	150,000	150,000	150,000	150,000	-	750,000
SS - O	Annual Striping of city streets City Wide	ALL	350,000	350,000	350,000	350,000	350,000	-	1,750,000
SS - P	Concrete repairs city wide - annual	ALL	300,000	300,000	300,000	300,000	300,000	-	1,500,000
SS04-009	STATE STREET - Street Extension (PA & ED only)	1,6	350,000	550,000	25,000	25,000	4,800,000	-	5,750,000
SS04-012	MT. VERNON AVENUE - Bridge Replacement Agreement with SANBAG	1,3	1,200,000	950,000	50,000	50,000	2,000,000	-	4,250,000
SS04-014	40TH STREET Widening from Johnson Street to Electric Avenue	4	255,000	1,095,900	613,000	212,000	-	-	2,175,900
SS04-018	MOUNTAIN AVENUE Street Improvements Between 39th Street to 40th Street	4,7	472,500	-	-	-	-	-	472,500
SS04-019	UNIVERSITY PARKWAY and I-215 Freeway Interchange Improvements	5, 6	72,727	349,455	201,818	344,727	454,545	-	1,423,273
SS04-053	Palm Avenue Grade Separation at the BNSF Railroad (Co-op with SAN BAG Lead)	6	300,000	-	-	-	-	-	300,000
SS04-131	HIGHLAND AVENUE Widening at Del Rosa Channel	2,7	-	265,400	63,800	300,000	86,200	-	715,400
SS04-152	"H" STREET Widening from Kendall Drive to 40th Street (design only)	4	80,000	220,000	330,000	392,000	-	-	1,022,000
SS07-004	Widen 3rd Street and 5th Street between Tippecanoe Avenue & Palm Avenue (IVDA)	1	-	25,000	-	-	-	-	25,000
SS07-014	Old Waterman Canyon Bridge Repairs	4	10,000	-	-	-	-	-	10,000
SS08-001	CAMPUS PARKWAY - Fencing and PCC Pavement Installation Agreement with County of San Bernardino	5	25,000	-	-	-	-	-	25,000
SS10-007	SBX Rapid Transit Corridor Project: Inspection Costs (RDA)	1,2,3,4,5,7	10,000	-	-	-	-	-	10,000
SS11-008	I-10 Freeway @ Tippecanoe Avenue - Interchange Improvements (LSP) Agreement with SANBAG	3	1,294,800	1,000,000	-	-	-	-	2,294,800
SS11-010	CALIFORNIA STREET Pavement Rehabilitation between 19th Street to Washington Avenue	6	2,500	-	-	-	-	-	2,500
SS12-004	WATERMAN AVENUE Pavement Rehabilitation between 13th Street and Gilbert Street	2	12,000	-	-	-	-	-	12,000
SS12-010	STERLING AVENUE Pavement Rehabilitation between Highland Avenue and Date Place	7	2,400	100,000	-	-	-	-	102,400
SS12-013	DAVIDSON STREET Pavement Rehabilitation between 16th Street and 19th Street	6	-	-	88,000	-	-	-	88,000
SS13-001	2ND STREET - BRIDGE Replacement at Warm Creek	1	400,000	1,850,000	1,240,200	600,000	-	-	4,090,200

# SUMMARY OF PROJECTS BY CATEGORY - FUNDED ONLY



CIP NUMBER	PROJECT	WARD	FY 2016-17 PROPOSED	FY 2017-18 PROJECTED	FY 2018-19 PROJECTED	FY 2019-20 PROJECTED	FY 2020-21 PROJECTED	FUTURE YEARS	ESTIMATED PROJECT TOTAL
SS13-002	WATERMAN AVENUE Pavement Rehabilitation between Mill Street and Central Avenue	1,3	-	313,100	-	-	-	-	313,100
SS13-005	BASELINE STREET Pavement Rehabilitation between Lugo Street and Waterman Avenue	2	48,000	-	-	-	-	-	48,000
SS13-022	BASELINE STREET Pavement Rehabilitation between Del Rosa Drive and Knob Hill Road (Co-Op)	1,7	20,000	-	-	-	-	-	20,000
SS13-034	GARNER AVENUE Pavement Rehabilitation between Baseline Street and 14th Street	6	-	-	45,000	-	-	45,100	90,100
SS13-035	PICO AVENUE Pavement Rehabilitation between 9th Street and Olive Street	6	25,000	-	-	-	-	-	25,000
SS13-037	SHERIDAN ROAD Pavement Rehabilitation between Lakewood Drive and State Street	5	66,000	-	-	-	-	-	66,000
SS13-039	EVANS STREET Pavement Rehabilitation between Western Avenue and Medical Center Drive	6	-	-	60,000	-	-	-	60,000
SS14-007	TIPPECANOE AVENUE Pavement Rehabilitation between Harry Sheppard Drive to 3rd Street	1	22,000	-	-	-	-	-	22,000
SS14-008	MILL STREET Pavement Rehabilitation between Waterman Avenue to Doolittle Street	1	18,000	-	-	-	-	-	18,000
SS14-009	40TH STREET Pavement Rehabilitation between Harrison Street to Mountain Avenue	4	500,000	-	-	-	-	-	500,000
SS14-013	WILSON STREET Pavement Rehabilitation between 9th Street to Baseline Street	6	-	-	103,000	-	-	-	103,000
SS14-014	28TH STREET Pavement Rehabilitation between Waterman Avenue to Valencia Avenue	7	5,000	-	-	-	-	-	5,000
SS14-015	28TH STREET Pavement Rehabilitation between "H" Street to Arrowhead Avenue	7	108,000	-	-	-	-	-	108,000
SS14-016	28TH STREET Pavement Rehabilitation between Arrowhead Avenue to Waterman Avenue	7	134,000	-	-	-	-	-	134,000
SS14-017	ARROWHEAD AVENUE Pavement Rehabilitation between 7th Street to 9th Street	1	-	-	112,000	-	-	-	112,000
SS14-018	9TH STREET Pavement Rehabilitation between Tippecanoe Avenue to Del Rosa Drive	1	17,000	-	-	-	-	-	17,000
SS14-019	SIERRA WAY Pavement Rehabilitation between 9th Street to Baseline Street	1,2	-	-	209,000	-	-	-	209,000
SS14-020	DEL ROSA AVENUE Pavement Rehabilitation between Del Rosa Drive to Highland Avenue	2	24,000	-	-	-	-	-	24,000
SS14-022	HARRISON STREET Pavement Rehabilitation between Lynwood Drive to 40th Street	4,7	63,000	-	-	-	-	-	63,000
SS14-024	"G" STREET Pavement Rehabilitation between 4th Street to 6th Street	1	20,000	-	-	-	-	-	20,000
SS14-025	8TH STREET Pavement Rehabilitation between Medical Center Drive to Mt Vernon Avenue	1	-	-	407,000	-	-	-	407,000
SS14-026	WESTERN AVENUE Pavement Rehabilitation between Union Street to 9th Street	1	-	-	33,000	-	-	-	33,000
SS14-030	UNION STREET Pavement Rehabilitation between Mt Vernon Avenue to Western Avenue	1	-	-	76,000	-	-	-	76,000
SS14-033	WINDSOR DRIVE Pavement Rehabilitation between Park Drive to Morgan Road	5	700	80,000	-	-	-	-	80,700
SS14-035	29TH STREET Pavement Rehabilitation between Waterman Avenue to Valencia Avenue	7	44,000	-	-	-	-	-	44,000
SS14-040	SPRUCE STREET Pavement Rehabilitation between Pico Avenue to Mt Vernon Avenue	1	25,000	-	-	-	-	-	25,000
SS14-041	EUCALYPTUS AVENUE Pavement Rehabilitation between Santolinas Street to Park Vista Drive	3	11,000	-	-	-	-	-	11,000
SS14-043	MT VERNON AVENUE - Bridge Shoring Inspections	1	20,000	-	-	-	-	-	20,000
SS15-001	PALM AVENUE (co-op with the City of Highland-lead) Bike Lanes at Pacific Street	4	45,000	-	-	-	-	-	45,000
SS15-002	STERLING AVENUE Pavement Rehabilitation (co-op County of San Bernardino) between Pacific Avenue and	7	300,000	200,000	-	-	-	-	500,000
SS15-003	"J" STREET Pavement Rehabilitation between 8th Street and 11th Street	1	-	-	122,000	-	-	-	122,000
SS15-005	CALIFORNIA STREET Pavement Rehabilitation between Highland Avenue and Porter Street	6	10,000	240,000	-	-	-	-	250,000
SS15-006	TIPPECANOE AVENUE Pavement Rehabilitation between Vine Street to 9th Street	1	8,600	80,000	-	-	-	-	88,600
SS15-007	AIRPORT DRIVE Pavement Rehabilitation between Commercenter East to Commercenter West	3	7,000	-	-	-	-	-	7,000
SS15-008	IRVINGTON AVENUE Pavement Rehabilitation between Chestnut Avenue to Palm Avenue	5	6,000	50,000	-	-	-	-	56,000
SS15-009	BASELINE STREET Pavement Rehabilitation between Canyon Road to Conejo Drive	1	9,900	100,000	-	-	-	-	109,900
SS15-011	RIALTO AVENUE Pavement Rehabilitation between Meridian Avenue and Pepper Avenue	6	11,000	-	-	-	-	-	11,000
SS15-012	BRIER DRIVE Pavement Rehabilitation between Gifford Avenue and Tippecanoe Avenue	3	16,000	-	-	-	-	-	16,000
SS15-014	27TH STREET Pavement Scrub Slurry between "D" Street and "E" Street	7	-	16,900	-	-	-	-	16,900
SS15-015	24TH STREET Pavement Scrub Slurry between "D" Street and "E" Street	7	-	19,600	-	-	-	-	19,600
SS15-016	23RD STREET Pavement Scrub Slurry between "D" Street and "E" Street	7	-	13,500	-	-	-	-	13,500
SS15-017	"I" STREET Pavement Rehabilitation between 14th Street and Evans Street	1	30,000	-	-	-	-	-	30,000
SS15-019	HIGHLAND AVENUE Pavement Rehabilitation between "H" Street and "G" Street	2	5,600	85,000	-	-	-	-	90,600
SS15-020	MAGNOLIA DRIVE Pavement between 48th Street to Reservoir Street	5	3,400	25,000	-	-	-	-	28,400
SS15-021	PARK DRIVE Pavement Rehabilitation between Morgan Road to Loyola Drive	5	3,400	35,000	-	-	-	-	38,400
SS15-022	HIGHLAND AVENUE Pavement Rehabilitation between Sterling Avenue to Guthrie Avenue	7	7,400	170,000	-	-	-	-	177,400
SS15-048	HIGHLAND AVENUE Pavement Rehabilitation between SR 259 (State Route 259 or Crosstown Freeway) and	2	1,000	20,000	-	-	-	-	21,000
SS16-020	CO-OP With the City of Highland for BASELINE STREET Rehabilitation from Del Rosa to Cole Ave. (MSRC)	1,7	277,400	-	-	-	-	-	277,400
SS16-021	CO-OP With City of Highland for 14TH STREET Crosswalk Ramps no parking signs (SR2S)	4	6,300	-	-	-	-	-	6,300

# SUMMARY OF PROJECTS BY CATEGORY - FUNDED ONLY



CIP NUMBER	PROJECT	WARD	FY 2016-17 PROPOSED	FY 2017-18 PROJECTED	FY 2018-19 PROJECTED	FY 2019-20 PROJECTED	FY 2020-21 PROJECTED	FUTURE YEARS	ESTIMATED PROJECT TOTAL
SS16-022	CO-OP With City of Highland for BASELINE STREET, sidewalk closures (Article 3)	1,7	10,600	-	-	-	-	-	10,600
SS16-023	CO-OP With City of Highland BASELINE STREET and 5TH STREET Signal Coordination Upgrade (MSRC)	1	5,900	-	-	-	-	-	5,900
SS16-024	CO-OP With City of Highland for 5 corridors project, signal coordination upgrade and (MSRC)	1,4,7	25,600	-	-	-	-	-	25,600
SS16-025	CO-OP With City of Highland PALM AVENUE and PACIFIC STREET Improvements (ATPAPP)	4	43,300	-	-	-	-	-	43,300
SS16-026	CO-OP With City of Highland BASELINE STREET Lighted Crosswalk (SRTS)	4	1,000	-	-	-	-	-	1,000
SS16-027	SBX - "E" STREET from 10th Street to Highland Avenue - Inspection	1,3,5,7	25,000	-	-	-	-	-	25,000
SS17-001	ATP Cycle 2 - Safe Routes to Schools Project at 3 locations	(blank)	190,000	-	-	-	-	-	190,000
SS17-002	CDBG - FY 16-17 Street Improvements	TBD	300,000	-	-	-	-	-	300,000
SS17-004	ROUTE 66 (5TH STREET) Pavement Rehabilitation from Pepper Avenue to "H" Street and "H" STREET from	1,3,6	-	10,000	-	-	-	-	10,000
SS17-005	SBX - "E" STREET from 10th Street to Highland Avenue - Construction	1,3,5,7	155,000	-	-	-	-	-	155,000
SS17-006	Concrete Work for Continuing Pavement Projects	(blank)	425,000	-	-	-	-	-	425,000
SS17-007	Median Improvements Around Town	ALL	300,000	300,000	300,000	300,000	300,000	-	1,500,000
SS17-008	City Wide Infrastructure Inspections	ALL	300,000	-	-	-	-	-	300,000
TBD	Assessment of the City's street lighting system including an analysis related to the acquisition of the portion of	TBD	200,000	-	-	-	-	-	200,000
TBD	Medical Center Drive Between Magnolia and Highland Avenue – Pavement, street, storm drain and signage a	TBD	-	-	-	500,000	-	-	500,000
TBD	Pavement Management System Survey and Program	TBD	250,000	-	-	-	-	-	250,000
TBD	West Highland Avenue Between Macy Street and North California Street – Pavement, street, storm drain and	TBD	-	-	-	500,000	-	-	500,000
<b>Streets Total</b>			<b>10,312,027</b>	<b>9,988,855</b>	<b>5,903,818</b>	<b>5,048,727</b>	<b>9,465,745</b>	<b>45,100</b>	<b>40,764,273</b>
<b>Traffic Controls</b>									
TC - A	City-Wide Traffic Signal Improvements	ALL	50,000	25,000	25,000	25,000	25,000	-	150,000
TC - B	Traffic Signals Battery Backup Systems	ALL	25,000	25,000	25,000	25,000	25,000	-	125,000
TC04-008	University Pkwy from College Ave to Kendall Dr Traffic Signal Interconnect	4,5	25,600	100,000	-	-	-	-	125,600
TC04-036	Mt. Vernon Ave Interconnect and PPB from Mill Street to Highland Ave (Design Only)	1,3,6	25,000	75,000	-	-	-	-	100,000
TC06-010	Northpark Blvd and Sierra Dr. Traffic Signal Installation	5	50,000	200,000	-	-	-	-	250,000
TC07-002	Kendall Drive & 48th Street Traffic Signal	5	-	250,000	-	-	-	-	250,000
TC08-003	Solar-Powered Speed Feedback Sign Program	ALL	5,000	-	-	-	-	-	5,000
TC09-004	Base Line St & California Ave Traffic Signal Upgrade	6	50,000	200,000	-	-	-	-	250,000
TC12-001	9th Street & Sierra Way Signal UpgradeReimbursable Grant	1,2	390,000	-	-	-	-	-	390,000
TC12-002	9th Street & Arrowhead Avenue Signal UpgradeReimbursable Grant	1,2	365,000	-	-	-	-	-	365,000
TC16-001	Redlands Boulevard and Hunts Lane Traffic Signal Modification	3	70,000	100,000	-	-	-	-	170,000
TC16-002	Waterman Avenue and I-10 Freeway, Co-op with the State of California	3	85,000	-	-	-	-	-	85,000
TC17-001	Systemic Safety Analysis Report Program (SSARP) Phase 1Reimbursable Grant	ALL	277,800	-	-	-	-	-	277,800
TC17-003	Traffic Management Center (TMC) Upgrade	ALL	40,000	-	-	-	-	-	40,000
TC17-004	Baseline Interchange Project Overview	4	10,000	-	-	-	-	-	10,000
TC17-005	TDA Article 3 for Alabama Street Bike Lane (co-op)	1	45,000	-	-	-	-	-	45,000
TC17-006	Hospitality Lane Median and Signal Improvements from "E" Street to Waterman Avenue	3	85,000	470,000	-	-	-	-	555,000
<b>Traffic Controls Total</b>			<b>1,598,400</b>	<b>1,445,000</b>	<b>50,000</b>	<b>50,000</b>	<b>50,000</b>	<b>-</b>	<b>3,193,400</b>
<b>Grand Total</b>			<b>20,303,027</b>	<b>26,251,805</b>	<b>21,747,068</b>	<b>9,453,727</b>	<b>15,845,745</b>	<b>4,545,100</b>	<b>98,146,473</b>

# SUMMARY OF IDENTIFIED PROJECTS



CIP NUMBER	PROJECT	WARD	FY 2016-17 PROPOSED	FY 2017-18 PROJECTED	FY 2018-19 PROJECTED	FY 2019-20 PROJECTED	FY 2020-21 PROJECTED	FUTURE UNFUNDED COMPONENT	ESTIMATED PROJECT TOTAL
<b>Buildings</b>									
TBD	Solar Carports	TBD	-	-	150,000	150,000	150,000	150,000	600,000
<b>Buildings Total</b>			-	-	<b>150,000</b>	<b>150,000</b>	<b>150,000</b>	<b>150,000</b>	<b>600,000</b>
<b>Fleet</b>									
TBD	Replacement Police Vehicles	TBD	-	-	1,250,000	1,250,000	1,500,000	1,500,000	5,500,000
TBD	Vehicle Replacement	TBD	-	120,000	120,000	120,000	120,000	120,000	600,000
<b>Fleet Total</b>			-	<b>120,000</b>	<b>1,370,000</b>	<b>1,370,000</b>	<b>1,620,000</b>	<b>1,620,000</b>	<b>6,100,000</b>
<b>General Buildings</b>									
GB - B	Repainting of City Facilities	ALL	-	15,000	15,000	15,000	15,000	-	60,000
GB - C	ADA Compliance for Pathways at City Facilities	ALL	-	20,000	20,000	20,000	20,000	-	80,000
GB04-010	City Yard Building Restoration Work	1	-	-	-	-	-	392,000	392,000
GB04-012	City Yard Clarifier	1	-	-	-	-	-	50,000	50,000
GB04-017	Galaxy Center Remodel	1	-	-	-	-	-	400,000	400,000
GB04-018	Norton Gym: Remodel	1	-	-	-	-	-	610,000	610,000
GB04-022	Roosevelt Bowl ADA Compliance Plan	2	-	-	-	-	-	300,000	300,000
GB08-001	Animal Shelter Renovations & Additions	3	-	-	-	-	-	30,000	30,000
GB08-005	Fence Replacement at City Yard (SLMF)	1	-	-	-	-	-	63,700	63,700
GB12-008	Replace HVAC Units at Various City Buildings - per year	ALL	-	-	-	-	-	500,000	500,000
GB12-009	Parking Lot Restoration at City Facilities - per year	ALL	-	-	-	-	-	100,000	100,000
GB12-010	Energy-Efficient Lighting Controls at Parks - per year	ALL	-	-	-	-	-	50,000	50,000
GB16-003	Police Building Roof Restoration	1	-	-	-	-	-	1,000,000	1,000,000
GB16-004	Police Building Flooring	1	-	-	-	-	-	50,000	50,000
GB16-005	Police Building HVAC System Replacement	1	-	-	-	-	-	250,000	250,000
GB16-006	Police Annex B HVAC System Replacement	1	-	-	-	-	-	100,000	100,000
GB16-007	Police Building Door Repair and Replacement	1	-	-	-	-	-	20,000	20,000
GB16-009	Feldheim Library HVAC System Upgrade	1	-	-	-	-	-	350,000	350,000
GB16-011	Rowe Library HVAC System Upgrade	7	-	-	-	-	-	35,000	35,000
(blank)	General City Building Maintenance Yearly Cost	ALL	-	-	-	-	-	-	-
TBD	Animal Control Shelter	TBD	-	-	9,000,000	-	-	-	9,000,000
TBD	Feldheim Misc Equipment/Furniture Replacement	TBD	-	-	-	50,000	25,000	25,000	100,000
TBD	Feldheim Misc Repairs	TBD	-	-	200,000	200,000	100,000	-	500,000
<b>General Buildings Total</b>			-	<b>35,000</b>	<b>9,235,000</b>	<b>285,000</b>	<b>160,000</b>	<b>4,325,700</b>	<b>14,040,700</b>
<b>Miscellaneous</b>									
TBD	Archiving Element	TBD	-	257,800	370,563	370,563	370,562	370,562	1,740,050
TBD	Credit/Debit Card Acceptance for Overdue Fees	TBD	-	10,000	-	-	-	-	10,000
TBD	E Street Corridor	TBD	-	-	150,000	-	-	-	150,000
TBD	Feasibility Study for Eastside Branch	TBD	-	10,000	-	-	-	-	10,000
TBD	General Plan Update	TBD	-	-	-	500,000	500,000	500,000	1,500,000
TBD	Housing Element	TBD	-	-	-	-	37,500	37,500	75,000
TBD	Industrial Warehouse Overlay Zone	TBD	-	-	-	75,000	-	-	75,000
<b>Miscellaneous Total</b>			-	<b>277,800</b>	<b>520,563</b>	<b>945,563</b>	<b>908,062</b>	<b>908,062</b>	<b>3,560,050</b>

# SUMMARY OF IDENTIFIED PROJECTS



CIP NUMBER	PROJECT	WARD	FY 2016-17	FY 2017-18	FY 2018-19	FY 2019-20	FY 2020-21	FUTURE	ESTIMATED
			PROPOSED	PROJECTED	PROJECTED	PROJECTED	PROJECTED	UNFUNDED COMPONENT	PROJECT TOTAL
<b>Parks and Recreation</b>									
PR - A	Miscellaneous Annual Parks Construction	ALL	-	20,000	20,000	20,000	20,000	-	80,000
PR - B	Miscellaneous Park Lighting Improvements	ALL	-	10,000	10,000	10,000	10,000	-	40,000
PR - C	Miscellaneous Park Improvements City-Wide	ALL	-	10,000	10,000	10,000	10,000	-	40,000
PR - D	City-Wide Pool Improvements	ALL	-	10,000	10,000	10,000	10,000	-	40,000
PR04-033	Perris Hill Park Senior Center Expansion	2	-	-	-	-	-	287,500	287,500
PR04-038	Ruben Campos Center Renovation (Pavilion Project) at Nunez Park	1	-	-	-	-	-	891,145	891,145
PR05-003	Speicher Park Improvements	7	-	-	-	-	-	158,000	158,000
PR07-004	Lytle Creek Park Improvements	3	-	-	-	-	-	20,000	20,000
PR07-010	Speicher Park - Renovate Restroom	7	-	-	-	-	-	30,000	30,000
PR08-006	Upgrade Irrigation System on Broadmoor Avenue	2,7	-	-	-	-	-	10,000	10,000
PR08-012	Blair Park - Security Cameras	5	-	1,000	-	-	-	-	1,000
PR17-003	Wildwood Park - Security Camera	4	-	8,000	-	-	-	-	8,000
(blank)	Park Improvements yearly maintenance estimated for 567 Acres	ALL	-	5,668	5,668	5,668	5,668	283,410	306,082
TBD	Fencing, Backstop, Netting repair at Baseball Fields	TBD	-	120,000	120,000	120,000	120,000	120,000	600,000
TBD	Park Restroom Restoration	TBD	-	97,500	97,500	97,500	97,500	97,500	487,500
TBD	Park Restroom Upgrades	TBD	-	150,000	150,000	150,000	150,000	150,000	750,000
TBD	Pool filtration equipment replacement	TBD	-	180,000	180,000	150,000	-	-	510,000
TBD	Pool Replastering	TBD	-	220,000	160,000	140,000	-	-	520,000
TBD	Renovation of Jerry Lewis Swim Center	TBD	-	150,000	110,000	110,000	110,000	110,000	590,000
TBD	Reroof Parks Concession Bldgs	TBD	-	60,000	60,000	60,000	60,000	60,000	300,000
TBD	Resurface/Level Ballfields	TBD	-	75,000	75,000	60,000	60,000	60,000	330,000
TBD	Splash Pad Conversions	TBD	-	160,000	160,000	80,000	-	-	400,000
TBD	Turf Replacement @ Nunez Soccer Complex	TBD	-	-	650,000	-	-	-	650,000
<b>arks and Recreation Total</b>			-	<b>1,277,168</b>	<b>1,818,168</b>	<b>1,023,168</b>	<b>653,168</b>	<b>2,277,555</b>	<b>7,049,227</b>
<b>Public Safety</b>									
TBD	CAD/RMS/Mobile System replacement	TBD	-	-	-	-	-	500,000	500,000
TBD	City Wide Radio System	TBD	-	-	-	-	-	4,134,838	4,134,838
TBD	Indoor Firing Range	TBD	-	1,500,000	-	-	-	-	1,500,000
<b>Public Safety Total</b>			-	<b>1,500,000</b>	-	-	-	<b>4,634,838</b>	<b>6,134,838</b>
<b>Sewers</b>									
SW04-013	Lincoln Avenue Sewer Main Study	6	-	-	-	118,800	-	-	118,800
SW08-003	17th Street & "H" Street Sewer Main Replacement from "I" Street to 13th Street	2,6	-	-	-	-	-	1,000,900	1,000,900
SW08-004	16th Street / Perris Street / Evans Street Sewer Main Replacement	1,6	-	-	-	965,000	-	-	965,000
SW08-009	Cajon Boulevard Sewer Main Replacement from University Parkway to Fern Street 13th Street & "G" Street Sewer Main Replacement from "H" Street to "G" Street & from 13th Street to 10th Street (Design Only)	6	-	86,000	-	-	-	-	86,000
SW08-011	"E" Street Sewer Replacement from Athol Street to Rialto Avenue	2	-	-	-	1,080,000	-	-	1,080,000
SW08-013	"G" Street Sewer Replacement from 9th Street to 4th Street	1,3	-	-	-	-	-	475,000	475,000
SW08-014	Court Street @ Sierra Way Sewer Main Replacement (Design Only)	1	-	-	-	-	-	1,500,000	1,500,000
SW09-002	9th Street Sewer Main Study from Sierra Way to Waterman Avenue	1	-	20,000	-	-	-	-	20,000
SW10-002	Gilbert Street at Crestview Avenue Sewer Line Study	2	-	-	20,000	-	-	-	20,000
SW10-003	13th Street Sewer Line Relocation Study between Base Line St & Spruce Alley	1	-	-	-	-	-	760,000	760,000
SW10-004	Blackstone Street Sewer Line Study	6	-	-	-	20,000	-	-	20,000

# SUMMARY OF IDENTIFIED PROJECTS



CIP NUMBER	PROJECT	WARD	FY 2016-17	FY 2017-18	FY 2018-19	FY 2019-20	FY 2020-21	FUTURE	ESTIMATED
			PROPOSED	PROJECTED	PROJECTED	PROJECTED	PROJECTED	UNFUNDED COMPONENT	PROJECT TOTAL
SW10-006	Huff Street Sewer Realignment Study	3	-	-	20,000	-	-	-	20,000
SW10-007	Rialto Avenue Sewer Replacement Study from "K" Street to "H" Street	1,3	-	20,000	-	-	-	-	20,000
SW10-009	28th Street & Waterman Avenue Sewer Line Study	7	-	20,000	-	-	-	-	20,000
SW10-010	Olive Street Sewer Line Study	1	-	-	20,000	-	-	-	20,000
SW10-011	17th Street Alley's Sewer Study	2	-	20,000	-	-	-	-	20,000
SW10-012	Waterman Avenue & Twin Creek Bridge Sewer Line Study	1	-	20,000	-	-	-	-	20,000
SW10-014	Sewer Master Plan	ALL	-	-	-	-	-	800,000	800,000
SW11-001	Wet Weather Flow Monitoring	ALL	-	-	-	-	-	200,000	200,000
SW11-002	Sewer Repair in "H" Street & Adjacent Sewer Mains (Design Only)	2	-	-	-	-	-	185,000	185,000
SW15-001	Sewer Replacement Arrowhead Ave at Warm Creek	1	-	-	-	-	-	30,000	30,000
(blank)	Sewer Pump Stations yearly cost estimated for 12 locations	ALL	-	168,000	168,000	168,000	168,000	4,200,000	4,872,000
<b>Sewers Total</b>			-	<b>374,000</b>	<b>228,000</b>	<b>2,351,800</b>	<b>168,000</b>	<b>9,150,900</b>	<b>12,272,700</b>
<b>Storm Drains</b>									
SD05-002	Piedmont Dr. & Indian Canyon Drainage Modification	4	-	-	-	-	-	50,000	50,000
SD09-001	27th Street Storm Drain from Little Mountain Drive to "H" Street (design only)	2,7	-	-	-	-	-	2,000,000	2,000,000
SD09-002	Repair Drainage System - "I" Street (between Baseline St & 14th Street)	1	-	-	-	-	-	250,000	250,000
SD12-002	Orange Avenue & Holly Circle Drainage Study	4	-	20,000	-	-	-	-	20,000
SD12-004	Medical Center Drive Storm Drain Study from 7th Street to 17th St (CSDP no. 7-D11)	1,6	-	-	100,000	-	-	2,000,000	2,100,000
SD13-003	Cooley Avenue east of Sunnyside Drainage Improvements (Design Only)	3	-	20,000	-	-	-	-	20,000
<b>Storm Drains Total</b>			-	<b>40,000</b>	<b>100,000</b>	-	-	<b>4,300,000</b>	<b>4,440,000</b>
<b>Streets</b>									
SS - C	Street Safety Improvements at Various Locations (Annual)	ALL	-	100,000	100,000	100,000	100,000	-	400,000
SS - E	Miscellaneous Street Lighting Repairs (Annual)	ALL	-	50,000	50,000	50,000	50,000	-	200,000
SS - F	Bus Stop Concrete Pads (Annual)	ALL	-	50,000	50,000	50,000	50,000	-	200,000
SS - I	Concrete Sidewalk Repairs at Various Locations (Annual)	ALL	-	75,000	75,000	75,000	75,000	-	300,000
SS - J	Alley Repair at Various Locations (Annual)	ALL	-	25,000	25,000	25,000	25,000	-	100,000
SS - K	Neighborhood Traffic Management Annual Program	ALL	-	25,000	25,000	25,000	25,000	-	100,000
SS07-003	Widen & Extend Mt. View Avenue from the Santa Ana River to I-10 Freeway (IVDA)	4	-	30,000	-	-	-	-	30,000
SS07-029	Construct New Road between Little League Drive and Devore Road	5	-	-	-	300,000	300,000	600,000	1,200,000
SS11-017	DEL ROSA DRIVE Widening - Warm Creek to Base Line Street	1	-	-	-	350,000	-	-	350,000
SS12-018	RANCHO AVENUE Pavement Rehabilitation between Rialto Avenue and Mill Street	3	-	-	-	-	-	125,000	125,000
SS12-019	29TH STREET Pavement Rehabilitation between Fremontia Drive and Kenwood Avenue	7	-	-	-	-	-	45,000	45,000
	PERSHING AVENUE and EDGERTON DRIVE Pavement Rehabilitation from Thompson Place to Mt. View Avenue	4	-	-	-	-	42,200	-	42,200
SS13-003	WATERMAN AVENUE Pavement Rehabilitation between Ennis Street and Orange Show Road	1,3	-	-	-	-	-	30,000	30,000
SS13-004	CONEJO AVENUE Pavement Rehabilitation between Pacific Street and Hillside Drive	2	-	-	-	-	-	45,000	45,000
SS13-006	LYNWOOD AVENUE Pavement Rehabilitation between Merito Street and Sterling Avenue	4	-	-	-	-	-	320,000	320,000
SS13-008	MOUNTAIN VIEW AVENUE Pavement Rehabilitation between Electric Avenue and 40th Street	4	-	-	-	-	-	111,700	111,700
SS13-015	HARDT STREET Pavement Rehabilitation between Richardson Street and Tippecanoe Avenue	3	-	-	-	-	364,300	-	364,300
SS13-016	TRENTON STREET Pavement Rehabilitation between Mt. Vernon Avenue and Western Avenue	6	-	-	-	-	-	75,000	75,000
SS13-017	REECE STREET Pavement Rehabilitation between Mt. Vernon Avenue and Garner Avenue	6	-	-	-	-	-	40,000	40,000
SS13-019	DATE STREET Pavement Rehabilitation between Del Rosa Avenue and Chiquita Lane	4	-	-	-	-	-	95,900	95,900
SS13-021	IRVINGTON AVENUE Pavement Rehabilitation between Cold Mountain Avenue and Chestnut Avenue	5	-	-	-	-	-	55,000	55,000
SS13-023	OLIVE AVENUE Pavement Rehabilitation between Brenda Drive and Jo-An Drive	5	-	-	-	-	-	40,000	40,000



# SUMMARY OF IDENTIFIED PROJECTS



CIP NUMBER	PROJECT	WARD	FY 2016-17	FY 2017-18	FY 2018-19	FY 2019-20	FY 2020-21	FUTURE	ESTIMATED PROJECT TOTAL
			PROPOSED	PROJECTED	PROJECTED	PROJECTED	PROJECTED	UNFUNDED COMPONENT	
SS13-025	SIERRA WAY Pavement Rehabilitation between 8th Street and 9th Street	1	-	-	-	-	-	2,000	2,000
SS13-028	HARDT STREET Pavement Rehabilitation between Gifford Street and Tippecanoe Avenue	3	-	-	-	-	364,300	-	364,300
SS13-029	28TH STREET Pavement Rehabilitation between Waterman Avenue and Fremontia Avenue	7	-	-	-	-	-	85,000	85,000
SS13-031	COMMERCIAL ROAD Pavement Rehabilitation between Waterman Avenue and Steele Road	3	-	81,800	-	-	-	-	81,800
SS13-033	"K" STREET Pavement Rehabilitation between Hillcrest Drive and College Street	3	-	-	-	-	-	130,000	130,000
SS14-001	PEPPER AVENUE Street Improvements between Randall Avenue and Mill Street	3	-	-	-	-	-	72,500	72,500
SS14-002	PEPPER AVENUE Street Widening and Improvements between Rialto Avenue and 2nd Street	6	-	-	-	-	-	300,000	300,000
SS14-003	PEPPER AVENUE Street Widening and Improvements between Foothill Blvd and 9th Street	6	-	-	-	-	-	210,000	210,000
SS14-004	EUCALYPTUS AVENUE Pavement Rehabilitation from Randall Avenue to Mill Street	3	-	-	-	-	-	120,000	120,000
SS14-012	MILL STREET Pavement Rehabilitation between Eucalyptus Avenue to Pepper Avenue	6	-	-	-	147,900	-	-	147,900
SS14-021	"H" STREET Pavement Rehabilitation between 48th Street to Northpark Blvd	4	-	135,000	-	-	-	-	135,000
SS14-031	"F" STREET Pavement Rehabilitation between Sequoia Street to Hill Drive	4,5	-	-	-	61,500	-	-	61,500
SS14-034	PUMALO STREET Pavement Rehabilitation between Golden Avenue to Date Place	7	-	176,400	-	-	-	-	176,400
SS14-036	BROADMOOR BLVD Pavement Rehabilitation between 30th Street to Parkdale Street	7	-	-	-	-	-	40,500	40,500
SS14-037	GIFFORD AVENUE Pavement Rehabilitation between Hardt Street to Brier Drive	3	-	-	-	38,300	-	-	38,300
SS14-039	HUNTS LANE Pavement Rehabilitation between Harwick Drive to Commercial Drive	3	-	180,000	-	-	-	-	180,000
SS14-042	RIALTO AVE Pavement Rehabilitation between Meridian Avenue to Pennsylvania Avenue	3,6	-	-	-	-	566,800	-	566,800
SS15-010	SIERRA WAY Pavement Rehabilitation between Highland Avenue to 28th Street	7	-	-	-	140,500	-	-	140,500
SS15-023	ARDEN AVENUE Pavement Rehabilitation between Pacific Avenue to 20th Street	7	-	-	-	173,400	-	-	173,400
SS15-025	ARROWHEAD AVENUE Pavement Rehabilitation between 5th Street to 7th Street	1	-	136,700	-	-	-	-	136,700
SS15-026	BASELINE STREET Pavement Rehabilitation between "H" Street to "E" Street	2	-	270,300	-	-	-	-	270,300
SS15-027	CENTRAL AVENUE Pavement Rehabilitation between Pacific Street to SR210 (State Route 210)	4	-	78,400	-	-	-	-	78,400
SS15-028	PACIFIC STREET Pavement Rehabilitation between City Limits (Olive) and Central Avenue	4	-	18,200	-	-	-	-	18,200
SS15-029	CENTRAL AVENUE Pavement Rehabilitation between SR210 (State Route 210) to Highland Avenue	4	-	91,700	-	-	-	-	91,700
SS15-030	GRAND AVENUE Pavement Rehabilitation between College Avenue to Varsity Avenue	5	-	41,700	-	-	-	-	41,700
SS15-031	WESTERN AVENUE Pavement Rehabilitation between Kendall Drive to 48th Street	5	-	141,200	-	-	-	-	141,200
SS15-032	CALIFORNIA STREET Pavement Rehabilitation between 30th Street to Cajon Blvd	6	-	170,400	-	-	-	-	170,400
SS15-033	WATERMAN AVENUE Pavement Rehabilitation between Vanderbilt Way to Dumas Street	1,3	-	-	435,400	-	-	-	435,400
SS15-034	ARROWHEAD AVENUE Pavement Rehabilitation between 9th Street to Baseline Street	2	-	-	166,000	-	-	-	166,000
SS15-035	PIEDMONT DRIVE Pavement Rehabilitation between Palm Avenue to Piedmont Avenue	4	-	-	103,700	-	-	-	103,700
SS15-036	LITTLE LEAGUE DRIVE Pavement Rehabilitation between Meyers Road to end of street (north of Ohio Avenue)	5	-	-	146,200	-	-	-	146,200
SS15-037	BAILEY AVENUE Pavement Rehabilitation between Kendall Drive to Gray Pine Court	5	-	-	73,900	-	-	-	73,900
SS15-038	CAJON BLVD Pavement Rehabilitation between Institution Road and City Limits (Shelter way)	6	-	-	119,600	-	-	-	119,600
SS15-039	17TH STREET Pavement Rehabilitation between Medical Center Drive to Western Avenue	6	-	-	79,400	-	-	-	79,400
SS15-040	PUMALO STREET Pavement Rehabilitation between Del Rosa Avenue to Date Place	7	-	-	101,100	-	-	-	101,100
SS15-041	34TH STREET Pavement Rehabilitation between Mountain View Avenue to Sierra Way	7	-	-	57,100	-	-	-	57,100
SS15-042	BASELINE STREET Pavement Rehabilitation between "K" Street to I-215 Freeway	1	-	-	-	133,900	-	-	133,900
SS15-043	ARROWHEAD AVENUE Pavement Rehabilitation between 16th Street to Highland Avenue	2	-	-	-	218,100	-	-	218,100
SS15-044	SEPULVEDA AVENUE Pavement Rehabilitation between 40th Street to Sierra Way	4	-	-	-	145,600	-	-	145,600
SS15-045	LYNWOOD DRIVE Pavement Rehabilitation between City Limits (Merito) to Sterling Avenue	4	-	-	-	82,700	-	-	82,700
SS15-046	33RD STREET Pavement Rehabilitation between "H" Street to "E" Street	5	-	-	-	101,900	-	-	101,900
SS15-047	UNIVERSITY PARKWAY Pavement Rehabilitation between Hallmark Parkway to I-215 Freeway	6	-	-	-	69,500	-	-	69,500
SS16-001	ARROWHEAD AVENUE Pavement Rehabilitation between Baseline Street to 16th Street	2	-	-	-	-	212,600	-	212,600
SS16-002	5TH STREET Pavement Rehabilitation between Lankershim Avenue to Leslie Street	1	-	-	-	-	673,361	-	673,361
SS16-003	"K" STREET Pavement Rehabilitation between Baseline Street to 14th Street	1	-	-	-	-	67,100	-	67,100

# SUMMARY OF IDENTIFIED PROJECTS



CIP NUMBER	PROJECT	WARD	FY 2016-17	FY 2017-18	FY 2018-19	FY 2019-20	FY 2020-21	FUTURE	ESTIMATED
			PROPOSED	PROJECTED	PROJECTED	PROJECTED	PROJECTED	UNFUNDED COMPONENT	PROJECT TOTAL
SS16-004	CRESTVIEW AVENUE Pavement Rehabilitation between Gilbert Street to 18th Street	2	-	-	-	-	91,800	-	91,800
SS16-005	MIRA MONTE DRIVE Pavement Rehabilitation between Oakwood Drive to 30th Street	2	-	-	-	-	71,000	-	71,000
SS16-006	WATERMAN AVENUE Pavement Rehabilitation between Washington Street to Weir Road	3	-	-	-	-	82,000	-	82,000
SS16-007	S. CAMINO REAL Pavement Rehabilitation between Fairway Drive to Auto Center Drive	3	-	-	-	-	80,000	-	80,000
SS16-009	RIALTO AVENUE Pavement Rehabilitation between Muscott Street to Mt. Vernon Avenue	3	-	-	-	-	-	160,000	160,000
SS16-010	FOOTHILL DRIVE Pavement Rehabilitation between Del Rosa Avenue to Sterling Avenue	4	-	-	-	-	393,100	-	393,100
SS16-011	STERLING AVENUE Pavement Rehabilitation between Lynwood Drive to Marshall Blvd	4	-	-	-	-	99,000	-	99,000
SS16-012	MAYFIELD AVENUE Pavement Rehabilitation between Northpark Blvd and 59th Street	4	-	-	-	-	401,500	-	401,500
SS16-013	MARSHALL BLVD Pavement Rehabilitation between Arden Avenue to Belvedere Street	4	-	-	-	-	1,010,000	-	1,010,000
SS16-014	39TH STREET Pavement Rehabilitation between Modesto Drive to Del Rosa Avenue	4	-	-	-	-	121,500	-	121,500
SS16-015	CAMILLIA DRIVE Pavement Rehabilitation between Yucca Drive to Ralston Avenue	4	-	-	-	-	83,500	-	83,500
SS16-016	DEL ROSA AVENUE Pavement Rehabilitations between SR-210 to Date Street	7	-	-	-	-	24,000	-	24,000
SS16-017	CAJON BLVD Pavement Rehabilitation between Devils Creek Channel to Palm Avenue	6	-	-	-	-	543,361	3,000,000	3,543,361
SS16-018	HIGHLAND AVENUE Pavement Rehabilitation between "G" Street to "E" Street	7	-	-	-	-	271,500	-	271,500
SS16-019	VALENCIA AVENUE Pavement Rehabilitation between Highland Avenue to 29th Street	7	-	-	-	-	288,500	-	288,500
SS17-003	INLAND CENTER DRIVE Pavement Rehabilitation between "G" Street to Adell Street	3	-	400,000	-	-	-	-	400,000
<b>Streets Total</b>			-	<b>2,276,800</b>	<b>1,607,400</b>	<b>2,288,300</b>	<b>6,476,422</b>	<b>5,702,600</b>	<b>18,351,522</b>
<b>Technology</b>									
TBD	Feldheym Security Cameras	TBD	-	45,000	-	-	-	-	45,000
TBD	Public Library Broadband Consortium	TBD	-	-	100,000	100,000	100,000	100,000	400,000
TBD	Software Upgrade	TBD	-	-	1,750,000	250,000	250,000	250,000	2,500,000
<b>Technology Total</b>			-	<b>45,000</b>	<b>1,850,000</b>	<b>350,000</b>	<b>350,000</b>	<b>350,000</b>	<b>2,945,000</b>
<b>Traffic Controls</b>									
TC - C	Traffic Calming Projects	ALL	-	25,000	25,000	25,000	25,000	-	100,000
TC04-037	Orange Show Lane & "E" Street Traffic Signals (Design Only)	3	-	-	-	-	-	20,000	20,000
TC04-044	Palm Avenue & Belmont Avenue Traffic Signal (Design Only)	5	-	-	-	-	-	200,000	200,000
TC04-049	Lynwood Drive and Sterling Avenue Traffic Signal (Design Only)	4	-	-	-	-	-	200,000	200,000
TC04-050	Del Rosa Avenue: Widen to provide 2 Left-Turn Lanes at SR-30 (210)	4,7	-	-	-	-	-	340,000	340,000
TC05-003	13th Street & Mt. View Avenue Traffic Signal (Design Only)	2	-	-	-	-	-	135,000	135,000
TC06-002	Arrowhead Ave & Orange Show Lane Traffic Signal	3	-	-	-	-	-	200,000	200,000
TC06-003	Palm Ave & Industrial Pkwy Traffic Signal (Design Only)	6	-	-	-	-	-	200,000	200,000
TC07-006	9th Street & Mt. Vernon Avenue Traffic Signal Upgrade	1,6	-	-	-	-	-	50,000	50,000
TC07-011	Campus Pkwy and Northpark Blvd Traffic Signal	5	-	-	-	-	-	200,000	200,000
TC07-012	Little Mountain Dr. and 30th Street Traffic Signal	5	-	-	-	-	-	250,000	250,000
TC07-019	"H" Street and Marshall Blvd Traffic Signal	5	-	-	-	-	-	200,000	200,000
TC07-020	Mountain View Ave & Marshall Blvd Traffic Signal	7	-	-	-	-	-	200,000	200,000
TC07-021	Lena Rd & Orange Show Rd Traffic Signal	1	-	-	-	-	-	200,000	200,000
TC07-023	Lena Rd and Rialto Ave Traffic Signal	1	-	-	-	-	-	200,000	200,000
TC07-024	Lena Rd and 3rd Street Traffic Signal	1	-	-	-	-	-	200,000	200,000
TC07-025	Del Rosa Ave and Marshall Blvd Traffic Signal	4,7	-	-	-	-	-	200,000	200,000
TC07-026	Del Rosa Ave and 6th Street Traffic Signal	1	-	-	-	-	-	150,000	150,000
TC07-027	Sterling Ave and Marshall Blvd Traffic Signal	4	-	-	-	-	-	200,000	200,000
TC07-029	Mt. View Ave and Central Ave (Palm Meadows Dr.) Traffic Signal	1	-	-	-	-	-	200,000	200,000
TC07-030	Mt. View Ave and I-10 Westbound Ramp Traffic Signal	3	-	-	-	-	-	200,000	200,000

# SUMMARY OF IDENTIFIED PROJECTS



CIP NUMBER	PROJECT	WARD	FY 2016-17	FY 2017-18	FY 2018-19	FY 2019-20	FY 2020-21	FUTURE	ESTIMATED
			PROPOSED	PROJECTED	PROJECTED	PROJECTED	PROJECTED	UNFUNDED COMPONENT	PROJECT TOTAL
TC08-005	Rancho Ave & Mill St Traffic Signal Upgrade (Design Only)	3	-	-	-	-	-	100,000	100,000
TC08-007	Tippecanoe Ave & Orange Show Rd (San Bernardino Ave) -Addition of Turn Lanes	3	-	-	-	-	-	87,600	87,600
TC08-008	Waterman Ave & Orange Show Rd - Addition of Turn Lanes	1,3	-	-	-	-	-	57,600	57,600
TC09-002	East Campus Circle & University Hills Access Road	5	-	-	-	-	-	200,000	200,000
TC09-005	Extension of Class I & II Inland Center Bike Path	3	-	-	-	-	-	50,000	50,000
TC13-001	Pepper Avenue and Etiwanda Ave Traffic Signal Co-Op with the City of Rialto	6	-	-	-	-	-	50,000	50,000
TC13-002	TDA Article 3 (Bike Lane) "G" Street & Rialto Avenue	3	-	-	-	-	-	-	-
TC16-003	16th Street and California Ave Traffic Signal	6	-	-	-	-	-	260,000	260,000
TC16-004	Rialto Ave and Macy Street 3 way Traffic Signal	3	-	-	-	-	-	200,000	200,000
TC17-002	TS State Street and College	5	-	-	-	-	-	250,000	250,000
<b>Traffic Controls Total</b>			-	<b>25,000</b>	<b>25,000</b>	<b>25,000</b>	<b>25,000</b>	<b>5,000,200</b>	<b>5,100,200</b>
<b>Grand Total</b>			-	<b>5,970,768</b>	<b>16,904,131</b>	<b>8,788,831</b>	<b>10,510,652</b>	<b>38,419,855</b>	<b>80,594,237</b>

# SUMMARY OF PROJECTS BY CATEGORY - FUNDED AND UNFUNDED



CIP NUMBER	PROJECT	WARD	FY 2016-17 PROPOSED	FY 2017-18 PROJECTED	FY 2018-19 PROJECTED	FY 2019-20 PROJECTED	FY 2020-21 PROJECTED	FUTURE UNFUNDED COMPONENT	ESTIMATED PROJECT TOTAL
<b>Buildings</b>									
TBD	Solar Carports	TBD	-	-	150,000	150,000	150,000	150,000	600,000
<b>Buildings Total</b>			-	-	<b>150,000</b>	<b>150,000</b>	<b>150,000</b>	<b>150,000</b>	<b>600,000</b>
<b>Fleet</b>									
TBD	Replacement Police Vehicles	TBD	-	-	1,250,000	1,250,000	1,500,000	1,500,000	5,500,000
TBD	Vehicle Replacement	TBD	-	120,000	120,000	120,000	120,000	120,000	600,000
<b>Fleet Total</b>			-	<b>120,000</b>	<b>1,370,000</b>	<b>1,370,000</b>	<b>1,620,000</b>	<b>1,620,000</b>	<b>6,100,000</b>
<b>General Buildings</b>									
GB - A	Roof Repair of Various City Buildings	ALL	75,000	100,000	100,000	100,000	100,000	-	475,000
GB - B	Repainting of City Facilities	ALL	-	15,000	15,000	15,000	15,000	-	60,000
GB - C	ADA Compliance for Pathways at City Facilities	ALL	-	20,000	20,000	20,000	20,000	-	80,000
GB04-007	City Yard Phased Pavement Replacement, NPDES Compliance and Fuel Island Upgrade.	1	300,000	1,200,000	500,000	500,000	500,000	-	5,000,000
GB04-010	City Yard Building Restoration Work	1	-	-	-	-	-	392,000	392,000
GB04-012	City Yard Clarifier	1	-	-	-	-	-	50,000	50,000
GB04-017	Galaxy Center Remodel	1	-	-	-	-	-	400,000	400,000
GB04-018	Norton Gym: Remodel	1	-	-	-	-	-	610,000	610,000
GB04-022	Roosevelt Bowl ADA Compliance Plan	2	-	-	-	-	-	300,000	300,000
GB08-001	Animal Shelter Renovations & Additions	3	-	-	-	-	-	30,000	30,000
GB08-005	Fence Replacement at City Yard (SLMF)	1	-	-	-	-	-	63,700	63,700
GB12-008	Replace HVAC Units at Various City Buildings - per year	ALL	-	-	-	-	-	500,000	500,000
GB12-009	Parking Lot Restoration at City Facilities - per year	ALL	-	-	-	-	-	100,000	100,000
GB12-010	Energy-Efficient Lighting Controls at Parks - per year	ALL	-	-	-	-	-	50,000	50,000
GB16-003	Police Building Roof Restoration	1	-	-	-	-	-	1,000,000	1,000,000
GB16-004	Police Building Flooring	1	-	-	-	-	-	50,000	50,000
GB16-005	Police Building HVAC System Replacement	1	-	-	-	-	-	250,000	250,000
GB16-006	Police Annex B HVAC System Replacement	1	-	-	-	-	-	100,000	100,000
GB16-007	Police Building Door Repair and Replacement	1	-	-	-	-	-	20,000	20,000
GB16-008	Feldheim Library Roof Replacement	1	650,000	-	-	-	-	-	650,000
GB16-009	Feldheim Library HVAC System Upgrade	1	-	-	-	-	-	350,000	350,000
GB16-010	Rowe Library Roof Replacement	7	-	250,000	-	-	-	-	250,000
GB16-011	Rowe Library HVAC System Upgrade	7	-	-	-	-	-	35,000	35,000
GB17-001	Waterman Landfill Site, NPDES Compliance	3	300,000	3,000,000	3,700,000	-	-	-	7,000,000
GB17-002	UST Closure - Waterman Landfill (Underground Tank Removal)	3	100,000	-	-	-	-	-	100,000
GB17-003	AST Closure - Fire Station 221 ( Above ground Tank Removal)	6	50,000	-	-	-	-	-	50,000
GB17-004	City Hall Relocation with Remodel of 201 Building, 215 Building, & 600 Building	1	1,600,000	1,600,000	1,600,000	-	-	-	4,800,000
(blank)	Commercial Building Rehabilitation	ALL	150,000	-	-	-	-	-	150,000
(blank)	General City Building Maintenance Yearly Cost	ALL	-	-	-	-	-	-	-
(blank)	Owner Occupied Home Rehabilitation Program	ALL	450,000	-	-	-	-	-	450,000
TBD	Animal Control Shelter	TBD	-	-	9,000,000	-	-	-	9,000,000
TBD	Baseball Stadium Purchase	TBD	500,000	-	-	-	-	-	500,000
TBD	California Theatre Seismic Study	TBD	-	-	2,000,000	-	-	-	2,000,000
TBD	Convention Center Roof Repair	TBD	500,000	-	-	-	-	-	500,000
TBD	Feldheim Misc Equipment/Furniture Replacement	TBD	-	-	-	50,000	25,000	25,000	100,000
TBD	Feldheim Misc Repairs	TBD	-	-	200,000	200,000	100,000	-	500,000
<b>General Buildings Total</b>			<b>4,675,000</b>	<b>6,185,000</b>	<b>17,135,000</b>	<b>885,000</b>	<b>760,000</b>	<b>4,325,700</b>	<b>35,965,700</b>

# SUMMARY OF PROJECTS BY CATEGORY - FUNDED AND UNFUNDED



CIP NUMBER	PROJECT	WARD	FY 2016-17 PROPOSED	FY 2017-18 PROJECTED	FY 2018-19 PROJECTED	FY 2019-20 PROJECTED	FY 2020-21 PROJECTED	FUTURE UNFUNDED COMPONENT	ESTIMATED PROJECT TOTAL
<b>Miscellaneous</b>									
TBD	Archiving Element	TBD	-	257,800	370,563	370,563	370,562	370,562	1,740,050
TBD	Credit/Debit Card Acceptance for Overdue Fees	TBD	-	10,000	-	-	-	-	10,000
TBD	E Street Corridor	TBD	-	-	150,000	-	-	-	150,000
TBD	Feasibility Study for Eastside Branch	TBD	-	10,000	-	-	-	-	10,000
TBD	General Plan Update	TBD	-	-	-	500,000	500,000	500,000	1,500,000
TBD	Housing Element	TBD	-	-	-	-	37,500	37,500	75,000
TBD	Industrial Warehouse Overlay Zone	TBD	-	-	-	75,000	-	-	75,000
<b>Miscellaneous Total</b>			-	<b>277,800</b>	<b>520,563</b>	<b>945,563</b>	<b>908,062</b>	<b>908,062</b>	<b>3,560,050</b>
<b>Parks and Recreation</b>									
PR - A	Miscellaneous Annual Parks Construction	ALL	-	20,000	20,000	20,000	20,000	-	80,000
PR - B	Miscellaneous Park Lighting Improvements	ALL	-	10,000	10,000	10,000	10,000	-	40,000
PR - C	Miscellaneous Park Improvements City-Wide	ALL	-	10,000	10,000	10,000	10,000	-	40,000
PR - D	City-Wide Pool Improvements	ALL	-	10,000	10,000	10,000	10,000	-	40,000
PR04-011	Verdemont Area Master Park & Trail Plan	5	-	249,600	-	-	-	-	249,600
PR04-016	City-Wide Parks Projects	ALL	-	261,800	-	-	-	-	261,800
PR04-020	City-Wide Community Center Upgrades	ALL	-	50,000	-	-	-	-	50,000
PR04-027	Al Guhin Park (Verdemont Park)	5	-	334,000	-	-	-	-	334,000
PR04-028	Verdemont Community Center at Al Guhin Park	5	263,000	-	-	-	-	-	263,000
PR04-033	Perris Hill Park Senior Center Expansion	2	-	-	-	-	-	287,500	287,500
PR04-038	Ruben Campos Center Renovation (Pavilion Project) at Nunez Park	1	-	-	-	-	-	891,145	891,145
PR05-003	Speicher Park Improvements	7	-	-	-	-	-	158,000	158,000
PR07-004	Lytle Creek Park Improvements	3	-	-	-	-	-	20,000	20,000
PR07-010	Speicher Park - Renovate Restroom	7	-	-	-	-	-	30,000	30,000
PR07-013	Little Mountain Trail from Blair Park	5	-	64,800	-	-	-	-	64,800
PR08-002	Miscellaneous Improvements at Ronald Reagan Park	5	-	212,000	-	-	-	-	212,000
PR08-006	Upgrade Irrigation System on Broadmoor Avenue	2,7	-	-	-	-	-	10,000	10,000
PR08-012	Blair Park - Security Cameras	5	-	1,000	-	-	-	-	1,000
PR09-001	Al Guhin Park (Verdemont Park) - Playground Equipment	5	94,700	-	-	-	-	-	94,700
PR15-001	Verdemont Area Project Management/Civil Engineering	ALL	-	18,250	38,250	-	-	-	56,500
PR17-001	Seccombe Lake Ball Fields - Security Fencing and Restroom Upgrade - CDBG	1	500,000	-	-	-	-	-	500,000
PR17-002	Roosevelt Bowl - Security Fencing and Restroom Upgrade - CDBG at Perris Hill Park	2	250,000	-	-	-	-	-	250,000
PR17-003	Wildwood Park - Security Camera	4	-	8,000	-	-	-	-	8,000
PR17-004	San Bernardino Soccer Complex Drop off Lane2	7	120,000	-	-	-	-	-	120,000
(blank)	5th St Senior Center HVAC	(blank)	-	200,000	-	-	-	-	200,000
(blank)	Jerry Lewis Pool System	(blank)	-	253,000	-	-	-	-	253,000
(blank)	Park Improvements yearly maintenance estimated for 567 Acres	ALL	-	5,668	5,668	5,668	5,668	283,410	306,082
(blank)	Park Lighting at New Mark Park	(blank)	-	300,000	-	-	-	-	300,000
(blank)	Pool Cover Replacement	(blank)	170,000	-	-	-	-	-	170,000
(blank)	Water Conservation at Splash Pads	(blank)	-	400,000	-	-	-	-	400,000
TBD	Fencing, Backstop, Netting repair at Baseball Fields	TBD	-	120,000	120,000	120,000	120,000	120,000	600,000
TBD	Park Restroom Restoration	TBD	-	97,500	97,500	97,500	97,500	97,500	487,500
TBD	Park Restroom Upgrades	TBD	-	150,000	150,000	150,000	150,000	150,000	750,000
TBD	Pool filtration equipment replacement	TBD	-	180,000	180,000	150,000	-	-	510,000
TBD	Pool Replastering	TBD	-	220,000	160,000	140,000	-	-	520,000

# SUMMARY OF PROJECTS BY CATEGORY - FUNDED AND UNFUNDED



CIP NUMBER	PROJECT	WARD	FY 2016-17 PROPOSED	FY 2017-18 PROJECTED	FY 2018-19 PROJECTED	FY 2019-20 PROJECTED	FY 2020-21 PROJECTED	FUTURE UNFUNDED COMPONENT	ESTIMATED PROJECT TOTAL
TBD	Renovation of Jerry Lewis Swim Center	TBD	-	150,000	110,000	110,000	110,000	110,000	590,000
TBD	Reroof Parks Concession Bldgs	TBD	-	60,000	60,000	60,000	60,000	60,000	300,000
TBD	Resurface/Level Ballfields	TBD	-	75,000	75,000	60,000	60,000	60,000	330,000
TBD	Splash Pad Conversions	TBD	-	160,000	160,000	80,000	-	-	400,000
TBD	Turf Replacement @ Nunez Soccer Complex	TBD	-	-	650,000	-	-	-	650,000
<b>Parks and Recreation Total</b>			<b>1,397,700</b>	<b>3,620,618</b>	<b>1,856,418</b>	<b>1,023,168</b>	<b>653,168</b>	<b>2,277,555</b>	<b>10,828,627</b>
<b>Public Safety</b>									
TBD	CAD/RMS/Mobile System replacement	TBD	-	-	-	-	-	500,000	500,000
TBD	City Wide Radio System	TBD	-	-	-	-	-	4,134,838	4,134,838
TBD	Indoor Firing Range	TBD	-	1,500,000	-	-	-	-	1,500,000
<b>Public Safety Total</b>			<b>-</b>	<b>1,500,000</b>	<b>-</b>	<b>-</b>	<b>-</b>	<b>4,634,838</b>	<b>6,134,838</b>
<b>Sewers</b>									
SW - A	Sewer Main Extension SFR Development	ALL	-	50,000	50,000	50,000	50,000	-	200,000
SW - B	Sewer Main Extensions	ALL	-	100,000	100,000	100,000	100,000	-	400,000
SW - C	Sewer Manhole Rehabilitation at Various Locations	ALL	50,000	50,000	50,000	50,000	50,000	-	250,000
SW - D	Sewer Siphon Flushing at Various Locations	1,2,3,5,6	-	50,000	25,000	25,000	25,000	-	125,000
SW - E	Miscellaneous Sewer Repairs	ALL	250,000	550,000	300,000	300,000	300,000	-	1,700,000
SW - F	Sewer C.I.P. Administration	ALL	15,000	15,000	15,000	15,000	15,000	-	75,000
SW04-013	Lincoln Avenue Sewer Main Study	6	-	-	-	118,800	-	-	118,800
SW08-002	11th Street Sewer Main Replacement from Wilson Street to "I" Street	1,6	-	-	200,000	-	1,775,000	-	1,975,000
SW08-003	17th Street & "H" Street Sewer Main Replacement from "I" Street to 13th Street	2,6	-	-	-	-	-	1,000,900	1,000,900
SW08-004	16th Street / Perris Street / Evans Street Sewer Main Replacement	1,6	-	-	-	965,000	-	-	965,000
SW08-009	Cajon Boulevard Sewer Main Replacement from University Parkway to Fern Street	6	-	86,000	-	-	-	-	86,000
SW08-010	27th Street Sewer Main Replacement from Muscupiabe Dr. to Serrano Rd (Design Only)	2	-	100,000	1,700,000	-	-	-	1,800,000
SW08-011	13th Street & "G" Street Sewer Main Replacement from "H" Street to "G" Street & from 13th Street to 10th Street (Design Only)	2	-	-	-	1,080,000	-	-	1,080,000
SW08-013	"E" Street Sewer Replacement from Athol Street to Rialto Avenue	1,3	-	-	-	-	-	475,000	475,000
SW08-014	"G" Street Sewer Replacement from 9th Street to 4th Street	1	-	-	-	-	-	1,500,000	1,500,000
SW09-001	"I" Street Sewer Relocation from 5th Street to 16th Street (Study & Design Only)	1	-	100,000	1,000,000	-	-	-	1,100,000
SW09-002	Court Street @ Sierra Way Sewer Main Replacement (Design Only)	1	-	20,000	-	-	-	-	20,000
SW10-001	Highland Avenue Sewer Realignment Study (West of Cedar Street to Twin Creek Bridge)	2,7	100,000	500,000	-	-	-	-	600,000
SW10-002	9th Street Sewer Main Study from Sierra Way to Waterman Avenue	1	-	20,000	-	-	-	-	20,000
SW10-003	Gilbert Street at Crestview Avenue Sewer Line Study	2	-	-	20,000	-	-	-	20,000
SW10-004	13th Street Sewer Line Relocation Study between Base Line St & Spruce Alley	1	-	-	-	-	-	760,000	760,000
SW10-005	Blackstone Street Sewer Line Study	6	-	-	-	20,000	-	-	20,000
SW10-006	Huff Street Sewer Realignment Study	3	-	-	20,000	-	-	-	20,000
SW10-007	Rialto Avenue Sewer Replacement Study from "K" Street to "H" Street	1,3	-	20,000	-	-	-	-	20,000
SW10-008	Cedar Street & Highland Avenue Sewer Line Replacement	2,7	40,000	650,000	-	-	-	-	690,000
SW10-009	28th Street & Waterman Avenue Sewer Line Study	7	-	20,000	-	-	-	-	20,000
SW10-010	Olive Street Sewer Line Study	1	-	-	20,000	-	-	-	20,000
SW10-011	17th Street Alley's Sewer Study	2	-	20,000	-	-	-	-	20,000
SW10-012	Waterman Avenue & Twin Creek Bridge Sewer Line Study	1	-	20,000	-	-	-	-	20,000
SW10-013	"E" Street / Mill Street / Inland Center Drive - Relocate Manholes	1,3	-	100,000	-	-	-	-	100,000
SW10-014	Sewer Master Plan	ALL	-	-	-	-	-	800,000	800,000
SW11-001	Wet Weather Flow Monitoring	ALL	-	-	-	-	-	200,000	200,000

# SUMMARY OF PROJECTS BY CATEGORY - FUNDED AND UNFUNDED



CIP NUMBER	PROJECT	WARD	FY 2016-17 PROPOSED	FY 2017-18 PROJECTED	FY 2018-19 PROJECTED	FY 2019-20 PROJECTED	FY 2020-21 PROJECTED	FUTURE UNFUNDED COMPONENT	ESTIMATED PROJECT TOTAL
SW11-002	Sewer Repair in "H" Street & Adjacent Sewer Mains (Design Only)	2	-	-	-	-	-	185,000	185,000
SW15-001	Sewer Replacement Arrowhead Ave at Warm Creek	1	-	-	-	-	-	30,000	30,000
SW17-001	Repair Identified Sewers from Video detection	ALL	500,000	1,000,000	1,000,000	1,000,000	1,000,000	-	7,000,000
(blank)	Sewer Pump Stations yearly cost estimated for 12 locations	ALL	-	168,000	168,000	168,000	168,000	4,200,000	4,872,000
TBD	Wastewater Collection System Master Plan Update	ALL	-	1,500,000	-	-	-	-	1,500,000
<b>Sewers Total</b>			<b>955,000</b>	<b>5,139,000</b>	<b>4,668,000</b>	<b>3,891,800</b>	<b>3,483,000</b>	<b>9,150,900</b>	<b>29,787,700</b>
<b>Storm Drains</b>									
SD - A	Cross Gutters and Drainage Inlet Repairs	ALL	75,000	150,000	150,000	150,000	150,000	-	675,000
SD - B	Miscellaneous Drainage System Repairs	ALL	75,000	150,000	150,000	150,000	150,000	-	675,000
SD - C	Storm Drains and Debris Basins	ALL	50,000	50,000	50,000	50,000	50,000	-	250,000
SD - D	Channel Repairs	ALL	50,000	50,000	50,000	50,000	50,000	-	250,000
SD - E	Storm Drain C.I.P. Administration	ALL	15,000	15,000	15,000	15,000	15,000	-	75,000
SD04-004	Mountain Ave Storm Drain: Replace Storm Drain between 39th Street & 40th Street	4	250,000	-	-	-	-	-	250,000
SD04-024	Base Line St at Waterman Ave Storm Drain	1,2	99,900	-	-	-	-	-	99,900
SD05-002	Piedmont Dr. & Indian Canyon Drainage Modification	4	-	-	-	-	-	50,000	50,000
SD05-003	Meridian Ave & Poplar St - CSDP Project 3-5, Line F	3,6	500,000	-	-	-	-	-	500,000
SD06-002	Sierra Way Storm Drain Installation from Parkdale Street to 40th Street (Design Only)	4,7	-	200,000	2,800,000	-	-	-	3,000,000
SD08-002	Storm Drain Study for Meyers Canyon Comprehensive Storm Drain Plan No's 7-E9, 7-E10 & 7-	5	-	100,000	-	-	2,000,000	-	2,100,000
SD08-003	Randall Basin - Co-op with the County of San Bernardino and the City of Colton	3	150,000	-	-	-	-	-	150,000
SD09-001	27th Street Storm Drain from Little Mountain Drive to "H" Street (design only)	2,7	-	-	-	-	-	2,000,000	2,000,000
SD09-002	Repair Drainage System - "I" Street (between Baseline St & 14th Street)	1	-	-	-	-	-	250,000	250,000
SD10-001	Weir Rd & Commercial - Convert "V" Ditch to Pipe (Study)	3	-	25,000	-	-	-	-	25,000
SD12-002	Orange Avenue & Holly Circle Drainage Study	4	-	20,000	-	-	-	-	20,000
SD12-003	San Manuel Area Master Plan Storm Drain Improvements	4	-	19,500	-	-	-	-	19,500
SD12-004	Medical Center Drive Storm Drain Study from 7th Street to 17th St (CSDP no. 7-D11)	1,6	-	-	100,000	-	-	2,000,000	2,100,000
SD13-002	Rialto Avenue and Rancho Avenue Storm Drain Improvements	3	-	300,000	-	-	-	-	300,000
SD13-003	Cooley Avenue east of Sunnyside Drainage Improvements (Design Only)	3	-	20,000	-	-	-	-	20,000
SD14-001	Mt Vernon Ave Storm Drain from 16th to Highland Ave (CSDP 7-D13)	6	-	-	200,000	1,800,000	-	-	2,000,000
SD16-001	Patton Basin - Repair damaged outlet in the County's Basin	4	100,000	500,000	-	-	-	-	600,000
<b>Storm Drains Total</b>			<b>1,364,900</b>	<b>1,599,500</b>	<b>3,515,000</b>	<b>2,215,000</b>	<b>2,415,000</b>	<b>4,300,000</b>	<b>15,409,400</b>
<b>Streets</b>									
SS - A	Bridge and Railing Repairs at Various Locations	ALL	300,000	200,000	200,000	200,000	200,000	-	1,100,000
SS - B	Construct Accessibility Improvements at Various Locations (Annual)	ALL	500,000	500,000	500,000	500,000	500,000	-	2,500,000
SS - C	Street Safety Improvements at Various Locations (Annual)	ALL	-	100,000	100,000	100,000	100,000	-	400,000
SS - D	Pavement Rejuvenation at Various Locations (Annual) Slurry	ALL	-	250,000	250,000	250,000	250,000	-	1,000,000
SS - E	Miscellaneous Street Lighting Repairs (Annual)	ALL	-	50,000	50,000	50,000	50,000	-	200,000
SS - F	Bus Stop Concrete Pads (Annual)	ALL	-	50,000	50,000	50,000	50,000	-	200,000
SS - H	Guardrail Repair at Various Locations (Annual)	ALL	75,000	75,000	75,000	75,000	75,000	-	375,000
SS - I	Concrete Sidewalk Repairs at Various Locations (Annual)	ALL	-	75,000	75,000	75,000	75,000	-	300,000
SS - J	Alley Repair at Various Locations (Annual)	ALL	-	25,000	25,000	25,000	25,000	-	100,000
SS - K	Neighborhood Traffic Management Annual Program	ALL	-	25,000	25,000	25,000	25,000	-	100,000
SS - N	CIP Administration Services	ALL	150,000	150,000	150,000	150,000	150,000	-	750,000
SS - O	Annual Striping of city streets City Wide	ALL	350,000	350,000	350,000	350,000	350,000	-	1,750,000
SS - P	Concrete repairs city wide - annual	ALL	300,000	300,000	300,000	300,000	300,000	-	1,500,000
SS04-009	STATE STREET - Street Extension (PA & ED only)	1,6	350,000	550,000	25,000	25,000	4,800,000	-	5,750,000

# SUMMARY OF PROJECTS BY CATEGORY - FUNDED AND UNFUNDED



CIP NUMBER	PROJECT	WARD	FY 2016-17 PROPOSED	FY 2017-18 PROJECTED	FY 2018-19 PROJECTED	FY 2019-20 PROJECTED	FY 2020-21 PROJECTED	FUTURE UNFUNDED COMPONENT	ESTIMATED PROJECT TOTAL
SS04-012	MT. VERNON AVENUE - Bridge Replacement Agreement with SANBAG	1,3	1,200,000	950,000	50,000	50,000	2,000,000	-	4,250,000
SS04-014	40TH STREET Widening from Johnson Street to Electric Avenue	4	255,000	1,095,900	613,000	212,000	-	-	2,175,900
SS04-018	MOUNTAIN AVENUE Street Improvements Between 39th Street to 40th Street	4,7	472,500	-	-	-	-	-	472,500
SS04-019	UNIVERSITY PARKWAY and I-215 Freeway Interchange Improvements	5, 6	72,727	349,455	201,818	344,727	454,545	-	1,423,273
SS04-053	Palm Avenue Grade Separation at the BNSF Railroad (Co-op with SAN BAG Lead)	6	300,000	-	-	-	-	-	300,000
SS04-131	HIGHLAND AVENUE Widening at Del Rosa Channel	2,7	-	265,400	63,800	300,000	86,200	-	715,400
SS04-152	"H" STREET Widening from Kendall Drive to 40th Street (design only)	4	80,000	220,000	330,000	392,000	-	-	1,022,000
SS07-003	Widen & Extend Mt. View Avenue from the Santa Ana River to I-10 Freeway (IVDA)	4	-	30,000	-	-	-	-	30,000
SS07-004	Widen 3rd Street and 5th Street between Tippecanoe Avenue & Palm Avenue (IVDA)	1	-	25,000	-	-	-	-	25,000
SS07-014	Old Waterman Canyon Bridge Repairs	4	10,000	-	-	-	-	-	10,000
SS07-029	Construct New Road between Little League Drive and Devore Road	5	-	-	-	300,000	300,000	600,000	1,200,000
SS08-001	CAMPUS PARKWAY - Fencing and PCC Pavement Installation Agreement with County of San	5	25,000	-	-	-	-	-	25,000
SS10-007	SBX Rapid Transit Corridor Project: Inspection Costs (RDA)	1,2,3,4,5,7	10,000	-	-	-	-	-	10,000
SS11-008	I-10 Freeway @ Tippecanoe Avenue - Interchange Improvements (LSP) Agreement with	3	1,294,800	1,000,000	-	-	-	-	2,294,800
SS11-010	CALIFORNIA STREET Pavement Rehabilitation between 19th Street to Washington Avenue	6	2,500	-	-	-	-	-	2,500
SS11-017	DEL ROSA DRIVE Widening - Warm Creek to Base Line Street	1	-	-	-	350,000	-	-	350,000
SS12-004	WATERMAN AVENUE Pavement Rehabilitation between 13th Street and Gilbert Street	2	12,000	-	-	-	-	-	12,000
SS12-010	STERLING AVENUE Pavement Rehabilitation between Highland Avenue and Date Place	7	2,400	100,000	-	-	-	-	102,400
SS12-013	DAVIDSON STREET Pavement Rehabilitation between 16th Street and 19th Street	6	-	-	88,000	-	-	-	88,000
SS12-018	RANCHO AVENUE Pavement Rehabilitation between Rialto Avenue and Mill Street	3	-	-	-	-	-	125,000	125,000
SS12-019	29TH STREET Pavement Rehabilitation between Fremontia Drive and Kenwood Avenue	7	-	-	-	-	-	45,000	45,000
SS12-020	PERSHING AVENUE and EDGERTON DRIVE Pavement Rehabilitation from Thompson Place	4	-	-	-	-	42,200	-	42,200
SS13-001	2ND STREET - BRIDGE Replacement at Warm Creek	1	400,000	1,850,000	1,240,200	600,000	-	-	4,090,200
SS13-002	WATERMAN AVENUE Pavement Rehabilitation between Mill Street and Central Avenue	1,3	-	313,100	-	-	-	-	313,100
SS13-003	WATERMAN AVENUE Pavement Rehabilitation between Ennis Street and Orange Show Road	1,3	-	-	-	-	-	30,000	30,000
SS13-004	CONEJO AVENUE Pavement Rehabilitation between Pacific Street and Hillside Drive	2	-	-	-	-	-	45,000	45,000
SS13-005	BASELINE STREET Pavement Rehabilitation between Lugo Street and Waterman Avenue	2	48,000	-	-	-	-	-	48,000
SS13-006	LYNWOOD AVENUE Pavement Rehabilitation between Merito Street and Sterling Avenue	4	-	-	-	-	-	320,000	320,000
SS13-008	MOUNTAIN VIEW AVENUE Pavement Rehabilitation between Electric Avenue and 40th Street	4	-	-	-	-	-	111,700	111,700
SS13-015	HARDT STREET Pavement Rehabilitation between Richardson Street and Tippecanoe Avenue	3	-	-	-	-	364,300	-	364,300
SS13-016	TRENTON STREET Pavement Rehabilitation between Mt. Vernon Avenue and Western Avenue	6	-	-	-	-	-	75,000	75,000
SS13-017	REECE STREET Pavement Rehabilitation between Mt. Vernon Avenue and Garner Avenue	6	-	-	-	-	-	40,000	40,000
SS13-019	DATE STREET Pavement Rehabilitation between Del Rosa Avenue and Chiquita Lane	4	-	-	-	-	-	95,900	95,900
SS13-021	IRVINGTON AVENUE Pavement Rehabilitation between Cold Mountain Avenue and Chestnut	5	-	-	-	-	-	55,000	55,000
SS13-022	BASELINE STREET Pavement Rehabilitation between Del Rosa Drive and Knob Hill Road (Co-	1,7	20,000	-	-	-	-	-	20,000
SS13-023	OLIVE AVENUE Pavement Rehabilitation between Brenda Drive and Jo-An Drive	5	-	-	-	-	-	40,000	40,000
SS13-025	SIERRA WAY Pavement Rehabilitation between 8th Street and 9th Street	1	-	-	-	-	-	2,000	2,000
SS13-028	HARDT STREET Pavement Rehabilitation between Gifford Street and Tippecanoe Avenue	3	-	-	-	-	364,300	-	364,300
SS13-029	28TH STREET Pavement Rehabilitation between Waterman Avenue and Fremontia Avenue	7	-	-	-	-	-	85,000	85,000
SS13-031	COMMERCIAL ROAD Pavement Rehabilitation between Waterman Avenue and Steele Road	3	-	81,800	-	-	-	-	81,800
SS13-033	"K" STREET Pavement Rehabilitation between Hillcrest Drive and College Street	3	-	-	-	-	-	130,000	130,000
SS13-034	GARNER AVENUE Pavement Rehabilitation between Baseline Street and 14th Street	6	-	-	45,000	-	-	-	90,100
SS13-035	PICO AVENUE Pavement Rehabilitation between 9th Street and Olive Street	6	25,000	-	-	-	-	-	25,000
SS13-037	SHERIDAN ROAD Pavement Rehabilitation between Lakewood Drive and State Street	5	66,000	-	-	-	-	-	66,000
SS13-039	EVANS STREET Pavement Rehabilitation between Western Avenue and Medical Center Drive	6	-	-	60,000	-	-	-	60,000
SS14-001	PEPPER AVENUE Street Improvements between Randall Avenue and Mill Street	3	-	-	-	-	-	72,500	72,500



# SUMMARY OF PROJECTS BY CATEGORY - FUNDED AND UNFUNDED



CIP NUMBER	PROJECT	WARD	FY 2016-17 PROPOSED	FY 2017-18 PROJECTED	FY 2018-19 PROJECTED	FY 2019-20 PROJECTED	FY 2020-21 PROJECTED	FUTURE UNFUNDED COMPONENT	ESTIMATED PROJECT TOTAL
SS14-002	PEPPER AVENUE Street Widening and Improvements between Rialto Avenue and 2nd Street	6	-	-	-	-	-	300,000	300,000
SS14-003	PEPPER AVENUE Street Widening and Improvements between Foothill Blvd and 9th Street	6	-	-	-	-	-	210,000	210,000
SS14-004	EUCALYPTUS AVENUE Pavement Rehabilitation from Randall Avenue to Mill Street	3	-	-	-	-	-	120,000	120,000
SS14-007	TIPPECANOE AVENUE Pavement Rehabilitation between Harry Sheppard Drive to 3rd Street	1	22,000	-	-	-	-	-	22,000
SS14-008	MILL STREET Pavement Rehabilitation between Waterman Avenue to Doolittle Street	1	18,000	-	-	-	-	-	18,000
SS14-009	40TH STREET Pavement Rehabilitation between Harrison Street to Mountain Avenue	4	500,000	-	-	-	-	-	500,000
SS14-012	MILL STREET Pavement Rehabilitation between Eucalyptus Avenue to Pepper Avenue	6	-	-	-	147,900	-	-	147,900
SS14-013	WILSON STREET Pavement Rehabilitation between 9th Street to Baseline Street	6	-	-	103,000	-	-	-	103,000
SS14-014	28TH STREET Pavement Rehabilitation between Waterman Avenue to Valencia Avenue	7	5,000	-	-	-	-	-	5,000
SS14-015	28TH STREET Pavement Rehabilitation between "H" Street to Arrowhead Avenue	7	108,000	-	-	-	-	-	108,000
SS14-016	28TH STREET Pavement Rehabilitation between Arrowhead Avenue to Waterman Avenue	7	134,000	-	-	-	-	-	134,000
SS14-017	ARROWHEAD AVENUE Pavement Rehabilitation between 7th Street to 9th Street	1	-	-	112,000	-	-	-	112,000
SS14-018	9TH STREET Pavement Rehabilitation between Tippecanoe Avenue to Del Rosa Drive	1	17,000	-	-	-	-	-	17,000
SS14-019	SIERRA WAY Pavement Rehabilitation between 9th Street to Baseline Street	1,2	-	-	209,000	-	-	-	209,000
SS14-020	DEL ROSA AVENUE Pavement Rehabilitation between Del Rosa Drive to Highland Avenue	2	24,000	-	-	-	-	-	24,000
SS14-021	"H" STREET Pavement Rehabilitation between 48th Street to Northpark Blvd	4	-	135,000	-	-	-	-	135,000
SS14-022	HARRISON STREET Pavement Rehabilitation between Lynwood Drive to 40th Street	4,7	63,000	-	-	-	-	-	63,000
SS14-024	"G" STREET Pavement Rehabilitation between 4th Street to 6th Street	1	20,000	-	-	-	-	-	20,000
SS14-025	8TH STREET Pavement Rehabilitation between Medical Center Drive to Mt Vernon Avenue	1	-	-	407,000	-	-	-	407,000
SS14-026	WESTERN AVENUE Pavement Rehabilitation between Union Street to 9th Street	1	-	-	33,000	-	-	-	33,000
SS14-030	UNION STREET Pavement Rehabilitation between Mt Vernon Avenue to Western Avenue	1	-	-	76,000	-	-	-	76,000
SS14-031	"F" STREET Pavement Rehabilitation between Sequoia Street to Hill Drive	4,5	-	-	-	61,500	-	-	61,500
SS14-033	WINDSOR DRIVE Pavement Rehabilitation between Park Drive to Morgan Road	5	700	80,000	-	-	-	-	80,700
SS14-034	PUMALO STREET Pavement Rehabilitation between Golden Avenue to Date Place	7	-	176,400	-	-	-	-	176,400
SS14-035	29TH STREET Pavement Rehabilitation between Waterman Avenue to Valencia Avenue	7	44,000	-	-	-	-	-	44,000
SS14-036	BROADMOOR BLVD Pavement Rehabilitation between 30th Street to Parkdale Street	7	-	-	-	-	40,500	-	40,500
SS14-037	GIFFORD AVENUE Pavement Rehabilitation between Hardt Street to Brier Drive	3	-	-	-	38,300	-	-	38,300
SS14-039	HUNTS LANE Pavement Rehabilitation between Harwick Drive to Commercial Drive	3	-	180,000	-	-	-	-	180,000
SS14-040	SPRUCE STREET Pavement Rehabilitation between Pico Avenue to Mt Vernon Avenue	1	25,000	-	-	-	-	-	25,000
SS14-041	EUCALYPTUS AVENUE Pavement Rehabilitation between Santolinas Street to Park Vista Drive	3	11,000	-	-	-	-	-	11,000
SS14-042	RIALTO AVE Pavement Rehabilitation between Meridian Avenue to Pennsylvania Avenue	3,6	-	-	-	-	566,800	-	566,800
SS14-043	MT VERNON AVENUE - Bridge Shoring Inspections	1	20,000	-	-	-	-	-	20,000
SS15-001	PALM AVENUE (co-op with the City of Highland-lead) Bike Lanes at Pacific Street	4	45,000	-	-	-	-	-	45,000
	STERLING AVENUE Pavement Rehabilitation (co-op County of San Bernardino) between Pacific Avenue and Highland Avenue	7	300,000	200,000	-	-	-	-	500,000
SS15-002	"J" STREET Pavement Rehabilitation between 8th Street and 11th Street	1	-	-	122,000	-	-	-	122,000
SS15-005	CALIFORNIA STREET Pavement Rehabilitation between Highland Avenue and Porter Street	6	10,000	240,000	-	-	-	-	250,000
SS15-006	TIPPECANOE AVENUE Pavement Rehabilitation between Vine Street to 9th Street	1	8,600	80,000	-	-	-	-	88,600
SS15-007	AIRPORT DRIVE Pavement Rehabilitation between Commercenter East to Commercenter	3	7,000	-	-	-	-	-	7,000
SS15-008	IRVINGTON AVENUE Pavement Rehabilitation between Chestnut Avenue to Palm Avenue	5	6,000	50,000	-	-	-	-	56,000
SS15-009	BASELINE STREET Pavement Rehabilitation between Canyon Road to Conejo Drive	1	9,900	100,000	-	-	-	-	109,900
SS15-010	SIERRA WAY Pavement Rehabilitation between Highland Avenue to 28th Street	7	-	-	-	140,500	-	-	140,500
SS15-011	RIALTO AVENUE Pavement Rehabilitation between Meridian Avenue and Pepper Avenue	6	11,000	-	-	-	-	-	11,000
SS15-012	BRIER DRIVE Pavement Rehabilitation between Gifford Avenue and Tippecanoe Avenue	3	16,000	-	-	-	-	-	16,000
SS15-014	27TH STREET Pavement Scrub Slurry between "D" Street and "E" Street	7	-	16,900	-	-	-	-	16,900
SS15-015	24TH STREET Pavement Scrub Slurry between "D" Street and "E" Street	7	-	19,600	-	-	-	-	19,600
SS15-016	23RD STREET Pavement Scrub Slurry between "D" Street and "E" Street	7	-	13,500	-	-	-	-	13,500

# SUMMARY OF PROJECTS BY CATEGORY - FUNDED AND UNFUNDED



CIP NUMBER	PROJECT	WARD	FY 2016-17 PROPOSED	FY 2017-18 PROJECTED	FY 2018-19 PROJECTED	FY 2019-20 PROJECTED	FY 2020-21 PROJECTED	FUTURE UNFUNDED COMPONENT	ESTIMATED PROJECT TOTAL
SS15-017	"I" STREET Pavement Rehabilitation between 14th Street and Evans Street	1	30,000	-	-	-	-	-	30,000
SS15-019	HIGHLAND AVENUE Pavement Rehabilitation between "H" Street and "G" Street	2	5,600	85,000	-	-	-	-	90,600
SS15-020	MAGNOLIA DRIVE Pavement between 48th Street to Reservoir Street	5	3,400	25,000	-	-	-	-	28,400
SS15-021	PARK DRIVE Pavement Rehabilitation between Morgan Road to Loyola Drive	5	3,400	35,000	-	-	-	-	38,400
SS15-022	HIGHLAND AVENUE Pavement Rehabilitation between Sterling Avenue to Guthrie Avenue	7	7,400	170,000	-	-	-	-	177,400
SS15-023	ARDEN AVENUE Pavement Rehabilitation between Pacific Avenue to 20th Street	7	-	-	-	173,400	-	-	173,400
SS15-025	ARROWHEAD AVENUE Pavement Rehabilitation between 5th Street to 7th Street	1	-	136,700	-	-	-	-	136,700
SS15-026	BASELINE STREET Pavement Rehabilitation between "H" Street to "E" Street	2	-	270,300	-	-	-	-	270,300
SS15-027	CENTRAL AVENUE Pavement Rehabilitation between Pacific Street to SR210 (State Route	4	-	78,400	-	-	-	-	78,400
SS15-028	PACIFIC STREET Pavement Rehabilitation between City Limits (Olive) and Central Avenue	4	-	18,200	-	-	-	-	18,200
SS15-029	CENTRAL AVENUE Pavement Rehabilitation between SR210 (State Route 210) to Highland	4	-	91,700	-	-	-	-	91,700
SS15-030	GRAND AVENUE Pavement Rehabilitation between College Avenue to Varsity Avenue	5	-	41,700	-	-	-	-	41,700
SS15-031	WESTERN AVENUE Pavement Rehabilitation between Kendall Drive to 48th Street	5	-	141,200	-	-	-	-	141,200
SS15-032	CALIFORNIA STREET Pavement Rehabilitation between 30th Street to Cajon Blvd	6	-	170,400	-	-	-	-	170,400
SS15-033	WATERMAN AVENUE Pavement Rehabilitation between Vanderbilt Way to Dumas Street	1,3	-	-	435,400	-	-	-	435,400
SS15-034	ARROWHEAD AVENUE Pavement Rehabilitation between 9th Street to Baseline Street	2	-	-	166,000	-	-	-	166,000
SS15-035	PIEDMONT DRIVE Pavement Rehabilitation between Palm Avenue to Piedmont Avenue	4	-	-	103,700	-	-	-	103,700
SS15-036	LITTLE LEAGUE DRIVE Pavement Rehabilitation between Meyers Road to end of street (north	5	-	-	146,200	-	-	-	146,200
SS15-037	BAILEY AVENUE Pavement Rehabilitation between Kendall Drive to Gray Pine Court	5	-	-	73,900	-	-	-	73,900
SS15-038	CAJON BLVD Pavement Rehabilitation between Institution Road and City Limits (Shelter way)	6	-	-	119,600	-	-	-	119,600
SS15-039	17TH STREET Pavement Rehabilitation between Medical Center Drive to Western Avenue	6	-	-	79,400	-	-	-	79,400
SS15-040	PUMALO STREET Pavement Rehabilitation between Del Rosa Avenue to Date Place	7	-	-	101,100	-	-	-	101,100
SS15-041	34TH STREET Pavement Rehabilitation between Mountain View Avenue to Sierra Way	7	-	-	57,100	-	-	-	57,100
SS15-042	BASELINE STREET Pavement Rehabilitation between "K" Street to I-215 Freeway	1	-	-	-	133,900	-	-	133,900
SS15-043	ARROWHEAD AVENUE Pavement Rehabilitation between 16th Street to Highland Avenue	2	-	-	-	218,100	-	-	218,100
SS15-044	SEPULVEDA AVENUE Pavement Rehabilitation between 40th Street to Sierra Way	4	-	-	-	145,600	-	-	145,600
SS15-045	LYNWOOD DRIVE Pavement Rehabilitation between City Limits (Merito) to Sterling Avenue	4	-	-	-	82,700	-	-	82,700
SS15-046	33RD STREET Pavement Rehabilitation between "H" Street to "E" Street	5	-	-	-	101,900	-	-	101,900
SS15-047	UNIVERSITY PARKWAY Pavement Rehabilitation between Hallmark Parkway to I-215 Freeway	6	-	-	-	69,500	-	-	69,500
SS15-048	HIGHLAND AVENUE Pavement Rehabilitation between SR 259 (State Route 259 or Crosstown	2	1,000	20,000	-	-	-	-	21,000
SS16-001	ARROWHEAD AVENUE Pavement Rehabilitation between Baseline Street to 16th Street	2	-	-	-	-	212,600	-	212,600
SS16-002	5TH STREET Pavement Rehabilitation between Lankershim Avenue to Leslie Street	1	-	-	-	-	673,361	-	673,361
SS16-003	"K" STREET Pavement Rehabilitation between Baseline Street to 14th Street	1	-	-	-	-	67,100	-	67,100
SS16-004	CRESTVIEW AVENUE Pavement Rehabilitation between Gilbert Street to 18th Street	2	-	-	-	-	91,800	-	91,800
SS16-005	MIRA MONTE DRIVE Pavement Rehabilitation between Oakwood Drive to 30th Street	2	-	-	-	-	71,000	-	71,000
SS16-006	WATERMAN AVENUE Pavement Rehabilitation between Washington Street to Weir Road	3	-	-	-	-	82,000	-	82,000
SS16-007	S. CAMINO REAL Pavement Rehabilitation between Fairway Drive to Auto Center Drive	3	-	-	-	-	80,000	-	80,000
SS16-009	RIALTO AVENUE Pavement Rehabilitation between Muscott Street to Mt. Vernon Avenue	3	-	-	-	-	-	160,000	160,000
SS16-010	FOOTHILL DRIVE Pavement Rehabilitation between Del Rosa Avenue to Sterling Avenue	4	-	-	-	-	393,100	-	393,100
SS16-011	STERLING AVENUE Pavement Rehabilitation between Lynwood Drive to Marshall Blvd	4	-	-	-	-	99,000	-	99,000
SS16-012	MAYFIELD AVENUE Pavement Rehabilitation between Northpark Blvd and 59th Street	4	-	-	-	-	401,500	-	401,500
SS16-013	MARSHALL BLVD Pavement Rehabilitation between Arden Avenue to Belvedere Street	4	-	-	-	-	1,010,000	-	1,010,000
SS16-014	39TH STREET Pavement Rehabilitation between Modesto Drive to Del Rosa Avenue	4	-	-	-	-	121,500	-	121,500
SS16-015	CAMILLIA DRIVE Pavement Rehabilitation between Yucca Drive to Ralston Avenue	4	-	-	-	-	83,500	-	83,500
SS16-016	DEL ROSA AVENUE Pavement Rehabilitations between SR-210 to Date Street	7	-	-	-	-	24,000	-	24,000
SS16-017	CAJON BLVD Pavement Rehabilitation between Devils Creek Channel to Palm Avenue	6	-	-	-	-	543,361	3,000,000	3,543,361
SS16-018	HIGHLAND AVENUE Pavement Rehabilitation between "G" Street to "E" Street	7	-	-	-	-	271,500	-	271,500

# SUMMARY OF PROJECTS BY CATEGORY - FUNDED AND UNFUNDED



CIP NUMBER	PROJECT	WARD	FY 2016-17 PROPOSED	FY 2017-18 PROJECTED	FY 2018-19 PROJECTED	FY 2019-20 PROJECTED	FY 2020-21 PROJECTED	FUTURE UNFUNDED COMPONENT	ESTIMATED PROJECT TOTAL
SS16-019	VALENCIA AVENUE Pavement Rehabilitation between Highland Avenue to 29th Street	7	-	-	-	-	288,500	-	288,500
SS16-020	CO-OP With the City of Highland for BASELINE STREET Rehabilitation from Del Rosa to Cole	1,7	277,400	-	-	-	-	-	277,400
SS16-021	CO-OP With City of Highland for 14TH STREET Crosswalk Ramps no parking signs (SR2S)	4	6,300	-	-	-	-	-	6,300
SS16-022	CO-OP With City of Highland for BASELINE STREET, sidewalk closures (Article 3)	1,7	10,600	-	-	-	-	-	10,600
SS16-023	CO-OP With City of Highland BASELINE STREET and 5TH STREET Signal Coordination	1	5,900	-	-	-	-	-	5,900
SS16-024	CO-OP With City of Highland for 5 corridors project, signal coordination upgrade and (MSRC)	1,4,7	25,600	-	-	-	-	-	25,600
SS16-025	CO-OP With City of Highland PALM AVENUE and PACIFIC STREET Improvements (ATPAPP)	4	43,300	-	-	-	-	-	43,300
SS16-026	CO-OP With City of Highland BASELINE STREET Lighted Crosswalk (SRTS)	4	1,000	-	-	-	-	-	1,000
SS16-027	SBX - "E" STREET from 10th Street to Highland Avenue - Inspection	1,3,5,7	25,000	-	-	-	-	-	25,000
SS17-001	ATP Cycle 2 - Safe Routes to Schools Project at 3 locations	(blank)	190,000	-	-	-	-	-	190,000
SS17-002	CDBG - FY 16-17 Street Improvements	TBD	300,000	-	-	-	-	-	300,000
SS17-003	INLAND CENTER DRIVE Pavement Rehabilitation between "G" Street to Adell Street	3	-	400,000	-	-	-	-	400,000
SS17-004	ROUTE 66 (5TH STREET) Pavement Rehabilitation from Pepper Avenue to "H" Street and "H" STREET from 4th Street to 6th Street Co-op with CALTRANS	1,3,6	-	10,000	-	-	-	-	10,000
SS17-005	SBX - "E" STREET from 10th Street to Highland Avenue - Construction	1,3,5,7	155,000	-	-	-	-	-	155,000
SS17-006	Concrete Work for Continuing Pavement Projects	(blank)	425,000	-	-	-	-	-	425,000
SS17-007	Median Improvements Around Town	ALL	300,000	300,000	300,000	300,000	300,000	-	1,500,000
SS17-008	City Wide Infrastructure Inspections	ALL	300,000	-	-	-	-	-	300,000
TBD	Assessment of the City's street lighting system including an analysis related to the acquisition of the portion of the system owned by SCE, design work, and system upgrade plan.	TBD	200,000	-	-	-	-	-	200,000
TBD	Medical Center Drive Between Magnolia and Highland Avenue – Pavement, street, storm drain and signage and signalization analysis	TBD	-	-	-	500,000	-	-	500,000
TBD	Pavement Management System Survey and Program	TBD	250,000	-	-	-	-	-	250,000
TBD	West Highland Avenue Between Macy Street and North California Street – Pavement, street, storm drain and signage and signalization analysis	TBD	-	-	-	500,000	-	-	500,000
<b>Streets Total</b>			<b>10,312,027</b>	<b>12,265,655</b>	<b>7,511,218</b>	<b>7,337,027</b>	<b>15,942,167</b>	<b>5,702,600</b>	<b>59,115,795</b>
<b>Technology</b>									
TBD	Feldheym Security Cameras	TBD	-	45,000	-	-	-	-	45,000
TBD	Public Library Broadband Consortium	TBD	-	-	100,000	100,000	100,000	100,000	400,000
TBD	Software Upgrade	TBD	-	-	1,750,000	250,000	250,000	250,000	2,500,000
<b>Technology Total</b>			<b>-</b>	<b>45,000</b>	<b>1,850,000</b>	<b>350,000</b>	<b>350,000</b>	<b>350,000</b>	<b>2,945,000</b>
<b>Traffic Controls</b>									
TC - A	City-Wide Traffic Signal Improvements	ALL	50,000	25,000	25,000	25,000	25,000	-	150,000
TC - B	Traffic Signals Battery Backup Systems	ALL	25,000	25,000	25,000	25,000	25,000	-	125,000
TC - C	Traffic Calming Projects	ALL	-	25,000	25,000	25,000	25,000	-	100,000
TC04-008	University Pkwy from College Ave to Kendall Dr Traffic Signal Interconnect	4,5	25,600	100,000	-	-	-	-	125,600
TC04-036	Mt. Vernon Ave Interconnect and PPB from Mill Street to Highland Ave (Design Only)	1,3,6	25,000	75,000	-	-	-	-	100,000
TC04-037	Orange Show Lane & "E" Street Traffic Signals (Design Only)	3	-	-	-	-	-	20,000	20,000
TC04-044	Palm Avenue & Belmont Avenue Traffic Signal (Design Only)	5	-	-	-	-	-	200,000	200,000
TC04-049	Lynwood Drive and Sterling Avenue Traffic Signal (Design Only)	4	-	-	-	-	-	200,000	200,000
TC04-050	Del Rosa Avenue: Widen to provide 2 Left-Turn Lanes at SR-30 (210)	4,7	-	-	-	-	-	340,000	340,000
TC05-003	13th Street & Mt. View Avenue Traffic Signal (Design Only)	2	-	-	-	-	-	135,000	135,000
TC06-002	Arrowhead Ave & Orange Show Lane Traffic Signal	3	-	-	-	-	-	200,000	200,000
TC06-003	Palm Ave & Industrial Pkwy Traffic Signal (Design Only)	6	-	-	-	-	-	200,000	200,000
TC06-010	Northpark Blvd and Sierra Dr. Traffic Signal Installation	5	50,000	200,000	-	-	-	-	250,000

# SUMMARY OF PROJECTS BY CATEGORY - FUNDED AND UNFUNDED



CIP NUMBER	PROJECT	WARD	FY 2016-17 PROPOSED	FY 2017-18 PROJECTED	FY 2018-19 PROJECTED	FY 2019-20 PROJECTED	FY 2020-21 PROJECTED	FUTURE UNFUNDED COMPONENT	ESTIMATED PROJECT TOTAL
TC07-002	Kendall Drive & 48th Street Traffic Signal	5	-	250,000	-	-	-	-	250,000
TC07-006	9th Street & Mt. Vernon Avenue Traffic Signal Upgrade	1,6	-	-	-	-	-	50,000	50,000
TC07-011	Campus Pkwy and Northpark Blvd Traffic Signal	5	-	-	-	-	-	200,000	200,000
TC07-012	Little Mountain Dr. and 30th Street Traffic Signal	5	-	-	-	-	-	250,000	250,000
TC07-019	"H" Street and Marshall Blvd Traffic Signal	5	-	-	-	-	-	200,000	200,000
TC07-020	Mountain View Ave & Marshall Blvd Traffic Signal	7	-	-	-	-	-	200,000	200,000
TC07-021	Lena Rd & Orange Show Rd Traffic Signal	1	-	-	-	-	-	200,000	200,000
TC07-023	Lena Rd and Rialto Ave Traffic Signal	1	-	-	-	-	-	200,000	200,000
TC07-024	Lena Rd and 3rd Street Traffic Signal	1	-	-	-	-	-	200,000	200,000
TC07-025	Del Rosa Ave and Marshall Blvd Traffic Signal	4,7	-	-	-	-	-	200,000	200,000
TC07-026	Del Rosa Ave and 6th Street Traffic Signal	1	-	-	-	-	-	150,000	150,000
TC07-027	Sterling Ave and Marshall Blvd Traffic Signal	4	-	-	-	-	-	200,000	200,000
TC07-029	Mt. View Ave and Central Ave (Palm Meadows Dr.) Traffic Signal	1	-	-	-	-	-	200,000	200,000
TC07-030	Mt. View Ave and I-10 Westbound Ramp Traffic Signal	3	-	-	-	-	-	200,000	200,000
TC08-003	Solar-Powered Speed Feedback Sign Program	ALL	5,000	-	-	-	-	-	5,000
TC08-005	Rancho Ave & Mill St Traffic Signal Upgrade (Design Only)	3	-	-	-	-	-	100,000	100,000
TC08-007	Tippecanoe Ave & Orange Show Rd (San Bernardino Ave) -Addition of Turn Lanes	3	-	-	-	-	-	87,600	87,600
TC08-008	Waterman Ave & Orange Show Rd - Addition of Turn Lanes	1,3	-	-	-	-	-	57,600	57,600
TC09-002	East Campus Circle & University Hills Access Road	5	-	-	-	-	-	200,000	200,000
TC09-004	Base Line St & California Ave Traffic Signal Upgrade	6	50,000	200,000	-	-	-	-	250,000
TC09-005	Extension of Class I & II Inland Center Bike Path	3	-	-	-	-	-	50,000	50,000
TC12-001	Reimbursable Grant 9th Street & Arrowhead Avenue Signal Upgrade	1,2	390,000	-	-	-	-	-	390,000
TC12-002	Reimbursable Grant	1,2	365,000	-	-	-	-	-	365,000
TC13-001	Pepper Avenue and Etiwanda Ave Traffic Signal Co-Op with the City of Rialto	6	-	-	-	-	-	50,000	50,000
TC13-002	TDA Article 3 (Bike Lane) "G" Street & Rialto Avenue	3	-	-	-	-	-	-	-
TC16-001	Redlands Boulevard and Hunts Lane Traffic Signal Modification	3	70,000	100,000	-	-	-	-	170,000
TC16-002	Waterman Avenue and I-10 Freeway, Co-op with the State of California	3	85,000	-	-	-	-	-	85,000
TC16-003	16th Street and California Ave Traffic Signal	6	-	-	-	-	-	260,000	260,000
TC16-004	Rialto Ave and Macy Street 3 way Traffic Signal	3	-	-	-	-	-	200,000	200,000
TC17-001	Reimbursable Grant Systemic Safety Analysis Report Program (SSARP) Phase 1	ALL	277,800	-	-	-	-	-	277,800
TC17-002	TS State Street and College	5	-	-	-	-	-	250,000	250,000
TC17-003	Traffic Management Center (TMC) Upgrade	ALL	40,000	-	-	-	-	-	40,000
TC17-004	Baseline Interchange Project Overview	4	10,000	-	-	-	-	-	10,000
TC17-005	TDA Article 3 for Alabama Street Bike Lane (co-op)	1	45,000	-	-	-	-	-	45,000
TC17-006	Hospitality Lane Median and Signal Improvements from "E" Street to Waterman Avenue	3	85,000	470,000	-	-	-	-	555,000
<b>Traffic Controls Total</b>			<b>1,598,400</b>	<b>1,470,000</b>	<b>75,000</b>	<b>75,000</b>	<b>75,000</b>	<b>5,000,200</b>	<b>8,293,600</b>
<b>Grand Total</b>			<b>20,303,027</b>	<b>32,222,573</b>	<b>38,651,199</b>	<b>18,242,558</b>	<b>26,356,397</b>	<b>38,419,855</b>	<b>178,740,710</b>

# SUMMARY OF PROJECTS BY FUND



FUND	CIP No.	PROJECT	WARD	FY 2016-17 PROPOSED	FY 2017-18 PROJECTED	FY 2018-19 PROJECTED	FY 2019-20 PROJECTED	FY 2020-21 PROJECTED	FUTURE YEARS	ESTIMATED PROJECT TOTAL
2010A Bond Proceeds	TBD	Baseball Stadium Purchase	TBD	500,000	-	-	-	-	-	500,000
2010A Bond Proceeds	TBD	California Theatre Seismic Study	TBD	-	-	2,000,000	-	-	-	2,000,000
2010A Bond Proceeds	TBD	Convention Center Roof Repair	TBD	500,000	-	-	-	-	-	500,000
<b>2010A Bond Proceeds Total</b>				<b>1,000,000</b>	<b>-</b>	<b>2,000,000</b>	<b>-</b>	<b>-</b>	<b>-</b>	<b>3,000,000</b>
2010B Bond Proceeds	TBD	Assessment of the City's street lighting system including an analysis related to the acquisition of the portion of the system owned by SCE, design work, and system upgrade plan.	TBD	30,000	-	-	-	-	-	30,000
2010B Bond Proceeds	TBD	Medical Center Drive Between Magnolia and Highland Avenue – Pavement, street, storm drain and signage and signalization analysis	TBD	-	-	-	500,000	-	-	500,000
2010B Bond Proceeds	TBD	West Highland Avenue Between Macy Street and North California Street – Pavement, street, storm drain and signage and signalization analysis	TBD	-	-	-	500,000	-	-	500,000
<b>2010B Bond Proceeds Total</b>				<b>30,000</b>	<b>-</b>	<b>-</b>	<b>1,000,000</b>	<b>-</b>	<b>-</b>	<b>1,030,000</b>
AB 1600 Parkland	PR04-011	Verdemont Area Master Park & Trail Plan	5	-	249,600	-	-	-	-	249,600
AB 1600 Parkland	PR04-016	City-Wide Parks Projects	ALL	-	261,800	-	-	-	-	261,800
AB 1600 Parkland	PR04-020	City-Wide Community Center Upgrades	ALL	-	50,000	-	-	-	-	50,000
AB 1600 Parkland	PR07-013	Little Mountain Trail from Blair Park	5	-	64,800	-	-	-	-	64,800
AB 1600 Parkland	PR08-002	Miscellaneous Improvements at Ronald Reagan Park	5	-	212,000	-	-	-	-	212,000
AB 1600 Parkland	PR09-001	Al Guhin Park (Verdemont Park) - Playground Equipment	5	94,700	-	-	-	-	-	94,700
AB 1600 Parkland	PR15-001	Verdemont Area Project Management/Civil Engineering	ALL	-	18,250	38,250	-	-	-	56,500
AB 1600 Parkland	PR17-004	San Bernardino Soccer Complex Drop off Lane2	7	120,000	-	-	-	-	-	120,000
<b>AB 1600 Parkland Total</b>				<b>214,700</b>	<b>856,450</b>	<b>38,250</b>	<b>-</b>	<b>-</b>	<b>-</b>	<b>1,109,400</b>
CDBG	GB16-008	Feldheym Library Roof Replacement	1	650,000	-	-	-	-	-	650,000
CDBG	GB16-010	Rowe Library Roof Replacement	7	-	250,000	-	-	-	-	250,000
CDBG	PR17-001	Seccombe Lake Ball Fields - Security Fencing and Restroom Upgrade - CDBG	1	500,000	-	-	-	-	-	500,000
CDBG	PR17-002	Roosevelt Bowl - Security Fencing an Restroom Upgrade - CDBG at Perris Hill Park	2	250,000	-	-	-	-	-	250,000
CDBG	SS17-002	CDBG - FY 16-17 Street Improvements	TBD	300,000	-	-	-	-	-	300,000
CDBG	(blank)	5th St Senior Center HVAC	(blank)	-	200,000	-	-	-	-	200,000
CDBG	(blank)	Commercial Building Rehabilitation	ALL	150,000	-	-	-	-	-	150,000
CDBG	(blank)	Jerry Lewis Pool System	(blank)	-	253,000	-	-	-	-	253,000
CDBG	(blank)	Owner Occupied Home Rehabilitation Program	ALL	450,000	-	-	-	-	-	450,000
CDBG	(blank)	Park Lighting at New Mark Park	(blank)	-	300,000	-	-	-	-	300,000
CDBG	(blank)	Pool Cover Replacement	(blank)	170,000	-	-	-	-	-	170,000
CDBG	(blank)	Water Conservation at Splash Pads	(blank)	-	400,000	-	-	-	-	400,000
<b>CDBG Total</b>				<b>2,470,000</b>	<b>1,403,000</b>	<b>-</b>	<b>-</b>	<b>-</b>	<b>-</b>	<b>3,873,000</b>
Fleet Fund	GB04-007	City Yard Phased Pavement Replacement, NPDES Compliance and Fuel Island Upgrade.	1	300,000	1,200,000	500,000	500,000	500,000	2,000,000	5,000,000
<b>Fleet Fund Total</b>				<b>300,000</b>	<b>1,200,000</b>	<b>500,000</b>	<b>500,000</b>	<b>500,000</b>	<b>2,000,000</b>	<b>5,000,000</b>
Gas Tax	GB - A	Roof Repair of Various City Buildings	ALL	75,000	100,000	100,000	100,000	100,000	-	475,000
Gas Tax	SD - A	Cross Gutters and Drainage Inlet Repairs	ALL	75,000	150,000	150,000	150,000	150,000	-	675,000
Gas Tax	SD - B	Miscellaneous Drainage System Repairs	ALL	75,000	150,000	150,000	150,000	150,000	-	675,000
Gas Tax	SS - A	Bridge and Railing Repairs at Various Locations	ALL	300,000	200,000	200,000	200,000	200,000	-	1,100,000
Gas Tax	SS - D	Pavement Rejuvenation at Various Locations (Annual) Slurry	ALL	-	250,000	250,000	250,000	250,000	-	1,000,000
Gas Tax	SS - H	Guardrail Repair at Various Locations (Annual)	ALL	75,000	75,000	75,000	75,000	75,000	-	375,000
Gas Tax	SS - O	Annual Striping of city streets City Wide	ALL	350,000	350,000	350,000	350,000	350,000	-	1,750,000
Gas Tax	SS - P	Concrete repairs city wide - annual	ALL	300,000	300,000	300,000	300,000	300,000	-	1,500,000

# SUMMARY OF PROJECTS BY FUND



FUND	CIP No.	PROJECT	WARD	FY 2016-17 PROPOSED	FY 2017-18 PROJECTED	FY 2018-19 PROJECTED	FY 2019-20 PROJECTED	FY 2020-21 PROJECTED	FUTURE YEARS	ESTIMATED PROJECT TOTAL
Gas Tax	SS08-001	CAMPUS PARKWAY - Fencing and PCC Pavement Installation Agreement with County of San Bernardino	5	25,000	-	-	-	-	-	25,000
Gas Tax	SS15-001	PALM AVENUE (co-op with the City of Highland-lead) Bike Lanes at Pacific Street	4	45,000	-	-	-	-	-	45,000
Gas Tax	SS16-026	CO-OP With City of Highland BASELINE STREET Lighted Crosswalk (SRTS)	4	1,000	-	-	-	-	-	1,000
Gas Tax	SS16-027	SBX - "E" STREET from 10th Street to Highland Avenue - Inspection	1,3,5,7	25,000	-	-	-	-	-	25,000
Gas Tax	SS17-004	ROUTE 66 (5TH STREET) Pavement Rehabilitation from Pepper Avenue to "H" Street and "H" STREET from 4th Street to 6th Street Co-op with CALTRANS	1,3,6	-	10,000	-	-	-	-	10,000
Gas Tax	SS17-005	SBX - "E" STREET from 10th Street to Highland Avenue - Construction	1,3,5,7	155,000	-	-	-	-	-	155,000
Gas Tax	SS17-006	Concrete Work for Continuing Pavement Projects	(blank)	425,000	-	-	-	-	-	425,000
Gas Tax	TC17-006	Hospitality Lane Median and Signal Improvements from "E" Street to Waterman Avenue	3	85,000	470,000	-	-	-	-	555,000
Gas Tax	SS17-008	City Wide Infrastructure Inspections	ALL	300,000	-	-	-	-	-	300,000
<b>Gas Tax Total</b>				<b>2,311,000</b>	<b>2,055,000</b>	<b>1,575,000</b>	<b>1,575,000</b>	<b>1,575,000</b>	-	<b>9,091,000</b>
General Fund	GB17-004	City Hall Relocation with Remodel of 201 Building, 215 Building, & 600 Building	1	1,600,000	1,600,000	1,600,000	-	-	-	4,800,000
General Fund	SS17-007	Median Improvements Around Town	ALL	300,000	300,000	300,000	300,000	300,000	-	1,500,000
<b>General Fund Total</b>				<b>1,900,000</b>	<b>1,900,000</b>	<b>1,900,000</b>	<b>300,000</b>	<b>300,000</b>	-	<b>6,300,000</b>
Local Regional Circulation	TC - A	City-Wide Traffic Signal Improvements	ALL	50,000	25,000	25,000	25,000	25,000	-	150,000
Local Regional Circulation	TC - B	Traffic Signals Battery Backup Systems	ALL	25,000	25,000	25,000	25,000	25,000	-	125,000
Local Regional Circulation	TC06-010	Northpark Blvd and Sierra Dr. Traffic Signal Installation	5	50,000	200,000	-	-	-	-	250,000
Local Regional Circulation	TC07-002	Kendall Drive & 48th Street Traffic Signal	5	-	250,000	-	-	-	-	250,000
Local Regional Circulation	TC08-003	Solar-Powered Speed Feedback Sign Program	ALL	5,000	-	-	-	-	-	5,000
Local Regional Circulation	TC09-004	Base Line St & California Ave Traffic Signal Upgrade	6	50,000	200,000	-	-	-	-	250,000
Local Regional Circulation	TC16-001	Redlands Boulevard and Hunts Lane Traffic Signal Modification	3	70,000	100,000	-	-	-	-	170,000
Local Regional Circulation	TC16-002	Waterman Avenue and I-10 Freeway, Co-op with the State of California Systemic Safety Analysis Report Program (SSARP) Phase 1	3	85,000	-	-	-	-	-	85,000
Local Regional Circulation	TC17-001	Reimbursable Grant	ALL	277,800	-	-	-	-	-	277,800
Local Regional Circulation	TC17-003	Traffic Management Center (TMC) Upgrade	ALL	40,000	-	-	-	-	-	40,000
Local Regional Circulation	TC17-004	Baseline Interchange Project Overview	4	10,000	-	-	-	-	-	10,000
Local Regional Circulation	TC17-005	TDA Article 3 for Alabama Street Bike Lane (co-op)	1	45,000	-	-	-	-	-	45,000
<b>Local Regional Circulation Total</b>				<b>707,800</b>	<b>800,000</b>	<b>50,000</b>	<b>50,000</b>	<b>50,000</b>	-	<b>1,657,800</b>
Measure I	SS - B	Construct Accessibility Improvements at Various Locations (Annual)	ALL	500,000	500,000	500,000	500,000	500,000	-	2,500,000
Measure I	SS - N	CIP Administration Services	ALL	150,000	150,000	150,000	150,000	150,000	-	750,000
Measure I	SS04-018	MOUNTAIN AVENUE Street Improvements Between 39th Street to 40th Street	4,7	472,500	-	-	-	-	-	472,500
Measure I	SS04-019	UNIVERSITY PARKWAY and I-215 Freeway Interchange Improvements	5, 6	72,727	349,455	201,818	344,727	454,545	-	1,423,273
Measure I	SS04-131	HIGHLAND AVENUE Widening at Del Rosa Channel	2,7	-	265,400	63,800	300,000	86,200	-	715,400
Measure I	SS04-152	"H" STREET Widening from Kendall Drive to 40th Street (design only)	4	80,000	220,000	330,000	392,000	-	-	1,022,000
Measure I	SS07-004	Widen 3rd Street and 5th Street between Tippecanoe Avenue & Palm Avenue (IVDA)	1	-	25,000	-	-	-	-	25,000
Measure I	SS07-014	Old Waterman Canyon Bridge Repairs	4	10,000	-	-	-	-	-	10,000
Measure I	SS10-007	SBX Rapid Transit Corridor Project: Inspection Costs (RDA)	1,2,3,4,5,7	10,000	-	-	-	-	-	10,000
Measure I	SS11-010	CALIFORNIA STREET Pavement Rehabilitation between 19th Street to Washington Avenue	6	2,500	-	-	-	-	-	2,500
Measure I	SS12-004	WATERMAN AVENUE Pavement Rehabilitation between 13th Street and Gilbert Street	2	12,000	-	-	-	-	-	12,000
Measure I	SS12-010	STERLING AVENUE Pavement Rehabilitation between Highland Avenue and Date Place	7	2,400	100,000	-	-	-	-	102,400
Measure I	SS12-013	DAVIDSON STREET Pavement Rehabilitation between 16th Street and 19th Street	6	-	-	88,000	-	-	-	88,000
Measure I	SS13-001	2ND STREET - BRIDGE Replacement at Warm Creek	1	400,000	1,850,000	1,240,200	600,000	-	-	4,090,200
Measure I	SS13-002	WATERMAN AVENUE Pavement Rehabilitation between Mill Street and Central Avenue	1,3	-	313,100	-	-	-	-	313,100
Measure I	SS13-005	BASELINE STREET Pavement Rehabilitation between Lugo Street and Waterman Avenue	2	48,000	-	-	-	-	-	48,000
Measure I	SS13-022	BASELINE STREET Pavement Rehabilitation between Del Rosa Drive and Knob Hill Road (Co-	1,7	20,000	-	-	-	-	-	20,000

# SUMMARY OF PROJECTS BY FUND



FUND	CIP No.	PROJECT	WARD	FY 2016-17 PROPOSED	FY 2017-18 PROJECTED	FY 2018-19 PROJECTED	FY 2019-20 PROJECTED	FY 2020-21 PROJECTED	FUTURE YEARS	ESTIMATED PROJECT TOTAL
Measure I	SS13-034	GARNER AVENUE Pavement Rehabilitation between Baseline Street and 14th Street	6	-	-	45,000	-	-	45,100	90,100
Measure I	SS13-035	PICO AVENUE Pavement Rehabilitation between 9th Street and Olive Street	6	25,000	-	-	-	-	-	25,000
Measure I	SS13-037	SHERIDAN ROAD Pavement Rehabilitation between Lakewood Drive and State Street	5	66,000	-	-	-	-	-	66,000
Measure I	SS13-039	EVANS STREET Pavement Rehabilitation between Western Avenue and Medical Center Drive	6	-	-	60,000	-	-	-	60,000
Measure I	SS14-007	TIPPECANOE AVENUE Pavement Rehabilitation between Harry Sheppard Drive to 3rd Street	1	22,000	-	-	-	-	-	22,000
Measure I	SS14-008	MILL STREET Pavement Rehabilitation between Waterman Avenue to Doolittle Street	1	18,000	-	-	-	-	-	18,000
Measure I	SS14-009	40TH STREET Pavement Rehabilitation between Harrison Street to Mountain Avenue	4	500,000	-	-	-	-	-	500,000
Measure I	SS14-013	WILSON STREET Pavement Rehabilitation between 9th Street to Baseline Street	6	-	-	103,000	-	-	-	103,000
Measure I	SS14-014	28TH STREET Pavement Rehabilitation between Waterman Avenue to Valencia Avenue	7	5,000	-	-	-	-	-	5,000
Measure I	SS14-015	28TH STREET Pavement Rehabilitation between "H" Street to Arrowhead Avenue	7	108,000	-	-	-	-	-	108,000
Measure I	SS14-016	28TH STREET Pavement Rehabilitation between Arrowhead Avenue to Waterman Avenue	7	134,000	-	-	-	-	-	134,000
Measure I	SS14-017	ARROWHEAD AVENUE Pavement Rehabilitation between 7th Street to 9th Street	1	-	-	112,000	-	-	-	112,000
Measure I	SS14-018	9TH STREET Pavement Rehabilitation between Tippecanoe Avenue to Del Rosa Drive	1	17,000	-	-	-	-	-	17,000
Measure I	SS14-019	SIERRA WAY Pavement Rehabilitation between 9th Street to Baseline Street	1,2	-	-	209,000	-	-	-	209,000
Measure I	SS14-020	DEL ROSA AVENUE Pavement Rehabilitation between Del Rosa Drive to Highland Avenue	2	24,000	-	-	-	-	-	24,000
Measure I	SS14-022	HARRISON STREET Pavement Rehabilitation between Lynwood Drive to 40th Street	4,7	63,000	-	-	-	-	-	63,000
Measure I	SS14-024	"G" STREET Pavement Rehabilitation between 4th Street to 6th Street	1	20,000	-	-	-	-	-	20,000
Measure I	SS14-025	8TH STREET Pavement Rehabilitation between Medical Center Drive to Mt Vernon Avenue	1	-	-	407,000	-	-	-	407,000
Measure I	SS14-026	WESTERN AVENUE Pavement Rehabilitation between Union Street to 9th Street	1	-	-	33,000	-	-	-	33,000
Measure I	SS14-030	UNION STREET Pavement Rehabilitation between Mt Vernon Avenue to Western Avenue	1	-	-	76,000	-	-	-	76,000
Measure I	SS14-033	WINDSOR DRIVE Pavement Rehabilitation between Park Drive to Morgan Road	5	700	80,000	-	-	-	-	80,700
Measure I	SS14-035	29TH STREET Pavement Rehabilitation between Waterman Avenue to Valencia Avenue	7	44,000	-	-	-	-	-	44,000
Measure I	SS14-040	SPRUCE STREET Pavement Rehabilitation between Pico Avenue to Mt Vernon Avenue	1	25,000	-	-	-	-	-	25,000
Measure I	SS14-041	EUCALYPTUS AVENUE Pavement Rehabilitation between Santolinas Street to Park Vista Drive	3	11,000	-	-	-	-	-	11,000
Measure I	SS15-002	STERLING AVENUE Pavement Rehabilitation (co-op County of San Bernardino) between Pacific Avenue and Highland Avenue	7	300,000	200,000	-	-	-	-	500,000
Measure I	SS15-003	"J" STREET Pavement Rehabilitation between 8th Street and 11th Street	1	-	-	122,000	-	-	-	122,000
Measure I	SS15-005	CALIFORNIA STREET Pavement Rehabilitation between Highland Avenue and Porter Street	6	10,000	240,000	-	-	-	-	250,000
Measure I	SS15-006	TIPPECANOE AVENUE Pavement Rehabilitation between Vine Street to 9th Street	1	8,600	80,000	-	-	-	-	88,600
Measure I	SS15-007	AIRPORT DRIVE Pavement Rehabilitation between Commercenter East to Commercenter	3	7,000	-	-	-	-	-	7,000
Measure I	SS15-008	IRVINGTON AVENUE Pavement Rehabilitation between Chestnut Avenue to Palm Avenue	5	6,000	50,000	-	-	-	-	56,000
Measure I	SS15-009	BASELINE STREET Pavement Rehabilitation between Canyon Road to Conejo Drive	1	9,900	100,000	-	-	-	-	109,900
Measure I	SS15-011	RIALTO AVENUE Pavement Rehabilitation between Meridian Avenue and Pepper Avenue	6	11,000	-	-	-	-	-	11,000
Measure I	SS15-012	BRIER DRIVE Pavement Rehabilitation between Gifford Avenue and Tippecanoe Avenue	3	16,000	-	-	-	-	-	16,000
Measure I	SS15-014	27TH STREET Pavement Scrub Slurry between "D" Street and "E" Street	7	-	16,900	-	-	-	-	16,900
Measure I	SS15-015	24TH STREET Pavement Scrub Slurry between "D" Street and "E" Street	7	-	19,600	-	-	-	-	19,600
Measure I	SS15-016	23RD STREET Pavement Scrub Slurry between "D" Street and "E" Street	7	-	13,500	-	-	-	-	13,500
Measure I	SS15-017	"I" STREET Pavement Rehabilitation between 14th Street and Evans Street	1	30,000	-	-	-	-	-	30,000
Measure I	SS15-019	HIGHLAND AVENUE Pavement Rehabilitation between "H" Street and "G" Street	2	5,600	85,000	-	-	-	-	90,600
Measure I	SS15-020	MAGNOLIA DRIVE Pavement between 48th Street to Reservoir Street	5	3,400	25,000	-	-	-	-	28,400
Measure I	SS15-021	PARK DRIVE Pavement Rehabilitation between Morgan Road to Loyola Drive	5	3,400	35,000	-	-	-	-	38,400
Measure I	SS15-022	HIGHLAND AVENUE Pavement Rehabilitation between Sterling Avenue to Guthrie Avenue	7	7,400	170,000	-	-	-	-	177,400
Measure I	SS15-048	HIGHLAND AVENUE Pavement Rehabilitation between SR 259 (State Route 259 or Crosstown Freeway) and H Street	2	1,000	20,000	-	-	-	-	21,000
Measure I	SS16-020	CO-OP With the City of Highland for BASELINE STREET Rehabilitation from Del Rosa to Cole Ave. (MSRC)	1,7	277,400	-	-	-	-	-	277,400
Measure I	SS16-021	CO-OP With City of Highland for 14TH STREET Crosswalk Ramps no parking signs (SR2S)	4	6,300	-	-	-	-	-	6,300
Measure I	SS16-022	CO-OP With City of Highland for BASELINE STREET, sidewalk closures (Article 3)	1,7	10,600	-	-	-	-	-	10,600

# SUMMARY OF PROJECTS BY FUND



FUND	CIP No.	PROJECT	WARD	FY 2016-17 PROPOSED	FY 2017-18 PROJECTED	FY 2018-19 PROJECTED	FY 2019-20 PROJECTED	FY 2020-21 PROJECTED	FUTURE YEARS	ESTIMATED PROJECT TOTAL
Measure I	SS16-023	CO-OP With City of Highland BASELINE STREET and 5TH STREET Signal Coordination Upgrade (MSRC)	1	5,900	-	-	-	-	-	5,900
Measure I	SS16-024	CO-OP With City of Highland for 5 corridors project, signal coordination upgrade and (MSRC)	1,4,7	25,600	-	-	-	-	-	25,600
Measure I	SS16-025	CO-OP With City of Highland PALM AVENUE and PACIFIC STREET Improvements (ATPAPP)	4	43,300	-	-	-	-	-	43,300
Measure I	SS17-001	ATP Cycle 2 - Safe Routes to Schools Project at 3 locations	(blank)	190,000	-	-	-	-	-	190,000
Measure I	TC12-001	9th Street & Sierra Way Signal Upgrade Reimbursable Grant	1,2	390,000	-	-	-	-	-	390,000
Measure I	TC12-002	9th Street & Arrowhead Avenue Signal Upgrade Reimbursable Grant	1,2	365,000	-	-	-	-	-	365,000
<b>Measure I Total</b>				<b>4,596,227</b>	<b>4,907,955</b>	<b>3,740,818</b>	<b>2,286,727</b>	<b>1,190,745</b>	<b>45,100</b>	<b>16,767,573</b>
Public Improvement Fund	TC04-008	University Pkwy from College Ave to Kendall Dr Traffic Signal Interconnect	4,5	25,600	100,000	-	-	-	-	125,600
Public Improvement Fund	TC04-036	Mt. Vernon Ave Interconnect and PPB from Mill Street to Highland Ave (Design Only)	1,3,6	25,000	75,000	-	-	-	-	100,000
<b>Public Improvement Fund Total</b>				<b>50,600</b>	<b>175,000</b>	<b>-</b>	<b>-</b>	<b>-</b>	<b>-</b>	<b>225,600</b>
Quimby Act Parkland	PR04-027	Al Guhin Park (Verdemont Park)	5	-	334,000	-	-	-	-	334,000
<b>Quimby Act Parkland Total</b>				<b>-</b>	<b>334,000</b>	<b>-</b>	<b>-</b>	<b>-</b>	<b>-</b>	<b>334,000</b>
Refuse Fund	GB17-001	Waterman Landfill Site, NPDES Compliance	3	300,000	3,000,000	3,700,000	-	-	-	7,000,000
Refuse Fund	GB17-002	UST Closure - Waterman Landfill (Underground Tank Removal)	3	100,000	-	-	-	-	-	100,000
Refuse Fund	GB17-003	AST Closure - Fire Station 221 ( Above ground Tank Removal)	6	50,000	-	-	-	-	-	50,000
<b>Refuse Fund Total</b>				<b>450,000</b>	<b>3,000,000</b>	<b>3,700,000</b>	<b>-</b>	<b>-</b>	<b>-</b>	<b>7,150,000</b>
Regional Circulation System	SS04-009	STATE STREET - Street Extension (PA & ED only)	1,6	350,000	550,000	25,000	25,000	4,800,000	-	5,750,000
Regional Circulation System	SS04-012	MT. VERNON AVENUE - Bridge Replacement								
Regional Circulation System	SS04-014	Agreement with SANBAG	1,3	1,200,000	950,000	50,000	50,000	2,000,000	-	4,250,000
Regional Circulation System	SS04-019	40TH STREET Widening from Johnson Street to Electric Avenue	4	255,000	1,095,900	613,000	212,000	-	-	2,175,900
Regional Circulation System	SS04-053	UNIVERSITY PARKWAY and I-215 Freeway Interchange Improvements	5, 6	-	-	-	-	-	-	-
Regional Circulation System	SS11-008	Palm Avenue Grade Separation at the BNSF Railroad (Co-op with SAN BAG Lead)	6	300,000	-	-	-	-	-	300,000
Regional Circulation System	SS14-043	I-10 Freeway @ Tippecanoe Avenue - Interchange Improvements (LSP) Agreement with	3	1,294,800	1,000,000	-	-	-	-	2,294,800
Regional Circulation System		MT VERNON AVENUE - Bridge Shoring Inspections	1	20,000	-	-	-	-	-	20,000
<b>Regional Circulation System Total</b>				<b>3,419,800</b>	<b>3,595,900</b>	<b>688,000</b>	<b>287,000</b>	<b>6,800,000</b>	<b>-</b>	<b>14,790,700</b>
Sewer Line Construction	SW - A	Sewer Main Extension SFR Development	ALL	-	50,000	50,000	50,000	50,000	-	200,000
Sewer Line Construction	SW - B	Sewer Main Extensions	ALL	-	100,000	100,000	100,000	100,000	-	400,000
Sewer Line Construction	SW - C	Sewer Manhole Rehabilitation at Various Locations	ALL	50,000	50,000	50,000	50,000	50,000	-	250,000
Sewer Line Construction	SW - F	Sewer C.I.P. Administration	ALL	15,000	15,000	15,000	15,000	15,000	-	75,000
Sewer Line Construction	SW08-010	27th Street Sewer Main Replacement from Muscupiabe Dr. to Serrano Rd (Design Only)	2	-	100,000	1,700,000	-	-	-	1,800,000
Sewer Line Construction	SW09-001	"I" Street Sewer Relocation from 5th Street to 16th Street (Study & Design Only)	1	-	100,000	1,000,000	-	-	-	1,100,000
Sewer Line Construction	SW10-001	Highland Avenue Sewer Realignment Study (West of Cedar Street to Twin Creek Bridge)	2,7	100,000	500,000	-	-	-	-	600,000
Sewer Line Construction	SW10-008	Cedar Street & Highland Avenue Sewer Line Replacement	2,7	40,000	650,000	-	-	-	-	690,000
Sewer Line Construction	SW10-013	"E" Street / Mill Street / Inland Center Drive - Relocate Manholes	1,3	-	100,000	-	-	-	-	100,000
<b>Sewer Line Construction Total</b>				<b>205,000</b>	<b>1,665,000</b>	<b>2,915,000</b>	<b>215,000</b>	<b>215,000</b>	<b>-</b>	<b>5,215,000</b>
Sewer Maintenance Fund	SW - D	Sewer Siphon Flushing at Various Locations	1,2,3,5,6	-	50,000	25,000	25,000	25,000	-	125,000
Sewer Maintenance Fund	SW - E	Miscellaneous Sewer Repairs	ALL	250,000	550,000	300,000	300,000	300,000	-	1,700,000
Sewer Maintenance Fund	SW08-002	11th Street Sewer Main Replacement from Wilson Street to "I" Street	1,6	-	-	200,000	-	1,775,000	-	1,975,000
Sewer Maintenance Fund	SW17-001	Repair Identified Sewers from Video detection	ALL	500,000	1,000,000	1,000,000	1,000,000	1,000,000	2,500,000	7,000,000
Sewer Maintenance Fund	TBD	Wastewater Collection System Master Plan Update	ALL	-	1,500,000	-	-	-	-	1,500,000



# SUMMARY OF PROJECTS BY FUND



FUND	CIP No.	PROJECT	WARD	FY 2016-17 PROPOSED	FY 2017-18 PROJECTED	FY 2018-19 PROJECTED	FY 2019-20 PROJECTED	FY 2020-21 PROJECTED	FUTURE YEARS	ESTIMATED PROJECT TOTAL
<b>ewer Maintenance Fund Total</b>				<b>750,000</b>	<b>3,100,000</b>	<b>1,525,000</b>	<b>1,325,000</b>	<b>3,100,000</b>	<b>2,500,000</b>	<b>12,300,000</b>
Storm Drain Construction	SD - C	Storm Drains and Debris Basins	ALL	50,000	50,000	50,000	50,000	50,000	-	250,000
Storm Drain Construction	SD - D	Channel Repairs	ALL	50,000	50,000	50,000	50,000	50,000	-	250,000
Storm Drain Construction	SD - E	Storm Drain C.I.P. Administration	ALL	15,000	15,000	15,000	15,000	15,000	-	75,000
Storm Drain Construction	SD04-004	Mountain Ave Storm Drain: Replace Storm Drain between 39th Street & 40th Street	4	250,000	-	-	-	-	-	250,000
Storm Drain Construction	SD04-024	Base Line St at Waterman Ave Storm Drain	1,2	99,900	-	-	-	-	-	99,900
Storm Drain Construction	SD05-003	Meridian Ave & Poplar St - CSDP Project 3-5, Line F	3,6	500,000	-	-	-	-	-	500,000
Storm Drain Construction	SD06-002	Sierra Way Storm Drain Installation from Parkdale Street to 40th Street (Design Only)	4,7	-	200,000	2,800,000	-	-	-	3,000,000
Storm Drain Construction	SD08-002	Storm Drain Study for Meyers Canyon Comprehensive Storm Drain Plan No's 7-E9, 7-E10 & 7-	5	-	100,000	-	-	2,000,000	-	2,100,000
Storm Drain Construction	SD08-003	Randall Basin - Co-op with the County of San Bernardino and the City of Colton	3	150,000	-	-	-	-	-	150,000
Storm Drain Construction	SD10-001	Weir Rd & Commercial - Convert "V" Ditch to Pipe (Study)	3	-	25,000	-	-	-	-	25,000
Storm Drain Construction	SD12-003	San Manuel Area Master Plan Storm Drain Improvements	4	-	19,500	-	-	-	-	19,500
Storm Drain Construction	SD13-002	Rialto Avenue and Rancho Avenue Storm Drain Improvements	3	-	300,000	-	-	-	-	300,000
Storm Drain Construction	SD14-001	Mt Vernon Ave Storm Drain from 16th to Highland Ave (CSDP 7-D13)	6	-	-	200,000	1,800,000	-	-	2,000,000
Storm Drain Construction	SD16-001	Patton Basin - Repair damaged outlet in the County's Basin	4	100,000	500,000	-	-	-	-	600,000
<b>orm Drain Construction Total</b>				<b>1,214,900</b>	<b>1,259,500</b>	<b>3,115,000</b>	<b>1,915,000</b>	<b>2,115,000</b>	<b>-</b>	<b>9,619,400</b>
TBD	TBD	Assessment of the City's street lighting system including an analysis related to the acquisition of the portion of the system owned by SCE, design work, and system upgrade plan.	TBD	170,000	-	-	-	-	-	170,000
TBD	TBD	Pavement Management System Survey and Program	TBD	250,000	-	-	-	-	-	250,000
<b>TBD Total</b>				<b>420,000</b>	<b>-</b>	<b>-</b>	<b>-</b>	<b>-</b>	<b>-</b>	<b>420,000</b>
Unfunded	GB - B	Repainting of City Facilities	ALL	-	15,000	15,000	15,000	15,000	-	60,000
Unfunded	GB - C	ADA Compliance for Pathways at City Facilities	ALL	-	20,000	20,000	20,000	20,000	-	80,000
Unfunded	GB04-010	City Yard Building Restoration Work	1	-	-	-	-	-	-	392,000
Unfunded	GB04-012	City Yard Clarifier	1	-	-	-	-	-	-	50,000
Unfunded	GB04-017	Galaxy Center Remodel	1	-	-	-	-	-	-	400,000
Unfunded	GB04-018	Norton Gym: Remodel	1	-	-	-	-	-	-	610,000
Unfunded	GB04-022	Roosevelt Bowl ADA Compliance Plan	2	-	-	-	-	-	-	300,000
Unfunded	GB08-001	Animal Shelter Renovations & Additions	3	-	-	-	-	-	-	30,000
Unfunded	GB08-005	Fence Replacement at City Yard (SLMF)	1	-	-	-	-	-	-	63,700
Unfunded	GB12-008	Replace HVAC Units at Various City Buildings - per year	ALL	-	-	-	-	-	-	500,000
Unfunded	GB12-009	Parking Lot Restoration at City Facilities - per year	ALL	-	-	-	-	-	-	100,000
Unfunded	GB12-010	Energy-Efficient Lighting Controls at Parks - per year	ALL	-	-	-	-	-	-	50,000
Unfunded	GB16-003	Police Building Roof Restoration	1	-	-	-	-	-	-	1,000,000
Unfunded	GB16-004	Police Building Flooring	1	-	-	-	-	-	-	50,000
Unfunded	GB16-005	Police Building HVAC System Replacement	1	-	-	-	-	-	-	250,000
Unfunded	GB16-006	Police Annex B HVAC System Replacement	1	-	-	-	-	-	-	100,000
Unfunded	GB16-007	Police Building Door Repair and Replacement	1	-	-	-	-	-	-	20,000
Unfunded	GB16-009	Feldheim Library HVAC System Upgrade	1	-	-	-	-	-	-	350,000
Unfunded	GB16-011	Rowe Library HVAC System Upgrade	7	-	-	-	-	-	-	35,000
Unfunded	PR - A	Miscellaneous Annual Parks Construction	ALL	-	20,000	20,000	20,000	20,000	-	80,000
Unfunded	PR - B	Miscellaneous Park Lighting Improvements	ALL	-	10,000	10,000	10,000	10,000	-	40,000
Unfunded	PR - C	Miscellaneous Park Improvements City-Wide	ALL	-	10,000	10,000	10,000	10,000	-	40,000
Unfunded	PR - D	City-Wide Pool Improvements	ALL	-	10,000	10,000	10,000	10,000	-	40,000
Unfunded	PR04-033	Perris Hill Park Senior Center Expansion	2	-	-	-	-	-	-	287,500
Unfunded	PR04-038	Ruben Campos Center Renovation (Pavilion Project) at Nunez Park	1	-	-	-	-	-	-	891,145
Unfunded	PR05-003	Speicher Park Improvements	7	-	-	-	-	-	-	158,000

# SUMMARY OF PROJECTS BY FUND



FUND	CIP No.	PROJECT	WARD	FY 2016-17 PROPOSED	FY 2017-18 PROJECTED	FY 2018-19 PROJECTED	FY 2019-20 PROJECTED	FY 2020-21 PROJECTED	FUTURE YEARS	ESTIMATED PROJECT TOTAL
Unfunded	PR07-004	Lytle Creek Park Improvements	3	-	-	-	-	-	-	20,000
Unfunded	PR07-010	Speicher Park - Renovate Restroom	7	-	-	-	-	-	-	30,000
Unfunded	PR08-006	Upgrade Irrigation System on Broadmoor Avenue	2,7	-	-	-	-	-	-	10,000
Unfunded	PR08-012	Blair Park - Security Cameras	5	-	1,000	-	-	-	-	1,000
Unfunded	PR17-003	Wildwood Park - Security Camera	4	-	8,000	-	-	-	-	8,000
Unfunded	SD05-002	Piedmont Dr. & Indian Canyon Drainage Modification	4	-	-	-	-	-	-	50,000
Unfunded	SD09-001	27th Street Storm Drain from Little Mountain Drive to "H" Street (design only)	2,7	-	-	-	-	-	-	2,000,000
Unfunded	SD09-002	Repair Drainage System - "I" Street (between Baseline St & 14th Street)	1	-	-	-	-	-	-	250,000
Unfunded	SD12-002	Orange Avenue & Holly Circle Drainage Study	4	-	20,000	-	-	-	-	20,000
Unfunded	SD12-004	Medical Center Drive Storm Drain Study from 7th Street to 17th St (CSDP no. 7-D11)	1,6	-	-	100,000	-	-	-	2,100,000
Unfunded	SD13-003	Cooley Avenue east of Sunnyside Drainage Improvements (Design Only)	3	-	20,000	-	-	-	-	20,000
Unfunded	SS - C	Street Safety Improvements at Various Locations (Annual)	ALL	-	100,000	100,000	100,000	100,000	-	400,000
Unfunded	SS - E	Miscellaneous Street Lighting Repairs (Annual)	ALL	-	50,000	50,000	50,000	50,000	-	200,000
Unfunded	SS - F	Bus Stop Concrete Pads (Annual)	ALL	-	50,000	50,000	50,000	50,000	-	200,000
Unfunded	SS - I	Concrete Sidewalk Repairs at Various Locations (Annual)	ALL	-	75,000	75,000	75,000	75,000	-	300,000
Unfunded	SS - J	Alley Repair at Various Locations (Annual)	ALL	-	25,000	25,000	25,000	25,000	-	100,000
Unfunded	SS - K	Neighborhood Traffic Management Annual Program	ALL	-	25,000	25,000	25,000	25,000	-	100,000
Unfunded	SS07-003	Widen & Extend Mt. View Avenue from the Santa Ana River to I-10 Freeway (IVDA)	4	-	30,000	-	-	-	-	30,000
Unfunded	SS07-029	Construct New Road between Little League Drive and Devore Road	5	-	-	-	300,000	300,000	-	1,200,000
Unfunded	SS11-017	DEL ROSA DRIVE Widening - Warm Creek to Base Line Street	1	-	-	-	350,000	-	-	350,000
Unfunded	SS12-018	RANCHO AVENUE Pavement Rehabilitation between Rialto Avenue and Mill Street	3	-	-	-	-	-	-	125,000
Unfunded	SS12-019	29TH STREET Pavement Rehabilitation between Fremontia Drive and Kenwood Avenue PERSHING AVENUE and EDGERTON DRIVE Pavement Rehabilitation from Thompson Place to Mt. View Avenue	7 4	- -	- -	- -	- -	- 42,200	- -	45,000 42,200
Unfunded	SS13-003	WATERMAN AVENUE Pavement Rehabilitation between Ennis Street and Orange Show Road	1,3	-	-	-	-	-	-	30,000
Unfunded	SS13-004	CONEJO AVENUE Pavement Rehabilitation between Pacific Street and Hillside Drive	2	-	-	-	-	-	-	45,000
Unfunded	SS13-006	LYNWOOD AVENUE Pavement Rehabilitation between Merito Street and Sterling Avenue	4	-	-	-	-	-	-	320,000
Unfunded	SS13-008	MOUNTAIN VIEW AVENUE Pavement Rehabilitation between Electric Avenue and 40th Street	4	-	-	-	-	-	-	111,700
Unfunded	SS13-015	HARDT STREET Pavement Rehabilitation between Richardson Street and Tippecanoe Avenue	3	-	-	-	-	364,300	-	364,300
Unfunded	SS13-016	TRENTON STREET Pavement Rehabilitation between Mt. Vernon Avenue and Western Avenue	6	-	-	-	-	-	-	75,000
Unfunded	SS13-017	REECE STREET Pavement Rehabilitation between Mt. Vernon Avenue and Garner Avenue	6	-	-	-	-	-	-	40,000
Unfunded	SS13-019	DATE STREET Pavement Rehabilitation between Del Rosa Avenue and Chiquita Lane	4	-	-	-	-	-	-	95,900
Unfunded	SS13-021	IRVINGTON AVENUE Pavement Rehabilitation between Cold Mountain Avenue and Chestnut	5	-	-	-	-	-	-	55,000
Unfunded	SS13-023	OLIVE AVENUE Pavement Rehabilitation between Brenda Drive and Jo-An Drive	5	-	-	-	-	-	-	40,000
Unfunded	SS13-025	SIERRA WAY Pavement Rehabilitation between 8th Street and 9th Street	1	-	-	-	-	-	-	2,000
Unfunded	SS13-028	HARDT STREET Pavement Rehabilitation between Gifford Street and Tippecanoe Avenue	3	-	-	-	-	364,300	-	364,300
Unfunded	SS13-029	28TH STREET Pavement Rehabilitation between Waterman Avenue and Fremontia Avenue	7	-	-	-	-	-	-	85,000
Unfunded	SS13-031	COMMERCIAL ROAD Pavement Rehabilitation between Waterman Avenue and Steele Road	3	-	81,800	-	-	-	-	81,800
Unfunded	SS13-033	"K" STREET Pavement Rehabilitation between Hillcrest Drive and College Street	3	-	-	-	-	-	-	130,000
Unfunded	SS14-001	PEPPER AVENUE Street Improvements between Randall Avenue and Mill Street	3	-	-	-	-	-	-	72,500
Unfunded	SS14-002	PEPPER AVENUE Street Widening and Improvements between Rialto Avenue and 2nd Street	6	-	-	-	-	-	-	300,000
Unfunded	SS14-003	PEPPER AVENUE Street Widening and Improvements between Foothill Blvd and 9th Street	6	-	-	-	-	-	-	210,000
Unfunded	SS14-004	EUCALYPTUS AVENUE Pavement Rehabilitation from Randall Avenue to Mill Street	3	-	-	-	-	-	-	120,000
Unfunded	SS14-012	MILL STREET Pavement Rehabilitation between Eucalyptus Avenue to Pepper Avenue	6	-	-	-	147,900	-	-	147,900
Unfunded	SS14-021	"H" STREET Pavement Rehabilitation between 48th Street to Northpark Blvd	4	-	135,000	-	-	-	-	135,000
Unfunded	SS14-031	"F" STREET Pavement Rehabilitation between Sequoia Street to Hill Drive	4,5	-	-	-	61,500	-	-	61,500
Unfunded	SS14-034	PUMALO STREET Pavement Rehabilitation between Golden Avenue to Date Place	7	-	176,400	-	-	-	-	176,400
Unfunded	SS14-036	BROADMOOR BLVD Pavement Rehabilitation between 30th Street to Parkdale Street	7	-	-	-	-	-	-	40,500
Unfunded	SS14-037	GIFFORD AVENUE Pavement Rehabilitation between Hardt Street to Brier Drive	3	-	-	-	38,300	-	-	38,300

# SUMMARY OF PROJECTS BY FUND



FUND	CIP No.	PROJECT	WARD	FY 2016-17 PROPOSED	FY 2017-18 PROJECTED	FY 2018-19 PROJECTED	FY 2019-20 PROJECTED	FY 2020-21 PROJECTED	FUTURE YEARS	ESTIMATED PROJECT TOTAL
Unfunded	SS14-039	HUNTS LANE Pavement Rehabilitation between Harwick Drive to Commercial Drive	3	-	180,000	-	-	-	-	180,000
Unfunded	SS14-042	RIALTO AVE Pavement Rehabilitation between Meridian Avenue to Pennsylvania Avenue	3,6	-	-	-	-	566,800	-	566,800
Unfunded	SS15-010	SIERRA WAY Pavement Rehabilitation between Highland Avenue to 28th Street	7	-	-	-	140,500	-	-	140,500
Unfunded	SS15-023	ARDEN AVENUE Pavement Rehabilitation between Pacific Avenue to 20th Street	7	-	-	-	173,400	-	-	173,400
Unfunded	SS15-025	ARROWHEAD AVENUE Pavement Rehabilitation between 5th Street to 7th Street	1	-	136,700	-	-	-	-	136,700
Unfunded	SS15-026	BASELINE STREET Pavement Rehabilitation between "H" Street to "E" Street	2	-	270,300	-	-	-	-	270,300
Unfunded	SS15-027	CENTRAL AVENUE Pavement Rehabilitation between Pacific Street to SR210 (State Route	4	-	78,400	-	-	-	-	78,400
Unfunded	SS15-028	PACIFIC STREET Pavement Rehabilitation between City Limits (Olive) and Central Avenue	4	-	18,200	-	-	-	-	18,200
Unfunded	SS15-029	CENTRAL AVENUE Pavement Rehabilitation between SR210 (State Route 210) to Highland	4	-	91,700	-	-	-	-	91,700
Unfunded	SS15-030	GRAND AVENUE Pavement Rehabilitation between College Avenue to Varsity Avenue	5	-	41,700	-	-	-	-	41,700
Unfunded	SS15-031	WESTERN AVENUE Pavement Rehabilitation between Kendall Drive to 48th Street	5	-	141,200	-	-	-	-	141,200
Unfunded	SS15-032	CALIFORNIA STREET Pavement Rehabilitation between 30th Street to Cajon Blvd	6	-	170,400	-	-	-	-	170,400
Unfunded	SS15-033	WATERMAN AVENUE Pavement Rehabilitation between Vanderbilt Way to Dumas Street	1,3	-	-	435,400	-	-	-	435,400
Unfunded	SS15-034	ARROWHEAD AVENUE Pavement Rehabilitation between 9th Street to Baseline Street	2	-	-	166,000	-	-	-	166,000
Unfunded	SS15-035	PIEDMONT DRIVE Pavement Rehabilitation between Palm Avenue to Piedmont Avenue	4	-	-	103,700	-	-	-	103,700
Unfunded	SS15-036	LITTLE LEAGUE DRIVE Pavement Rehabilitation between Meyers Road to end of street (north of Ohio Avenue)	5	-	-	146,200	-	-	-	146,200
Unfunded	SS15-037	BAILEY AVENUE Pavement Rehabilitation between Kendall Drive to Gray Pine Court	5	-	-	73,900	-	-	-	73,900
Unfunded	SS15-038	CAJON BLVD Pavement Rehabilitation between Institution Road and City Limits (Shelter way)	6	-	-	119,600	-	-	-	119,600
Unfunded	SS15-039	17TH STREET Pavement Rehabilitation between Medical Center Drive to Western Avenue	6	-	-	79,400	-	-	-	79,400
Unfunded	SS15-040	PUMALO STREET Pavement Rehabilitation between Del Rosa Avenue to Date Place	7	-	-	101,100	-	-	-	101,100
Unfunded	SS15-041	34TH STREET Pavement Rehabilitation between Mountain View Avenue to Sierra Way	7	-	-	57,100	-	-	-	57,100
Unfunded	SS15-042	BASELINE STREET Pavement Rehabilitation between "K" Street to I-215 Freeway	1	-	-	-	133,900	-	-	133,900
Unfunded	SS15-043	ARROWHEAD AVENUE Pavement Rehabilitation between 16th Street to Highland Avenue	2	-	-	-	218,100	-	-	218,100
Unfunded	SS15-044	SEPULVEDA AVENUE Pavement Rehabilitation between 40th Street to Sierra Way	4	-	-	-	145,600	-	-	145,600
Unfunded	SS15-045	LYNWOOD DRIVE Pavement Rehabilitation between City Limits (Merito) to Sterling Avenue	4	-	-	-	82,700	-	-	82,700
Unfunded	SS15-046	33RD STREET Pavement Rehabilitation between "H" Street to "E" Street	5	-	-	-	101,900	-	-	101,900
Unfunded	SS15-047	UNIVERSITY PARKWAY Pavement Rehabilitation between Hallmark Parkway to I-215 Freeway	6	-	-	-	69,500	-	-	69,500
Unfunded	SS16-001	ARROWHEAD AVENUE Pavement Rehabilitation between Baseline Street to 16th Street	2	-	-	-	-	212,600	-	212,600
Unfunded	SS16-002	5TH STREET Pavement Rehabilitation between Lankershim Avenue to Leslie Street	1	-	-	-	-	673,361	-	673,361
Unfunded	SS16-003	"K" STREET Pavement Rehabilitation between Baseline Street to 14th Street	1	-	-	-	-	67,100	-	67,100
Unfunded	SS16-004	CRESTVIEW AVENUE Pavement Rehabilitation between Gilbert Street to 18th Street	2	-	-	-	-	91,800	-	91,800
Unfunded	SS16-005	MIRA MONTE DRIVE Pavement Rehabilitation between Oakwood Drive to 30th Street	2	-	-	-	-	71,000	-	71,000
Unfunded	SS16-006	WATERMAN AVENUE Pavement Rehabilitation between Washington Street to Weir Road	3	-	-	-	-	82,000	-	82,000
Unfunded	SS16-007	S. CAMINO REAL Pavement Rehabilitation between Fairway Drive to Auto Center Drive	3	-	-	-	-	80,000	-	80,000
Unfunded	SS16-009	RIALTO AVENUE Pavement Rehabilitation between Muscott Street to Mt. Vernon Avenue	3	-	-	-	-	-	-	160,000
Unfunded	SS16-010	FOOTHILL DRIVE Pavement Rehabilitation between Del Rosa Avenue to Sterling Avenue	4	-	-	-	-	393,100	-	393,100
Unfunded	SS16-011	STERLING AVENUE Pavement Rehabilitation between Lynwood Drive to Marshall Blvd	4	-	-	-	-	99,000	-	99,000
Unfunded	SS16-012	MAYFIELD AVENUE Pavement Rehabilitation between Northpark Blvd and 59th Street	4	-	-	-	-	401,500	-	401,500
Unfunded	SS16-013	MARSHALL BLVD Pavement Rehabilitation between Arden Avenue to Belvedere Street	4	-	-	-	-	1,010,000	-	1,010,000
Unfunded	SS16-014	39TH STREET Pavement Rehabilitation between Modesto Drive to Del Rosa Avenue	4	-	-	-	-	121,500	-	121,500
Unfunded	SS16-015	CAMILLIA DRIVE Pavement Rehabilitation between Yucca Drive to Ralston Avenue	4	-	-	-	-	83,500	-	83,500
Unfunded	SS16-016	DEL ROSA AVENUE Pavement Rehabilitations between SR-210 to Date Street	7	-	-	-	-	24,000	-	24,000
Unfunded	SS16-017	CAJON BLVD Pavement Rehabilitation between Devils Creek Channel to Palm Avenue	6	-	-	-	-	543,361	-	3,543,361
Unfunded	SS16-018	HIGHLAND AVENUE Pavement Rehabilitation between "G" Street to "E" Street	7	-	-	-	-	271,500	-	271,500
Unfunded	SS16-019	VALENCIA AVENUE Pavement Rehabilitation between Highland Avenue to 29th Street	7	-	-	-	-	288,500	-	288,500
Unfunded	SS17-003	INLAND CENTER DRIVE Pavement Rehabilitation between "G" Street to Adell Street	3	-	400,000	-	-	-	-	400,000
Unfunded	SW04-013	Lincoln Avenue Sewer Main Study	6	-	-	-	118,800	-	-	118,800
Unfunded	SW08-003	17th Street & "H" Street Sewer Main Replacement from "I" Street to 13th Street	2,6	-	-	-	-	-	-	1,000,900

# SUMMARY OF PROJECTS BY FUND



FUND	CIP No.	PROJECT	WARD	FY 2016-17 PROPOSED	FY 2017-18 PROJECTED	FY 2018-19 PROJECTED	FY 2019-20 PROJECTED	FY 2020-21 PROJECTED	FUTURE YEARS	ESTIMATED PROJECT TOTAL
Unfunded	SW08-004	16th Street / Perris Street / Evans Street Sewer Main Replacement	1,6	-	-	-	965,000	-	-	965,000
Unfunded	SW08-009	Cajon Boulevard Sewer Main Replacement from University Parkway to Fern Street 13th Street & "G" Street Sewer Main Replacement from "H" Street to "G" Street & from 13th Street to 10th Street (Design Only)	6	-	86,000	-	-	-	-	86,000
Unfunded	SW08-011	"E" Street Sewer Replacement from Athol Street to Rialto Avenue	2	-	-	-	1,080,000	-	-	1,080,000
Unfunded	SW08-013	"G" Street Sewer Replacement from 9th Street to 4th Street	1,3	-	-	-	-	-	-	475,000
Unfunded	SW08-014	Court Street @ Sierra Way Sewer Main Replacement (Design Only)	1	-	-	-	-	-	-	1,500,000
Unfunded	SW09-002	9th Street Sewer Main Study from Sierra Way to Waterman Avenue	1	-	20,000	-	-	-	-	20,000
Unfunded	SW10-002	Gilbert Street at Crestview Avenue Sewer Line Study	1	-	20,000	-	-	-	-	20,000
Unfunded	SW10-003	13th Street Sewer Line Relocation Study between Base Line St & Spruce Alley	2	-	-	20,000	-	-	-	20,000
Unfunded	SW10-004	Blackstone Street Sewer Line Study	1	-	-	-	-	-	-	760,000
Unfunded	SW10-005	Huff Street Sewer Realignment Study	6	-	-	-	20,000	-	-	20,000
Unfunded	SW10-006	Rialto Avenue Sewer Replacement Study from "K" Street to "H" Street	3	-	-	20,000	-	-	-	20,000
Unfunded	SW10-007	28th Street & Waterman Avenue Sewer Line Study	1,3	-	20,000	-	-	-	-	20,000
Unfunded	SW10-009	Olive Street Sewer Line Study	7	-	20,000	-	-	-	-	20,000
Unfunded	SW10-010	17th Street Alley's Sewer Study	1	-	-	20,000	-	-	-	20,000
Unfunded	SW10-011	Waterman Avenue & Twin Creek Bridge Sewer Line Study	2	-	20,000	-	-	-	-	20,000
Unfunded	SW10-012	Sewer Master Plan	1	-	20,000	-	-	-	-	20,000
Unfunded	SW10-014	Wet Weather Flow Monitoring	ALL	-	-	-	-	-	-	800,000
Unfunded	SW11-001	Sewer Repair in "H" Street & Adjacent Sewer Mains (Design Only)	ALL	-	-	-	-	-	-	200,000
Unfunded	SW11-002	Sewer Replacement Arrowhead Ave at Warm Creek	2	-	-	-	-	-	-	185,000
Unfunded	SW15-001	Traffic Calming Projects	1	-	-	-	-	-	-	30,000
Unfunded	TC - C	Orange Show Lane & "E" Street Traffic Signals (Design Only)	ALL	-	25,000	25,000	25,000	25,000	-	100,000
Unfunded	TC04-037	Palm Avenue & Belmont Avenue Traffic Signal (Design Only)	3	-	-	-	-	-	-	20,000
Unfunded	TC04-044	Lynwood Drive and Sterling Avenue Traffic Signal (Design Only)	5	-	-	-	-	-	-	200,000
Unfunded	TC04-049	Del Rosa Avenue: Widen to provide 2 Left-Turn Lanes at SR-30 (210)	4	-	-	-	-	-	-	200,000
Unfunded	TC04-050	13th Street & Mt. View Avenue Traffic Signal (Design Only)	4,7	-	-	-	-	-	-	340,000
Unfunded	TC05-003	Arrowhead Ave & Orange Show Lane Traffic Signal	2	-	-	-	-	-	-	135,000
Unfunded	TC06-002	Palm Ave & Industrial Pkwy Traffic Signal (Design Only)	3	-	-	-	-	-	-	200,000
Unfunded	TC06-003	9th Street & Mt. Vernon Avenue Traffic Signal Upgrade	6	-	-	-	-	-	-	200,000
Unfunded	TC07-006	Campus Pkwy and Northpark Blvd Traffic Signal	1,6	-	-	-	-	-	-	50,000
Unfunded	TC07-011	Little Mountain Dr. and 30th Street Traffic Signal	5	-	-	-	-	-	-	200,000
Unfunded	TC07-012	"H" Street and Marshall Blvd Traffic Signal	5	-	-	-	-	-	-	250,000
Unfunded	TC07-019	Mountain View Ave & Marshall Blvd Traffic Signal	5	-	-	-	-	-	-	200,000
Unfunded	TC07-020	Lena Rd & Orange Show Rd Traffic Signal	7	-	-	-	-	-	-	200,000
Unfunded	TC07-021	Lena Rd and Rialto Ave Traffic Signal	1	-	-	-	-	-	-	200,000
Unfunded	TC07-023	Lena Rd and 3rd Street Traffic Signal	1	-	-	-	-	-	-	200,000
Unfunded	TC07-024	Del Rosa Ave and Marshall Blvd Traffic Signal	1	-	-	-	-	-	-	200,000
Unfunded	TC07-025	Del Rosa Ave and 6th Street Traffic Signal	4,7	-	-	-	-	-	-	200,000
Unfunded	TC07-026	Sterling Ave and Marshall Blvd Traffic Signal	1	-	-	-	-	-	-	150,000
Unfunded	TC07-027	Mt. View Ave and Central Ave (Palm Meadows Dr.) Traffic Signal	4	-	-	-	-	-	-	200,000
Unfunded	TC07-029	Mt. View Ave and I-10 Westbound Ramp Traffic Signal	1	-	-	-	-	-	-	200,000
Unfunded	TC07-030	Rancho Ave & Mill St Traffic Signal Upgrade (Design Only)	3	-	-	-	-	-	-	200,000
Unfunded	TC08-005	Tippecanoe Ave & Orange Show Rd (San Bernardino Ave) -Addition of Turn Lanes	3	-	-	-	-	-	-	100,000
Unfunded	TC08-007	Waterman Ave & Orange Show Rd - Addition of Turn Lanes	3	-	-	-	-	-	-	87,600
Unfunded	TC08-008	East Campus Circle & University Hills Access Road	1,3	-	-	-	-	-	-	57,600
Unfunded	TC09-002	Extension of Class I & II Inland Center Bike Path	5	-	-	-	-	-	-	200,000
Unfunded	TC09-005	Pepper Avenue and Etiwanda Ave Traffic Signal Co-Op with the City of Rialto	3	-	-	-	-	-	-	50,000
Unfunded	TC13-001	TDA Article 3 (Bike Lane) "G" Street & Rialto Avenue	6	-	-	-	-	-	-	50,000
Unfunded	TC13-002		3	-	-	-	-	-	-	-

# SUMMARY OF PROJECTS BY FUND



FUND	CIP No.	PROJECT	WARD	FY 2016-17 PROPOSED	FY 2017-18 PROJECTED	FY 2018-19 PROJECTED	FY 2019-20 PROJECTED	FY 2020-21 PROJECTED	FUTURE YEARS	ESTIMATED PROJECT TOTAL
Unfunded	TC16-003	16th Street and California Ave Traffic Signal	6	-	-	-	-	-	-	260,000
Unfunded	TC16-004	Rialto Ave and Macy Street 3 way Traffic Signal	3	-	-	-	-	-	-	200,000
Unfunded	TC17-002	TS State Street and College	5	-	-	-	-	-	-	250,000
Unfunded	(blank)	General City Building Maintenance Yearly Cost	ALL	-	-	-	-	-	-	-
Unfunded	(blank)	Park Improvements yearly maintenance estimated for 567 Acres	ALL	-	5,668	5,668	5,668	5,668	-	306,082
Unfunded	(blank)	Sewer Pump Stations yearly cost estimated for 12 locations	ALL	-	168,000	168,000	168,000	168,000	-	4,872,000
Unfunded	TBD	Animal Control Shelter	TBD	-	-	9,000,000	-	-	-	9,000,000
Unfunded	TBD	Archiving Element	TBD	-	257,800	370,563	370,563	370,562	-	1,740,050
Unfunded	TBD	CAD/RMS/Mobile System replacement	TBD	-	-	-	-	-	-	500,000
Unfunded	TBD	City Wide Radio System	TBD	-	-	-	-	-	-	4,134,838
Unfunded	TBD	Credit/Debit Card Acceptance for Overdue Fees	TBD	-	10,000	-	-	-	-	10,000
Unfunded	TBD	E Street Corridor	TBD	-	-	150,000	-	-	-	150,000
Unfunded	TBD	Feasibility Study for Eastside Branch	TBD	-	10,000	-	-	-	-	10,000
Unfunded	TBD	Feldheim Misc Equipment/Furniture Replacement	TBD	-	-	-	50,000	25,000	-	100,000
Unfunded	TBD	Feldheim Misc Repairs	TBD	-	-	200,000	200,000	100,000	-	500,000
Unfunded	TBD	Feldheim Security Cameras	TBD	-	45,000	-	-	-	-	45,000
Unfunded	TBD	Fencing, Backstop, Netting repair at Baseball Fields	TBD	-	120,000	120,000	120,000	120,000	-	600,000
Unfunded	TBD	General Plan Update	TBD	-	-	-	500,000	500,000	-	1,500,000
Unfunded	TBD	Housing Element	TBD	-	-	-	-	37,500	-	75,000
Unfunded	TBD	Indoor Firing Range	TBD	-	1,500,000	-	-	-	-	1,500,000
Unfunded	TBD	Industrial Warehouse Overlay Zone	TBD	-	-	-	75,000	-	-	75,000
Unfunded	TBD	Park Restroom Restoration	TBD	-	97,500	97,500	97,500	97,500	-	487,500
Unfunded	TBD	Park Restroom Upgrades	TBD	-	150,000	150,000	150,000	150,000	-	750,000
Unfunded	TBD	Pool filtration equipment replacement	TBD	-	180,000	180,000	150,000	-	-	510,000
Unfunded	TBD	Pool Replastering	TBD	-	220,000	160,000	140,000	-	-	520,000
Unfunded	TBD	Public Library Broadband Consortium	TBD	-	-	100,000	100,000	100,000	-	400,000
Unfunded	TBD	Renovation of Jerry Lewis Swim Center	TBD	-	150,000	110,000	110,000	110,000	-	590,000
Unfunded	TBD	Replacement Police Vehicles	TBD	-	-	1,250,000	1,250,000	1,500,000	-	5,500,000
Unfunded	TBD	Reroof Parks Concession Bldgs	TBD	-	60,000	60,000	60,000	60,000	-	300,000
Unfunded	TBD	Resurface/Level Ballfields	TBD	-	75,000	75,000	60,000	60,000	-	330,000
Unfunded	TBD	Software Upgrade	TBD	-	-	1,750,000	250,000	250,000	-	2,500,000
Unfunded	TBD	Solar Carports	TBD	-	-	150,000	150,000	150,000	-	600,000
Unfunded	TBD	Splash Pad Conversions	TBD	-	160,000	160,000	80,000	-	-	400,000
Unfunded	TBD	Turf Replacement @ Nunez Soccer Complex	TBD	-	-	650,000	-	-	-	650,000
Unfunded	TBD	Vehicle Replacement	TBD	-	120,000	120,000	120,000	120,000	-	600,000
<b>Unfunded Total</b>				-	<b>5,970,768</b>	<b>16,904,131</b>	<b>8,788,831</b>	<b>10,510,652</b>	-	<b>80,594,237</b>
Verdemont Capital Project	PR04-028	Verdemont Community Center at Al Guhin Park	5	263,000	-	-	-	-	-	263,000
<b>Verdemont Capital Project Total</b>				<b>263,000</b>	-	-	-	-	-	<b>263,000</b>
<b>Grand Total</b>				<b>20,303,027</b>	<b>32,222,573</b>	<b>38,651,199</b>	<b>18,242,558</b>	<b>26,356,397</b>	<b>4,545,100</b>	<b>178,740,710</b>

CIP Project Detail Sheets



**CITY OF SAN BERNARDINO  
CAPITAL IMPROVEMENT PROGRAM  
GENERAL BUILDINGS**

**CIP No. : GB04-007**

**City Yard Phased Pavement Replacement, NPDES Compliance and Fuel Island Upgrade.**

**WARD : 1**

**WORK ORDER : 7476**

**DEPARTMENT : PW/O&M**

**PROJECT DESCRIPTION:**

City Yard Pavement Rehabilitation and NPDES Compliance: The entire yard area needs to be resurfaced. Funding limitations will require the project to be phased.

**COMMENTS:**

This project will remove and replace failed pavement at the City Yard facility. Drainage will also be improved to comply with NPDES requirements.

Activities include:

- Removal and replacement of failed cross gutter and pavement sections.
- Rehabilitation of pavement and re-grade to improve area drainage.

In FY16/17 Staff will solicit contractors to start the necessary repairs.

This project will not increase the maintenance for Public Works

<b>Funding Source</b>	<b>Account No.</b>	<b>TOTAL COST</b>	<b>Est. Prior Exp.</b>	<b>Previous CIP Carryover</b>	<b>2016-2017</b>	<b>2017-2018</b>	<b>2018-2019</b>	<b>2019-2020</b>	<b>2020-2021</b>	<b>Beyond 5yrs</b>
Fleet	635-160-5504	\$5,000,000.00	\$0.00	\$0.00	\$300,000.00	\$1,200,000.00	\$500,000.00	\$500,000.00	\$500,000.00	\$2,000,000.00
<b>TOTALS</b>		<b>\$5,000,000.00</b>	<b>\$0.00</b>	<b>\$0.00</b>	<b>\$300,000.00</b>	<b>\$1,200,000.00</b>	<b>\$500,000.00</b>	<b>\$500,000.00</b>	<b>\$500,000.00</b>	<b>\$2,000,000.00</b>

**CITY OF SAN BERNARDINO  
CAPITAL IMPROVEMENT PROGRAM  
GENERAL BUILDINGS**

**CIP No. : GB16-008**

**Feldheim Library Roof Replacement**

**WARD : 1**

**WORK ORDER :**

**DEPARTMENT : PW/FAC**

**PROJECT DESCRIPTION:**

Replace existing roof at the Feldheim Library

**COMMENTS:**

The existing roof and skylight are leaking and need to be replaced. The project was recently awarded.

In FY 16/17 the construction will start and be completed.

This project will not increase the maintenance for Public Works.

<b>Funding Source</b>	<b>Account No.</b>	<b>TOTAL COST</b>	<b>Est. Prior Exp.</b>	<b>Previous CIP Carryover</b>	<b>2016-2017</b>	<b>2017-2018</b>	<b>2018-2019</b>	<b>2019-2020</b>	<b>2020-2021</b>	<b>Beyond 5yrs</b>
CDBG - Community Development										
Block Grant	119-160-5504	\$650,000.00	\$0.00	\$0.00	\$650,000.00	\$0.00	\$0.00	\$0.00	\$0.00	\$0.00
<b>TOTALS</b>		<b>\$650,000.00</b>	<b>\$0.00</b>	<b>\$0.00</b>	<b>\$650,000.00</b>	<b>\$0.00</b>	<b>\$0.00</b>	<b>\$0.00</b>	<b>\$0.00</b>	<b>\$0.00</b>



**CITY OF SAN BERNARDINO  
CAPITAL IMPROVEMENT PROGRAM  
GENERAL BUILDINGS**

**CIP No. : GB16-010**

**Rowe Library Roof Replacement**

**WARD : 7**  
**WORK ORDER :**                      **DEPARTMENT : PW/FAC**

**PROJECT DESCRIPTION:**  
Replace existing roof at the Rowe Library

**COMMENTS:**  
The existing roof is leaking and needs to be replaced.

In FY 16/17 staff will prepare bid documents and advertise construction for bids to replace the roof.

This project will not increase the maintenance for Public Works.

Funding Source	Account No.	TOTAL COST	Est. Prior Exp.	Previous CIP Carryover	2016-2017	2017-2018	2018-2019	2019-2020	2020-2021	Beyond 5yrs
CDBG - Community Development										
Block Grant	119-160-5504	\$250,000.00	\$0.00	\$0.00	\$0.00	\$250,000.00	\$0.00	\$0.00	\$0.00	\$0.00
<b>TOTALS</b>		<b>\$250,000.00</b>	<b>\$0.00</b>	<b>\$0.00</b>	<b>\$0.00</b>	<b>\$250,000.00</b>	<b>\$0.00</b>	<b>\$0.00</b>	<b>\$0.00</b>	<b>\$0.00</b>

**CITY OF SAN BERNARDINO  
CAPITAL IMPROVEMENT PROGRAM  
GENERAL BUILDINGS**

**CIP No. : GB17-001**

**Waterman Landfill Site - NPDES Compliance**

**WARD : 3**

**WORK ORDER :**

**DEPARTMENT : PW**

**PROJECT DESCRIPTION:**

NPDES Compliance for the Waterman Landfill

**COMMENTS:**

This project will be a full site investigation and evaluation which may lead to installing Headers laterals, upgrading of all existing wells, installing shallow well vacuums, installation of condensate collections system, backup generators, concrete damage, asphalt on site and installation of meteorological system.

In FY 16/17 Public Works will initiate the process to obtain a consultant and start the remediation items identified with the investigation/evaluation report.

This project will increase the maintenance for Public Works.

<b>Funding Source</b>	<b>Account No.</b>	<b>TOTAL COST</b>	<b>Est. Prior Exp.</b>	<b>Previous CIP Carryover</b>	<b>2016-2017</b>	<b>2017-2018</b>	<b>2018-2019</b>	<b>2019-2020</b>	<b>2020-2021</b>	<b>Beyond 5yrs</b>
Integrated Waste Management Fund	527-160-5504	\$7,000,000.00	\$0.00	\$0.00	\$300,000.00	\$3,000,000.00	\$3,700,000.00	\$0.00	\$0.00	\$0.00
<b>TOTALS</b>		<b>\$7,000,000.00</b>	<b>\$0.00</b>	<b>\$0.00</b>	<b>\$300,000.00</b>	<b>\$3,000,000.00</b>	<b>\$3,700,000.00</b>	<b>\$0.00</b>	<b>\$0.00</b>	<b>\$0.00</b>

**CITY OF SAN BERNARDINO  
CAPITAL IMPROVEMENT PROGRAM  
GENERAL BUILDINGS**

**CIP No. : GB17-002**

**UST Closure - Waterman Landfill (Underground Tank Removal)**

**WARD : 3**

**WORK ORDER :**

**DEPARTMENT : PW**

**PROJECT DESCRIPTION:**

Removal of underground storage tank at the Waterman Landfill.

**COMMENTS:**

The Fire Station at 231 - 450 E. Vanderbilt Way has an underground fuel tank on the City's Waterman Landfill site. This project is to remove the underground tank.

In FY 16/17 staff will obtain a contractor to remove the underground tank.

This project will not increase the maintenance for Public Works.

<b>Funding Source</b>	<b>Account No.</b>	<b>TOTAL COST</b>	<b>Est. Prior Exp.</b>	<b>Previous CIP Carryover</b>	<b>2016-2017</b>	<b>2017-2018</b>	<b>2018-2019</b>	<b>2019-2020</b>	<b>2020-2021</b>	<b>Beyond 5yrs</b>
Integrated Waste Management Fund	527-160-5504	\$100,000.00	\$0.00	\$0.00	\$100,000.00	\$0.00	\$0.00	\$0.00	\$0.00	\$0.00
<b>TOTALS</b>		<b>\$100,000.00</b>	<b>\$0.00</b>	<b>\$0.00</b>	<b>\$100,000.00</b>	<b>\$0.00</b>	<b>\$0.00</b>	<b>\$0.00</b>	<b>\$0.00</b>	<b>\$0.00</b>

**CITY OF SAN BERNARDINO  
CAPITAL IMPROVEMENT PROGRAM  
GENERAL BUILDINGS**

**CIP No. : GB17-003**

**AST Closure - Fire Station 223 ( 2121 N. Medical Center Drive)**

**WARD : 6**

**WORK ORDER :**

**DEPARTMENT : PW**

**PROJECT DESCRIPTION:**

Remove the above ground fuel tank at the closed Fire Station 223 (2121 N. Medical Center Drive)

**COMMENTS:**

With the closure of this building the above ground tank needs to be removed. Staff is coordinating with the County Fire Department to replace the removed tank at Station 231 - 450 East Vanderbilt Way with the above ground tank from Station 233.

In FY 16/17 the City will contract out the removal/transportation of the above ground tank.

This project will not increase the maintenance for Public Works.

<b>Funding Source</b>	<b>Account No.</b>	<b>TOTAL COST</b>	<b>Est. Prior Exp.</b>	<b>Previous CIP Carryover</b>	<b>2016-2017</b>	<b>2017-2018</b>	<b>2018-2019</b>	<b>2019-2020</b>	<b>2020-2021</b>	<b>Beyond 5yrs</b>
Integrated Waste Management Fund	527-160-5504	\$50,000.00	\$0.00	\$0.00	\$50,000.00	\$0.00	\$0.00	\$0.00	\$0.00	\$0.00
<b>TOTALS</b>		<b>\$50,000.00</b>	<b>\$0.00</b>	<b>\$0.00</b>	<b>\$50,000.00</b>	<b>\$0.00</b>	<b>\$0.00</b>	<b>\$0.00</b>	<b>\$0.00</b>	<b>\$0.00</b>

**CITY OF SAN BERNARDINO  
CAPITAL IMPROVEMENT PROGRAM  
GENERAL BUILDINGS**

**CIP No. : GB17-004**

**201 Building Remodel (City Hall Annex)**

**WARD : 1**

**WORK ORDER :**

**DEPARTMENT : PW/FAC**

**PROJECT DESCRIPTION:**

The City Hall ( Annex building) at 201 N. "E" Street and Rialto Avenue

**COMMENTS:**

This building ins being remodeled to accommodate office, storage and meet ADA Requirements.

In FY 16/17 staff will obtain a contractor and start the process of remodeling the facility

This project will increase the maintenance for Public Works.

Funding Source	Account No.	TOTAL COST	Est. Prior Exp.	Previous CIP Carryover	2016-2017	2017-2018	2018-2019	2019-2020	2020-2021	Beyond 5yrs
CDBG - Community Development Block Grant	119-160-5504	\$1,600,000.00	\$0.00	\$0.00	\$1,600,000.00	\$0.00	\$0.00	\$0.00	\$0.00	\$0.00
<b>TOTALS</b>		<b>\$1,600,000.00</b>	<b>\$0.00</b>	<b>\$0.00</b>	<b>\$1,600,000.00</b>	<b>\$0.00</b>	<b>\$0.00</b>	<b>\$0.00</b>	<b>\$0.00</b>	<b>\$0.00</b>

**CITY OF SAN BERNARDINO  
CAPITAL IMPROVEMENT PROGRAM  
GENERAL BUILDINGS**

**CIP No. : TBD**

**Baseball Stadium Purchase**

**WARD : ALL**

**WORK ORDER :**

**DEPARTMENT : PW/FAC**

**PROJECT DESCRIPTION:**

Baseball Stadium Purchase

**COMMENTS:**

<b>Funding Source</b>	<b>Account No.</b>	<b>TOTAL COST</b>	<b>Est. Prior Exp.</b>	<b>Previous CIP Carryover</b>	<b>2016-2017</b>	<b>2017-2018</b>	<b>2018-2019</b>	<b>2019-2020</b>	<b>2020-2021</b>	<b>Beyond 5yrs</b>
2010A Bond Proceeds		\$500,000.00	\$0.00	\$0.00	\$250,000.00	\$0.00	\$0.00	\$0.00	\$0.00	\$0.00
<b>TOTALS</b>		<b>\$500,000.00</b>	<b>\$0.00</b>	<b>\$0.00</b>	<b>\$250,000.00</b>	<b>\$0.00</b>	<b>\$0.00</b>	<b>\$0.00</b>	<b>\$0.00</b>	<b>\$0.00</b>

**CITY OF SAN BERNARDINO  
CAPITAL IMPROVEMENT PROGRAM  
GENERAL BUILDINGS**

**CIP No. : TBD**

**Convention Center Roof Repair**

**WARD : ALL**

**WORK ORDER :**

**DEPARTMENT : PW/FAC**

**PROJECT DESCRIPTION:**

Convention Center Roof Repair.

**COMMENTS:**

<b>Funding Source</b>	<b>Account No.</b>	<b>TOTAL COST</b>	<b>Est. Prior Exp.</b>	<b>Previous CIP Carryover</b>	<b>2016-2017</b>	<b>2017-2018</b>	<b>2018-2019</b>	<b>2019-2020</b>	<b>2020-2021</b>	<b>Beyond 5yrs</b>
2010A Bond Proceeds		\$500,000.00	\$0.00	\$0.00	\$500,000.00	\$0.00	\$0.00	\$0.00	\$0.00	\$0.00
<b>TOTALS</b>		<b>\$500,000.00</b>	<b>\$0.00</b>	<b>\$0.00</b>	<b>\$500,000.00</b>	<b>\$0.00</b>	<b>\$0.00</b>	<b>\$0.00</b>	<b>\$0.00</b>	<b>\$0.00</b>

**CITY OF SAN BERNARDINO  
CAPITAL IMPROVEMENT PROGRAM  
PARKS AND RECREATION**

**CIP No. : PR04-028**

**Verdemont Community Center at Al Guhin Park.**

**WARD : 5**

**WORK ORDER : 7743**

**DEPARTMENT : P&R**

**PROJECT DESCRIPTION:**

Design and Engineering Services for a Community Center to serve the North End of the City.

**COMMENTS:**

The City's building official has identified several items that need to be completed prior to the finalization of the project.

In FY 16/17 Public Works will obtain contractors to complete these items.

This project will not increase the maintenance for Parks & Recreation.

<b>Funding Source</b>	<b>Account No.</b>	<b>TOTAL COST</b>	<b>Est. Prior Exp.</b>	<b>Previous CIP Carryover</b>	<b>2016-2017</b>	<b>2017-2018</b>	<b>2018-2019</b>	<b>2019-2020</b>	<b>2020-2021</b>	<b>Beyond 5yrs</b>
Verdemont Capital Projects	208-160-5504	\$263,000.00	\$0.00	\$0.00	\$263,000.00	\$0.00	\$0.00	\$0.00	\$0.00	\$0.00
<b>TOTALS</b>		<b>\$263,000.00</b>	<b>\$0.00</b>	<b>\$0.00</b>	<b>\$263,000.00</b>	<b>\$0.00</b>	<b>\$0.00</b>	<b>\$0.00</b>	<b>\$0.00</b>	<b>\$0.00</b>



**CITY OF SAN BERNARDINO  
CAPITAL IMPROVEMENT PROGRAM  
PARKS AND RECREATION**

**CIP No. : PR09-001**

**Al Guhin Park (Verdemont Park) - Playground Equipment**

**WARD : 5**

**WORK ORDER : 7899**

**DEPARTMENT : P&R**

**PROJECT DESCRIPTION:**

Installation of new Playground Equipment at Al Guhin Park.

**COMMENTS:**

There is currently no playground equipment at Al Guhin Park. The proposed playground equipment will be geared towards children ages 12 and under (a tot lot).

In FY 16/17 staff will work with contractors to purchase and install equipment identified above.

This project will increase the maintenance for Parks & Recreation.

<b>Funding Source</b>	<b>Account No.</b>	<b>TOTAL COST</b>	<b>Est. Prior Exp.</b>	<b>Previous CIP Carryover</b>	<b>2016-2017</b>	<b>2017-2018</b>	<b>2018-2019</b>	<b>2019-2020</b>	<b>2020-2021</b>	<b>Beyond 5yrs</b>
Verdemont Capital Projects	208-160-5504	\$94,700.00	\$0.00	\$0.00	\$94,700.00	\$0.00	\$0.00	\$0.00	\$0.00	\$0.00
<b>TOTALS</b>		<b>\$94,700.00</b>	<b>\$0.00</b>	<b>\$0.00</b>	<b>\$94,700.00</b>	<b>\$0.00</b>	<b>\$0.00</b>	<b>\$0.00</b>	<b>\$0.00</b>	<b>\$0.00</b>

**CITY OF SAN BERNARDINO  
CAPITAL IMPROVEMENT PROGRAM  
PARKS AND RECREATION**

**CIP No. : PR17-001**

**Seccombe Lake Ball Fields - Security Fencing and Restroom Upgrade - CDBG**

**WARD : 1**

**WORK ORDER :**

**DEPARTMENT : P&R**

**PROJECT DESCRIPTION:**

Security Fencing and Restroom Upgrade at Seccombe Lake

**COMMENTS:**

This project will install security fencing and improve restrooms upgrading at the ball fields of Seccombe Lake.

In FY 16/17 staff will work with contractors to construct the above items.

This will not increase maintenance for Parks & Recreation.

<b>Funding Source</b>	<b>Account No.</b>	<b>TOTAL COST</b>	<b>Est. Prior Exp.</b>	<b>Previous CIP Carryover</b>	<b>2016-2017</b>	<b>2017-2018</b>	<b>2018-2019</b>	<b>2019-2020</b>	<b>2020-2021</b>	<b>Beyond 5yrs</b>
CDBG - Community Development Block Grant	119-160-5504	\$500,000.00	\$0.00	\$0.00	\$500,000.00	\$0.00	\$0.00	\$0.00	\$0.00	\$0.00
<b>TOTALS</b>		<b>\$500,000.00</b>	<b>\$0.00</b>	<b>\$0.00</b>	<b>\$500,000.00</b>	<b>\$0.00</b>	<b>\$0.00</b>	<b>\$0.00</b>	<b>\$0.00</b>	<b>\$0.00</b>

**CITY OF SAN BERNARDINO  
CAPITAL IMPROVEMENT PROGRAM  
PARKS AND RECREATION**

**CIP No. : PR17-002**

**Roosevelt Bowl - (Perris Hill Park) Security Fencing and Restroom Upgrade - CDBG**

**WARD : 2**

**WORK ORDER :**

**DEPARTMENT : P&R/PW**

**PROJECT DESCRIPTION:**

Security fencing and restroom upgrades at Roosevelt Bowl

**COMMENTS:**

This project will install security fencing and improve restrooms for the Roosevelt Bowl in the Perris Hill Park.

In FY 16/17 staff will retain contractors to construct the above items.

This Project will not increase the maintenance for Parks & Recreation.

		TOTAL	Est. Prior	Previous CIP	2016-2017	2017-2018	2018-2019	2019-2020	2020-2021	Beyond 5yrs
Funding Source	Account No.	COST	Exp.	Carryover						
CDBG - Community Development Block Grant	119-160-5504	\$250,000.00	\$0.00	\$0.00	\$250,000.00	\$0.00	\$0.00	\$0.00	\$0.00	\$0.00
<b>TOTALS</b>		<b>\$250,000.00</b>	<b>\$0.00</b>	<b>\$0.00</b>	<b>\$250,000.00</b>	<b>\$0.00</b>	<b>\$0.00</b>	<b>\$0.00</b>	<b>\$0.00</b>	<b>\$0.00</b>

**CITY OF SAN BERNARDINO  
CAPITAL IMPROVEMENT PROGRAM  
PARKS AND RECREATION**

**CIP No. : PR17-004**

**San Bernardino Soccer Complex Drop off Lane**

**WARD : 7**

**WORK ORDER :**

**DEPARTMENT : P&R/PW**

**PROJECT DESCRIPTION:**

Install a drop off lane at the San Bernardino Soccer Complex

**COMMENTS:**

This project will install a drop off lane in the soccer complex to help relieve congestion in the parking areas and adjust streets by providing a separate entry for traffic unloading passengers or equipment.

In FY 16/17 staff will design and will advertise the project for construction.

This Project will increase the maintenance for Parks & Recreation.

		<b>TOTAL</b>	<b>Est. Prior</b>	<b>Previous CIP</b>	<b>2016-2017</b>	<b>2017-2018</b>	<b>2018-2019</b>	<b>2019-2020</b>	<b>2020-2021</b>	<b>Beyond 5yrs</b>
<b>Funding Source</b>	<b>Account No.</b>	<b>COST</b>	<b>Exp.</b>	<b>Carryover</b>						
Parkland & Open Space Fund (DIF)	268-160-5504	\$120,000.00	\$0.00	\$0.00	\$120,000.00	\$0.00	\$0.00	\$0.00	\$0.00	\$0.00
<b>TOTALS</b>		<b>\$120,000.00</b>	<b>\$0.00</b>	<b>\$0.00</b>	<b>\$120,000.00</b>	<b>\$0.00</b>	<b>\$0.00</b>	<b>\$0.00</b>	<b>\$0.00</b>	<b>\$0.00</b>

**CITY OF SAN BERNARDINO  
CAPITAL IMPROVEMENT PROGRAM  
STORM DRAINS**

**CIP No. : SD- A**

**Cross Gutters and Drainage Inlet Repairs**

**WARD : ALL**

**WORK ORDER : 7167**

**DEPARTMENT : PW/ENG**

**PROJECT DESCRIPTION:**

Upgrade Cross Gutters and Drainage Inlets at Various Locations.

**COMMENTS:**

This is an annual program for upgrading cross gutters and drainage inlets.

There are many existing cross gutters and storm drain inlets that require improvement due to traffic damage, tree roots, deterioration due to age, and failure of the sub grade.

This fund allows City forces or contractors to repair and replace cross gutters and drainage inlets.

In FY 16/17 city staff will be hiring a contractor to fix identified locations.

This project will not increase the maintenance for Public Works.

<b>Funding Source</b>	<b>Account No.</b>	<b>TOTAL COST</b>	<b>Est. Prior Exp.</b>	<b>Previous CIP Carryover</b>	<b>2016-2017</b>	<b>2017-2018</b>	<b>2018-2019</b>	<b>2019-2020</b>	<b>2020-2021</b>	<b>Beyond 5yrs</b>
Gas Tax (HUTA) Fund	126-160-5504			\$0.00	\$75,000.00	\$150,000.00	\$150,000.00	\$150,000.00	\$150,000.00	\$0.00
<b>TOTALS</b>				<b>\$0.00</b>	<b>\$75,000.00</b>	<b>\$150,000.00</b>	<b>\$150,000.00</b>	<b>\$150,000.00</b>	<b>\$150,000.00</b>	<b>\$0.00</b>

**CITY OF SAN BERNARDINO  
CAPITAL IMPROVEMENT PROGRAM  
STORM DRAINS**

**CIP No. : SD- B**

**Miscellaneous Drainage System Repairs**

**WARD : ALL**

**WORK ORDER : 7166**

**DEPARTMENT : PW/ENG**

**PROJECT DESCRIPTION:**

Repair Failed Box Culverts at Various Locations.

Locations not yet identified.

**COMMENTS:**

This is an annual program for box culvert improvements.

A box culvert is a storm drain facility (rectangular in cross-section) used to convey storm water to prevent flooding of street intersections, private and public property.

In FY 16/17 City Staff will work with contractors to clean and repair damages culverts.

This project will not increase the maintenance for Public Works.

Funding Source	Account No.	TOTAL COST	Est. Prior Exp.	Previous CIP Carryover	2016-2017	2017-2018	2018-2019	2019-2020	2020-2021	Beyond 5yrs
Gas Tax (HUTA) Fund	126-160-5504			\$0.00	\$75,000.00	\$150,000.00	\$150,000.00	\$150,000.00	\$150,000.00	\$0.00
<b>TOTALS</b>				<b>\$0.00</b>	<b>\$75,000.00</b>	<b>\$150,000.00</b>	<b>\$150,000.00</b>	<b>\$150,000.00</b>	<b>\$150,000.00</b>	<b>\$0.00</b>

**CITY OF SAN BERNARDINO  
CAPITAL IMPROVEMENT PROGRAM  
STORM DRAINS**

**CIP No. : SD- C**

**Storm Drains and Debris Basins**

**WARD : ALL**

**WORK ORDER : 7574**

**DEPARTMENT : PW/O&M**

**PROJECT DESCRIPTION:**

Cleaning Storm Drains and Debris Basins.

Locations not yet identified.

**COMMENTS:**

Periodic cleaning of storm drains has become necessary in order to comply with National Pollutant Discharge Elimination System (NPDES) requirements as well as to ensure proper drainage.

This project all provides a funding source for additional basin cleaning.

In FY 16/17 staff will retain contractors to clean and repair storm drains to comply with NDPEs requirements.

This project will not increase maintenance for Public Works.

<b>Funding Source</b>	<b>Account No.</b>	<b>TOTAL COST</b>	<b>Est. Prior Exp.</b>	<b>Previous CIP Carryover</b>	<b>2016-2017</b>	<b>2017-2018</b>	<b>2018-2019</b>	<b>2019-2020</b>	<b>2020-2021</b>	<b>Beyond 5yrs</b>
Storm Drain Construction Fund	248-160-5504			\$0.00	\$50,000.00	\$50,000.00	\$50,000.00	\$50,000.00	\$50,000.00	\$0.00
<b>TOTALS</b>				<b>\$0.00</b>	<b>\$50,000.00</b>	<b>\$50,000.00</b>	<b>\$50,000.00</b>	<b>\$50,000.00</b>	<b>\$50,000.00</b>	<b>\$0.00</b>

**CITY OF SAN BERNARDINO  
CAPITAL IMPROVEMENT PROGRAM  
STORM DRAINS**

**CIP No. : SD- D**

**Channel Repairs**

**WARD : ALL**

**WORK ORDER : 7709**

**DEPARTMENT : PW/O&M**

**PROJECT DESCRIPTION:**

Cleaning of Channels at Various Locations.

Locations not yet identified.

**COMMENTS:**

Periodic cleaning of storm channels has become necessary in order to comply with National Pollutant Discharge Elimination System (NPDES) and the City’s MS4 Permit requirements.

Maintaining these channels prior to storm warnings will eliminate or reduce potential overflow that could cause damage to property as well as providing protection for our lines.

In FY 16/17 staff will retain contractors to clean and repair damaged channels.

This project will not increase the maintenance for Public Works.

<b>Funding Source</b>	<b>Account No.</b>	<b>TOTAL COST</b>	<b>Est. Prior Exp.</b>	<b>Previous CIP Carryover</b>	<b>2016-2017</b>	<b>2017-2018</b>	<b>2018-2019</b>	<b>2019-2020</b>	<b>2020-2021</b>	<b>Beyond 5yrs</b>
Storm Drain Construction Fund	248-160-5504			\$0.00	\$50,000.00	\$50,000.00	\$50,000.00	\$50,000.00	\$50,000.00	\$0.00
<b>TOTALS</b>				<b>\$0.00</b>	<b>\$50,000.00</b>	<b>\$50,000.00</b>	<b>\$50,000.00</b>	<b>\$50,000.00</b>	<b>\$50,000.00</b>	<b>\$0.00</b>



**CITY OF SAN BERNARDINO  
CAPITAL IMPROVEMENT PROGRAM  
STORM DRAINS**

**CIP No. : SD- E**

**Storm Drain C.I.P. Administration**

**WARD : ALL**

**WORK ORDER : 7853**

**DEPARTMENT : PW/ENG**

**PROJECT DESCRIPTION:**

Administer the C.I.P. Storm Drain projects.

**COMMENTS:**

This provides funding for staff time related to administration and project management of C.I.P. Storm Drain projects.

This project will not increase the maintenance of Public Works.

<b>Funding Source</b>	<b>Account No.</b>	<b>TOTAL COST</b>	<b>Est. Prior Exp.</b>	<b>Previous CIP Carryover</b>	<b>2016-2017</b>	<b>2017-2018</b>	<b>2018-2019</b>	<b>2019-2020</b>	<b>2020-2021</b>	<b>Beyond 5yrs</b>
Storm Drain Construction Fund	248-160-5504			\$0.00	\$15,000.00	\$15,000.00	\$15,000.00	\$15,000.00	\$15,000.00	\$0.00
<b>TOTALS</b>				<b>\$0.00</b>	<b>\$15,000.00</b>	<b>\$15,000.00</b>	<b>\$15,000.00</b>	<b>\$15,000.00</b>	<b>\$15,000.00</b>	<b>\$0.00</b>

**CITY OF SAN BERNARDINO  
CAPITAL IMPROVEMENT PROGRAM  
STORM DRAINS**

**CIP No. : SD04-004**

**Mountain Ave Storm Drain: Replace Storm Drain between 39th Street & 40th Street**

**WARD : 4**

**WORK ORDER : 7206**

**DEPARTMENT : PW/ENG**

**PROJECT DESCRIPTION:**

Remove and replace existing 30" corrugated metal pipe (CMP) on Mountain Avenue between 39th Street and 40th Street.

**COMMENTS:**

The existing storm drain facilities on Mountain Avenue, between 39th Street and 40th Street, consist of a 54-inch reinforced concrete pipe (RCP), a 2 ft. X 3 ft. rock-lined channel, a 30-inch CMP and an asphalt concrete trapezoidal channel. CMP is failing and this results in storm water is undermining the roadway on Mountain Avenue.

This project will be done in conjunction with the street-rehabilitation projects (SS04-018) and (SS14-009).

Approximately three years ago the city rewarded and rejected bids for this project due to high costs over the engineer's estimate. Staff will be advertising for bids FY 16/17 year.

This project will not increase the maintenance for Public Works.

<b>Funding Source</b>	<b>Account No.</b>	<b>TOTAL COST</b>	<b>Est. Prior Exp.</b>	<b>Previous CIP Carryover</b>	<b>2016-2017</b>	<b>2017-2018</b>	<b>2018-2019</b>	<b>2019-2020</b>	<b>2020-2021</b>	<b>Beyond 5yrs</b>
Storm Drain Construction Fund	248-160-5504	\$503,903.08	\$253,903.08	\$0.00	\$250,000.00	\$0.00	\$0.00	\$0.00	\$0.00	\$0.00
<b>TOTALS</b>		<b>\$503,903.08</b>	<b>\$253,903.08</b>	<b>\$0.00</b>	<b>\$250,000.00</b>	<b>\$0.00</b>	<b>\$0.00</b>	<b>\$0.00</b>	<b>\$0.00</b>	<b>\$0.00</b>

**CITY OF SAN BERNARDINO  
CAPITAL IMPROVEMENT PROGRAM  
STORM DRAINS**

**CIP No. : SD04-024**

**Base Line St at Waterman Ave Storm Drain**

**WARD : 1,2**

**WORK ORDER : 7854**

**DEPARTMENT : PW/ENG**

**PROJECT DESCRIPTION:**

Repair Storm Drain Culvert, crossing Base Line Street at Waterman Avenue.

**COMMENTS:**

Drainage issues at this intersection have prompted the need to repair the existing box culvert.

In FY 16/17 staff will retain a contractor to repair this culvert.

This project will not increase the maintenance for Public Works.

Funding Source	Account No.	TOTAL COST	Est. Prior Exp.	Previous CIP Carryover	2016-2017	2017-2018	2018-2019	2019-2020	2020-2021	Beyond 5yrs
Storm Drain Construction Fund	248-160-5504	\$103,006.64	\$3,106.64	\$0.00	\$99,900.00	\$0.00	\$0.00	\$0.00	\$0.00	\$0.00
<b>TOTALS</b>		<b>\$103,006.64</b>	<b>\$3,106.64</b>	<b>\$0.00</b>	<b>\$99,900.00</b>	<b>\$0.00</b>	<b>\$0.00</b>	<b>\$0.00</b>	<b>\$0.00</b>	<b>\$0.00</b>

**CITY OF SAN BERNARDINO  
CAPITAL IMPROVEMENT PROGRAM  
STORM DRAINS**

**CIP No. : SD05-003**

**Meridian Ave & Poplar St - CSDP Project 3-5, Line F**

**WARD : 3**

**WORK ORDER : 7768**

**DEPARTMENT : PW/ENG**

**PROJECT DESCRIPTION:**

Install Storm Drain on Meridian Avenue from Poplar Street to Flood Control Basin (CSDP 3 – 5, Line F).

**COMMENTS:**

The City has received numerous complaints from residents and from officials at Kelley Elementary School of flooding at the intersection of Meridian Avenue and Poplar Street. The ultimate solution is the installation of an 84-inch storm drain (CSDP 3 – 5, Line F) in Meridian Avenue at an estimated cost of \$2,000,000. As an interim step, Maxwell drain was installed in 2007/08 to prevent ponding from minor runoff.

A consultant was previously retained and the project will be advertised for bids in FY 16/17.

This project will increase maintenance for Public Works.

<b>Funding Source</b>	<b>Account No.</b>	<b>TOTAL COST</b>	<b>Est. Prior Exp.</b>	<b>Previous CIP Carryover</b>	<b>2016-2017</b>	<b>2017-2018</b>	<b>2018-2019</b>	<b>2019-2020</b>	<b>2020-2021</b>	<b>Beyond 5yrs</b>
Storm Drain Construction Fund	248-160-5504	\$625,909.21	\$125,909.21	\$0.00	\$500,000.00	\$0.00	\$0.00	\$0.00	\$0.00	\$0.00
<b>TOTALS</b>		<b>\$625,909.21</b>	<b>\$125,909.21</b>	<b>\$0.00</b>	<b>\$500,000.00</b>	<b>\$0.00</b>	<b>\$0.00</b>	<b>\$0.00</b>	<b>\$0.00</b>	<b>\$0.00</b>

**CITY OF SAN BERNARDINO  
CAPITAL IMPROVEMENT PROGRAM  
STORM DRAINS**

**CIP No. : SD08-003**

**Randall Basin**

**WARD : 3**

**WORK ORDER : 7749**

**DEPARTMENT : PW/ENG**

**PROJECT DESCRIPTION:**

Construct Randall Basin.

**COMMENTS:**

The Comprehensive Storm Drain Plan Line 3-5 identifies Randall Basin, a detention basin on the north side of Randall Avenue, east of Pepper Avenue. The San Bernardino County Flood Control District (SBCFCD) has requested the City of San Bernardino and City of Colton to contribute funding for this project. The basin was designed and constructed in 2009.

The City of Colton has requested its share of costs from the City of San Bernardino, and they are currently working with the County of San Bernardino to obtain reimbursements for both City's as per the agreement.

<b>Funding Source</b>	<b>Account No.</b>	<b>TOTAL COST</b>	<b>Est. Prior Exp.</b>	<b>Previous CIP Carryover</b>	<b>2016-2017</b>	<b>2017-2018</b>	<b>2018-2019</b>	<b>2019-2020</b>	<b>2020-2021</b>	<b>Beyond 5yrs</b>
Storm Drain Construction Fund	248-160-5504	\$100,000.00	\$0.00	\$0.00	\$150,000.00	\$0.00	\$0.00	\$0.00	\$0.00	\$0.00
<b>TOTALS</b>		<b>\$100,000.00</b>	<b>\$0.00</b>	<b>\$0.00</b>	<b>\$150,000.00</b>	<b>\$0.00</b>	<b>\$0.00</b>	<b>\$0.00</b>	<b>\$0.00</b>	<b>\$0.00</b>

**CITY OF SAN BERNARDINO  
CAPITAL IMPROVEMENT PROGRAM  
STORM DRAINS**

**CIP No. : SD12-003**

**San Manuel Area Master Plan Storm Drain Improvements**

**WARD : 4**

**WORK ORDER : 7939**

**DEPARTMENT : PW/ENG**

**PROJECT DESCRIPTION:**

San Manuel Area Master Plan Storm Drain Improvement study.

**COMMENTS:**

San Manuel is situated on the upstream area of San Bernardino and is currently addressing run off issues in the City. These existing channels & storm drains have over flowed & have cause damage to City, County & state facilities. This project will provide funding for staff to review proposals from San Manuel & assist in obtaining permits through County Flood Control.

This FY 16/17 staff will work with San Manuel for the area project.

For this phase of the project it will not increase the maintenance for Public Works.

<b>Funding Source</b>	<b>Account No.</b>	<b>TOTAL COST</b>	<b>Est. Prior Exp.</b>	<b>Previous CIP Carryover</b>	<b>2016-2017</b>	<b>2017-2018</b>	<b>2018-2019</b>	<b>2019-2020</b>	<b>2020-2021</b>	<b>Beyond 5yrs</b>
Storm Drain Construction Fund	248-160-5504	\$25,285.42	\$5,785.42	\$0.00	\$0.00	\$19,500.00	\$0.00	\$0.00	\$0.00	\$0.00
<b>TOTALS</b>		<b>\$25,285.42</b>	<b>\$5,785.42</b>	<b>\$0.00</b>	<b>\$0.00</b>	<b>\$19,500.00</b>	<b>\$0.00</b>	<b>\$0.00</b>	<b>\$0.00</b>	<b>\$0.00</b>

**CITY OF SAN BERNARDINO  
CAPITAL IMPROVEMENT PROGRAM  
STORM DRAINS**

**CIP No. : SD16-001**

**Patton Basin - Repair damaged outlet in the County's Basin**

**WARD : 4**

**WORK ORDER : 8015**

**DEPARTMENT : PW/ENG**

**PROJECT DESCRIPTION:**

This outlet was damaged and need to be repaired to prevent further damage and additional costs.

**COMMENTS:**

The County of San Bernardino Flood Control has contracted with the City to repair the outlet pipe and the damaged basin.

Currently a consultant is preparing with the City the design and coordinating with the County construction will occur in 16/17 FY.

<b>Funding Source</b>	<b>Account No.</b>	<b>TOTAL COST</b>	<b>Est. Prior Exp.</b>	<b>Previous CIP Carryover</b>	<b>2016-2017</b>	<b>2017-2018</b>	<b>2018-2019</b>	<b>2019-2020</b>	<b>2020-2021</b>	<b>Beyond 5yrs</b>
Storm Drain Construction Fund	248-160-5504	\$500,000.00	\$0.00	\$0.00	\$100,000.00	\$500,000.00	\$0.00	\$0.00	\$0.00	\$0.00
<b>TOTALS</b>		<b>\$500,000.00</b>	<b>\$0.00</b>	<b>\$0.00</b>	<b>\$100,000.00</b>	<b>\$500,000.00</b>	<b>\$0.00</b>	<b>\$0.00</b>	<b>\$0.00</b>	<b>\$0.00</b>

**CITY OF SAN BERNARDINO  
CAPITAL IMPROVEMENT PROGRAM  
STREETS**

**CIP No. : SS- A**

**Bridge and Railing Repairs at Various Locations**

**WARD : ALL**

**WORK ORDER : 7233**

**DEPARTMENT : PW/ENG**

**PROJECT DESCRIPTION:**

Repair Bridge and Railings per Caltrans Inspections

**COMMENTS:**

The state of California inspects the bridges on a bi annual basis and submits its findings to the City. Currently the City has several bridges in need of minor repair.

Work will include repair of deck spalling, replacing joint seals, cleaning & sealing of decks as identical in the Caltrans inspection reports. Seventeen bridges have been identified for sealing with Methacrylate. Waterman/Santa Ana and E St/Santa Ana are proposed to be sealed in FY 16/17 at a cost of \$300,000. The remaining 15 bridges will be sealed over the next 4 years at the rate of \$200,000 per year.

This project will not increase the maintenance for Public Works.

Funding Source	Account No.	TOTAL COST	Est. Prior Exp.	Previous CIP Carryover	2016-2017	2017-2018	2018-2019	2019-2020	2020-2021	Beyond 5yrs
Gas Tax (HUTA) Fund	126-160-5504			\$0.00	\$300,000.00	\$200,000.00	\$200,000.00	\$200,000.00	\$200,000.00	\$0.00
<b>TOTALS</b>				<b>\$0.00</b>	<b>\$300,000.00</b>	<b>\$200,000.00</b>	<b>\$200,000.00</b>	<b>\$200,000.00</b>	<b>\$200,000.00</b>	<b>\$0.00</b>



**CITY OF SAN BERNARDINO  
CAPITAL IMPROVEMENT PROGRAM  
STREETS**

**CIP No. : SS- B**

**Construct Accessibility Improvements at Various Locations (Annual)**

**WARD : ALL**

**WORK ORDER : 7202**

**DEPARTMENT : PW/ENG**

**PROJECT DESCRIPTION:**

Construct Disabled Access Improvements.

**COMMENTS:**

ADA access improvements are included in a variety of projects, including pavement rehabilitation projects, street widening projects, sidewalk construction projects, and curb ramp improvement projects.

On average, approximately \$500,000 worth of ADA access ramps and associated improvements are completed annually. Priority areas of concern are schools, parks, community centers churches, senior centers, and areas of high pedestrian traffic. Additional access improvements have been incorporated in other capital improvement projects, as well.

This project will replace or install new ramps per the state of California requirements City wide.

This project will not increase the maintenance for Public Works.

<b>Funding Source</b>	<b>Account No.</b>	<b>TOTAL COST</b>	<b>Est. Prior Exp.</b>	<b>Previous CIP Carryover</b>	<b>2016-2017</b>	<b>2017-2018</b>	<b>2018-2019</b>	<b>2019-2020</b>	<b>2020-2021</b>	<b>Beyond 5yrs</b>
1/2-Cent Sales & Road Tax Fund	129-160-5504			\$0.00	\$500,000.00	\$500,000.00	\$500,000.00	\$500,000.00	\$500,000.00	\$0.00
Prop 1-B Fund	258-160-5504			\$0.00	\$0.00	\$0.00	\$0.00	\$0.00	\$0.00	\$0.00
<b>TOTALS</b>				<b>\$0.00</b>	<b>\$500,000.00</b>	<b>\$500,000.00</b>	<b>\$500,000.00</b>	<b>\$500,000.00</b>	<b>\$500,000.00</b>	<b>\$0.00</b>

**CITY OF SAN BERNARDINO  
CAPITAL IMPROVEMENT PROGRAM  
STREETS**

**CIP No. : SS- D**

**Pavement Rejuvenation at Various Locations (Annual) Slurry**

**WARD : ALL**

**WORK ORDER : 7306**

**DEPARTMENT : PW/ENG**

**PROJECT DESCRIPTION:**

Crack-filling and Slurry Sealing at Various Locations.

**COMMENTS:**

Public Works will review certain streets with significant useful life remaining that are proposed to be crack-filled and slurry sealed as preventative maintenance. Crack-filling and/or slurry sealing streets before they deteriorate has proven to be the most appropriate and cost effective method of extending their useful life. This project consists of cleaning and sealing cracks, grinding raised areas, and applying a slurry seal that protects the street against moisture intrusion into the subgrade.

In FY 16/17 staff identify, advertise, bid & award this project.

This project will not increase the maintenance for Public Works.

<b>Funding Source</b>	<b>Account No.</b>	<b>TOTAL COST</b>	<b>Est. Prior Exp.</b>	<b>Previous CIP Carryover</b>	<b>2016-2017</b>	<b>2017-2018</b>	<b>2018-2019</b>	<b>2019-2020</b>	<b>2020-2021</b>	<b>Beyond 5yrs</b>
Gas Tax (HUTA) Fund	126-160-5504			\$0.00	\$0.00	\$250,000.00	\$250,000.00	\$250,000.00	\$250,000.00	\$0.00
<b>TOTALS</b>				<b>\$0.00</b>	<b>\$0.00</b>	<b>\$250,000.00</b>	<b>\$250,000.00</b>	<b>\$250,000.00</b>	<b>\$250,000.00</b>	<b>\$0.00</b>

**CITY OF SAN BERNARDINO  
CAPITAL IMPROVEMENT PROGRAM  
STREETS**

**CIP No. : SS- H**

**Guardrail Repair at Various Locations (Annual)**

**WARD : ALL**

**WORK ORDER : 7380**

**DEPARTMENT : PW/ENG**

**PROJECT DESCRIPTION:**

Repair and/or Replace Existing Guardrail Installation at Various Locations throughout the City.

**COMMENTS:**

This is an ongoing project that provides funding for the repair or replacement of guardrails that have been damaged. The Public Works Department will be working with Risk Management to recover costs from responsible parties for such repairs.

This project will not increase the maintenance for Public Works.

Funding Source	Account No.	TOTAL COST	Est. Prior Exp.	Previous CIP Carryover	2016-2017	2017-2018	2018-2019	2019-2020	2020-2021	Beyond 5yrs
Gas Tax (HUTA) Fund	126-160-5504			\$0.00	\$75,000.00	\$75,000.00	\$75,000.00	\$75,000.00	\$75,000.00	\$0.00
<b>TOTALS</b>				<b>\$0.00</b>	<b>\$75,000.00</b>	<b>\$75,000.00</b>	<b>\$75,000.00</b>	<b>\$75,000.00</b>	<b>\$75,000.00</b>	<b>\$0.00</b>

**CITY OF SAN BERNARDINO  
CAPITAL IMPROVEMENT PROGRAM  
STREETS**

**CIP No. : SS- N**

**CIP Administration Services**

**WARD : ALL**

**WORK ORDER : 7953**

**DEPARTMENT : PW/ENG**

**PROJECT DESCRIPTION:**

**COMMENTS:**

This project is used for staff time spent developing and implementing of measure "I" projects.

This project will not increase the maintenance for Public Works.

<b>Funding Source</b>	<b>Account No.</b>	<b>TOTAL COST</b>	<b>Est. Prior Exp.</b>	<b>Previous CIP Carryover</b>	<b>2016-2017</b>	<b>2017-2018</b>	<b>2018-2019</b>	<b>2019-2020</b>	<b>2020-2021</b>	<b>Beyond 5yrs</b>
1/2-Cent Sales & Road Tax Fund	129-160-5504			\$0.00	\$150,000.00	\$150,000.00	\$150,000.00	\$150,000.00	\$150,000.00	\$0.00
<b>TOTALS</b>				<b>\$0.00</b>	<b>\$150,000.00</b>	<b>\$150,000.00</b>	<b>\$150,000.00</b>	<b>\$150,000.00</b>	<b>\$150,000.00</b>	<b>\$0.00</b>

**CITY OF SAN BERNARDINO  
CAPITAL IMPROVEMENT PROGRAM  
STREETS**

CIP No. : SS- O

**Annual Striping of city streets City Wide**

WARD : ALL

WORK ORDER : 8016

DEPARTMENT : PW/ENG

**PROJECT DESCRIPTION:**

The Annual Striping for streets

**COMMENTS:**

The project is used for contracting out refreshing or replacing pavement markings citywide.

In FY 16/17 staff will identify, bid & award this project.

This project will not increase the maintenance for Public Works.

Funding Source	Account No.	TOTAL COST	Est. Prior Exp.	Previous CIP Carryover	2016-2017	2017-2018	2018-2019	2019-2020	2020-2021	Beyond 5yrs
Gas Tax (HUTA) Fund	126-160-5504			\$0.00	\$350,000.00	\$350,000.00	\$350,000.00	\$350,000.00	\$350,000.00	\$0.00
<b>TOTALS</b>				<b>\$0.00</b>	<b>\$350,000.00</b>	<b>\$350,000.00</b>	<b>\$350,000.00</b>	<b>\$350,000.00</b>	<b>\$350,000.00</b>	<b>\$0.00</b>

**CITY OF SAN BERNARDINO  
CAPITAL IMPROVEMENT PROGRAM  
STREETS**

CIP No. : SS- P

**Concrete repairs city wide - annual**

WARD : ALL

WORK ORDER : 8017

DEPARTMENT : PW/ENG

**PROJECT DESCRIPTION:**

Repair Identified Sidewalk hazards in the city

**COMMENTS:**

This project is a budget line item and is used for contracting out repair concrete sidewalks.

In FY 16/17 staff will be identifying, advertising, bidding & awarding the project.

This project will not increase the maintenance for Public Works.

Funding Source	Account No.	TOTAL COST	Est. Prior Exp.	Previous CIP Carryover	2016-2017	2017-2018	2018-2019	2019-2020	2020-2021	Beyond 5yrs
Gas Tax (HUTA) Fund	126-160-5504	\$1,700,000.00	\$0.00	\$0.00	\$300,000.00	\$300,000.00	\$300,000.00	\$300,000.00	\$300,000.00	\$0.00
<b>TOTALS</b>		<b>\$1,700,000.00</b>	<b>\$0.00</b>	<b>\$0.00</b>	<b>\$300,000.00</b>	<b>\$300,000.00</b>	<b>\$300,000.00</b>	<b>\$300,000.00</b>	<b>\$300,000.00</b>	<b>\$0.00</b>

**CITY OF SAN BERNARDINO  
CAPITAL IMPROVEMENT PROGRAM  
STREETS**

**CIP No. : SS04-009**

**STATE STREET - Street Extension (PA & ED only)**

**WARD : 1,6**

**WORK ORDER : 7245**

**DEPARTMENT : PW/ENG**

**PROJECT DESCRIPTION:**

Construct State Street, between Fifth Street (State Route 66) and 16th Street.

**COMMENTS:**

This project involves construction of a new 4-lane street, extending State Street, between Fifth Street and 16th Street. When fully completed, this street will connect State Route 66 to State Route 210, adding a new north-south arterial that will provide improved traffic circulation in the area. (The street name has been changed to University Parkway.) The identified funding provides for the Project Approval and Environmental Document (PA & ED) phase of the State Street Extension project.

This project is currently with an on-call consultant engineering.

This project for this phase will not increase maintenance for Public Works.

<b>Funding Source</b>	<b>Account No.</b>	<b>TOTAL COST</b>	<b>Est. Prior Exp.</b>	<b>Previous CIP Carryover</b>	<b>2016-2017</b>	<b>2017-2018</b>	<b>2018-2019</b>	<b>2019-2020</b>	<b>2020-2021</b>	<b>Beyond 5yrs</b>
1/2-Cent Sales & Road Tax Fund	129-160-5504	\$910,918.26	\$910,918.26	\$0.00	\$0.00	\$0.00	\$0.00	\$0.00	\$0.00	\$0.00
Regional Circulation Systems Fee Fund	264-160-5504	\$350,781.74	\$171.74	\$10.00	\$350,000.00	\$550,000.00	\$25,000.00	\$25,000.00	\$4,800,000.00	\$0.00
<b>TOTALS</b>		<b>\$13,260,700.00</b>	<b>\$911,090.00</b>	<b>\$10.00</b>	<b>\$350,000.00</b>	<b>\$550,000.00</b>	<b>\$25,000.00</b>	<b>\$25,000.00</b>	<b>\$4,800,000.00</b>	<b>\$0.00</b>

**CITY OF SAN BERNARDINO  
CAPITAL IMPROVEMENT PROGRAM  
STREETS**

**CIP No. : SS04-012**

**MT. VERNON AVENUE - Bridge Replacement**

**WARD : 1,3**

**WORK ORDER : 7121**

**DEPARTMENT : PW/ENG**

**PROJECT DESCRIPTION:**

Replacement of Bridge over BNSF Yard.

**COMMENTS:**

This project consists of removal and reconstruction of the Mt. Vernon Bridge over the BNSF intermodal facility and Metrolink tracks.

The Federal Highway Bridge program will fund 88.53 percent of the cost and the local match will be 11.47 percent.

Additionally, the project has been allocated \$447,000 in State Seismic Retrofit (Prop. 1B) funds.

The environmental document (NEPA) has been certified by Caltrans. Authorization has been received from Caltrans Local Assistance to proceed with final engineering. The design phase is expected to take approximately 18 to 24 months. Construction is expected to take approximately 2 years.

In FY16/17 the project will be turned over to SANBAG for completion of PS&E, R/W acquisition and construction. The City will be required to pay the local match.

This project will not increase the maintenance for Public Works.

<b>Funding Source</b>	<b>Account No.</b>	<b>TOTAL COST</b>	<b>Est. Prior Exp.</b>	<b>Previous CIP Carryover</b>	<b>2016-2017</b>	<b>2017-2018</b>	<b>2018-2019</b>	<b>2019-2020</b>	<b>2020-2021</b>	<b>Beyond 5yrs</b>
Regional Circulation Systems Fee Fund	264-160-5504	\$1,382,699.09	\$82,699.09	\$0.00	\$1,200,000.00	\$950,000.00	\$50,000.00	\$50,000.00	\$2,000,000.00	\$0.00
<b>TOTALS</b>		<b>\$63,138,242.64</b>	<b>\$988,242.64</b>	<b>\$0.00</b>	<b>\$1,200,000.00</b>	<b>\$950,000.00</b>	<b>\$50,000.00</b>	<b>\$50,000.00</b>	<b>\$2,000,000.00</b>	<b>\$0.00</b>



**CITY OF SAN BERNARDINO  
CAPITAL IMPROVEMENT PROGRAM  
STREETS**

**CIP No. : SS04-014**

**40TH STREET Widening from Johnson Street to Electric Avenue**

**WARD : 4**

**WORK ORDER : 7160**

**DEPARTMENT : PW/ENG**

**PROJECT DESCRIPTION:**

Design and Construction of Widening Improvements on 40th Street from Johnson Street to Electric Avenue.

**COMMENTS:**

This project will widen 40th Street from 2 to 4 lanes from Johnson Street to Electric Avenue. The traffic signals at Electric Avenue will also be upgraded. When completed, 40th Street will be a 4-lane arterial street from Kendall Drive to Harrison Avenue.

This project has been programmed as Rule 20A project and this work may commence upon completion of the final engineering, depending on the availability of Rule 20A funding.

This project is a capacity enhancement project that is eligible for Measure I-Arterial Subprogram funding, which will reimburse the City for 68 percent of the cost.

A consultant will be retained in FY 16/17 to complete environment, prepare R/W documents, and complete PS&E.

This project will increase the maintenance for Public Works.

<b>Funding Source</b>	<b>Account No.</b>	<b>TOTAL COST</b>	<b>Est. Prior Exp.</b>	<b>Previous CIP Carryover</b>	<b>2016-2017</b>	<b>2017-2018</b>	<b>2018-2019</b>	<b>2019-2020</b>	<b>2020-2021</b>	<b>Beyond 5yrs</b>
Regional Circulation Systems Fee Fund	264-160-5504	\$2,183,519.32	\$7,619.32	\$0.00	\$255,000.00	\$1,095,900.00	\$613,000.00	\$212,000.00	\$0.00	\$0.00
<b>TOTALS</b>		<b>\$2,183,519.32</b>	<b>\$7,619.32</b>	<b>\$0.00</b>	<b>\$255,000.00</b>	<b>\$1,095,900.00</b>	<b>\$613,000.00</b>	<b>\$212,000.00</b>	<b>\$0.00</b>	<b>\$0.00</b>

**CITY OF SAN BERNARDINO  
CAPITAL IMPROVEMENT PROGRAM  
STREETS**

**CIP No. : SS04-018**

**MOUNTAIN AVENUE Street Improvements Between 39th Street to 40th Street**

**WARD : 4**

**WORK ORDER : 7236**

**DEPARTMENT : PW/ENG**

**PROJECT DESCRIPTION:**

Mountain Avenue Street Improvements from 39th Street to 40th Street.

**COMMENTS:**

This project will repair and widen portions of Mountain Avenue between 39th Street and 40th Street. The existing storm drain in Mountain Avenue needs to be replaced prior to the new street construction. The storm drain is budgeted separately, but it is an integral part of this street improvement project. This project will also improve street safety along Mountain Ave.

This project is being coordinated with storm drain work on Mountain Avenue (CIP Project No. SD04-04).

The design of improvements is nearing completion and construction will occur.

This project will not increase the maintenance for Public Works.

<b>Funding Source</b>	<b>Account No.</b>	<b>TOTAL COST</b>	<b>Est. Prior Exp.</b>	<b>Previous CIP Carryover</b>	<b>2016-2017</b>	<b>2017-2018</b>	<b>2018-2019</b>	<b>2019-2020</b>	<b>2020-2021</b>	<b>Beyond 5yrs</b>
1/2-Cent Sales & Road Tax Fund	129-160-5504	\$616,770.49	\$144,270.49	\$0.00	\$472,500.00	\$0.00	\$0.00	\$0.00	\$0.00	\$0.00
<b>TOTALS</b>		<b>\$616,770.49</b>	<b>\$144,270.49</b>	<b>\$0.00</b>	<b>\$472,500.00</b>	<b>\$0.00</b>	<b>\$0.00</b>	<b>\$0.00</b>	<b>\$0.00</b>	<b>\$0.00</b>

**CITY OF SAN BERNARDINO  
CAPITAL IMPROVEMENT PROGRAM  
STREETS**

**CIP No. : SS04-019**

**UNIVERSITY PARKWAY and I-215 Freeway Interchange Improvements**

**WARD : 5, 6**

**WORK ORDER : 7240**

**DEPARTMENT : PW/ENG**

**PROJECT DESCRIPTION:**

Construct Improvements at University Parkway/I-215 Freeway.

**COMMENTS:**

A Project Study Report (PSR) and Project Report (PR) are required for any proposed project on the State Highway System. A PSR addresses environmental issues, funding and justification for the project. TY Lin International was awarded a contract for completion of the PSR. A Value Analysis for the project has been approved by Caltrans.

Funding for the project will come from several sources. The Federal Transportation Bill, SAFETEA-LU, approved by Congress in October, 2005 provides \$5 million in funding. Additional funding will come from the Measure I Interchange sub-program and development impact fees. The total cost for property acquisition, relocation, design, administration and construction is estimated to be approximately \$28 million. SANBAG has ranked this project within the top 10 interchange projects within the Valley area of San Bernardino County, making it eligible for Measure I Interchange Program funding, which requires the City to contribute 43 percent of the unfunded cost. This relates to a City share of approximately \$10 million.

This project has been turned over to SANBAG for PAED, design and construction. The total city cost is expected to be approximately \$500,000.

This project will increase the maintenance for Public Works.

<b>Funding Source</b>	<b>Account No.</b>	<b>TOTAL COST</b>	<b>Est. Prior Exp.</b>	<b>Previous CIP Carryover</b>	<b>2016-2017</b>	<b>2017-2018</b>	<b>2018-2019</b>	<b>2019-2020</b>	<b>2020-2021</b>	<b>Beyond 5yrs</b>
1/2-Cent Sales & Road Tax Fund	129-160-5504	\$672,834.10	\$272,834.10	\$0.00	\$72,727.00	\$349,455.00	\$201,818.00	\$344,727.00	\$454,545.00	\$0.00
Regional Circulation Systems Fee Fund	264-160-5504	\$5,473,025.06	\$45,025.06	\$0.00	\$0.00	\$0.00	\$0.00	\$0,000.00	\$0,000.00	\$0.00
TBD	000-000-0000	\$2,000,000.00	\$0.00	\$0.00	\$0.00	\$0.00	\$0.00	\$0,000.00	\$0,000.00	\$0.00
<b>TOTALS</b>		<b>\$8,145,859.16</b>	<b>\$317,859.16</b>	<b>\$0.00</b>	<b>\$72,727.00</b>	<b>\$349,455.00</b>	<b>\$201,818.00</b>	<b>\$344,727.00</b>	<b>\$454,545.00</b>	<b>\$0.00</b>

**CITY OF SAN BERNARDINO  
CAPITAL IMPROVEMENT PROGRAM  
STREETS**

**CIP No. : SS04-053**

**Palm Avenue Grade Separation at BNSF Railroad (co-op SAN BAG Lead)**

**WARD : 6**

**WORK ORDER : 7325**

**DEPARTMENT : PW/ENG**

**PROJECT DESCRIPTION:**

The Pam Avenue Grade Separation at the NBSF Railroad and Cajon Boulevard.

**COMMENTS:**

In FY 16/17 construction is complete and staff will close and final this project.

This project will increase the maintenance for Public Works.

<b>Funding Source</b>	<b>Account No.</b>	<b>TOTAL COST</b>	<b>Est. Prior Exp.</b>	<b>Previous CIP Carryover</b>	<b>2016-2017</b>	<b>2017-2018</b>	<b>2018-2019</b>	<b>2019-2020</b>	<b>2020-2021</b>	<b>Beyond 5yrs</b>
Regional Circulation Systems Fee Fund	264-160-5504	\$300,000.00	\$0.00	\$0.00	\$300,000.00	\$0.00	\$0.00	\$0.00	\$0.00	\$0.00
<b>TOTALS</b>		<b>\$300,000.00</b>	<b>\$0.00</b>	<b>\$0.00</b>	<b>\$300,000.00</b>	<b>\$0.00</b>	<b>\$0.00</b>	<b>\$0.00</b>	<b>\$0.00</b>	<b>\$0.00</b>

**CITY OF SAN BERNARDINO  
CAPITAL IMPROVEMENT PROGRAM  
STREETS**

**CIP No. : SS04-152**

**"H" STREET Widening from Kendall Drive to 40th Street (design only)**

**WARD : 4**

**WORK ORDER : 7872**

**DEPARTMENT : PW/ENG**

**PROJECT DESCRIPTION:**

Construct Street Improvements and Widen "H" Street between Kendall Drive and 40th Street.

**COMMENTS:**

Construction of this project will follow the utility relocation planned by SCE and other overhead utilities in this location. The overhead utilities will be placed underground by SCE and the other utility companies using Rule 20 funding.

In FY 16/17 Staff will send out RFP's for the design, estimates, and phasing of this project.

This project will increase the maintenance for Public Works.

<b>Funding Source</b>	<b>Account No.</b>	<b>TOTAL COST</b>	<b>Est. Prior Exp.</b>	<b>Previous CIP Carryover</b>	<b>2016-2017</b>	<b>2017-2018</b>	<b>2018-2019</b>	<b>2019-2020</b>	<b>2020-2021</b>	<b>Beyond 5yrs</b>
1/2-Cent Sales & Road Tax Fund	129-160-5504	\$240,000.00	\$0.00	\$0.00	\$80,000.00	\$160,000.00	\$0.00	\$0.00	\$0.00	\$0.00
Regional Circulation Systems Fee Fund	264-160-5504	\$782,000.00	\$0.00	\$0.00	\$0.00	\$60,000.00	\$330,000.00	\$392,000.00	\$0.00	\$0.00
<b>TOTALS</b>		<b>\$1,022,000.00</b>	<b>\$0.00</b>	<b>\$0.00</b>	<b>\$80,000.00</b>	<b>\$220,000.00</b>	<b>\$330,000.00</b>	<b>\$392,000.00</b>	<b>\$0.00</b>	<b>\$0.00</b>

**CITY OF SAN BERNARDINO  
CAPITAL IMPROVEMENT PROGRAM  
STREETS**

**CIP No. : SS07-014**

**Old Waterman Canyon Bridge Repairs**

**WARD : 4**

**WORK ORDER : 7671**

**DEPARTMENT : PW/ENG**

**PROJECT DESCRIPTION:**

Remove and Reconstruct the Bridge on Old Waterman Canyon Road located approximately one mile north of State Route 18 (Waterman Avenue).

**COMMENTS:**

This bridge is located on Old Waterman Canyon Road approximately one mile northeast of Waterman Avenue. The bridge was severely damaged in a mudflow, which occurred on December 25, 2003. A disaster was declared and was identified as Disaster Declaration No. 1498. An allocation from FEMA funding was approved and appropriated in the amount of \$185,000 for interim and permanent repairs to the bridge.

All work is completed. Environmental close-out will be completed in FY 16/17.

This project will not increase the maintenance for Public Works.

<b>Funding Source</b>	<b>Account No.</b>	<b>TOTAL COST</b>	<b>Est. Prior Exp.</b>	<b>Previous CIP Carryover</b>	<b>2016-2017</b>	<b>2017-2018</b>	<b>2018-2019</b>	<b>2019-2020</b>	<b>2020-2021</b>	<b>Beyond 5yrs</b>
1/2-Cent Sales & Road Tax Fund	129-160-5504	\$27,817.78	\$17,817.78	\$0.00	\$10,000.00	\$0.00	\$0.00	\$0.00	\$0.00	\$0.00
Street Construction Fund	242-160-5504	\$431,389.64	\$431,389.64	\$0.00	\$0.00	\$0.00	\$0.00	\$0.00	\$0.00	\$0.00
<b>TOTALS</b>		<b>\$459,207.42</b>	<b>\$449,207.42</b>	<b>\$0.00</b>	<b>\$10,000.00</b>	<b>\$0.00</b>	<b>\$0.00</b>	<b>\$0.00</b>	<b>\$0.00</b>	<b>\$0.00</b>

**CITY OF SAN BERNARDINO  
CAPITAL IMPROVEMENT PROGRAM  
STREETS**

**CIP No. : SS08-001**

**CAMPUS PARKWAY - Fencing and PCC Pavement Installation**

**WARD : 5**

**WORK ORDER : 7874**

**DEPARTMENT : PW/ENG**

**PROJECT DESCRIPTION:**

Campus Parkway Fencing between Kendall Drive and Northpark Boulevard and PCC Pavement Installation at Northpark Boulevard/Campus Parkway.

**COMMENTS:**

Construction of Campus Parkway between Kendall Drive and Northpark Boulevard was completed in late 2006. The City's permit from the San Bernardino County Flood Control District called for security fencing along the northwesterly side of Campus Parkway adjacent to the Devil Canyon Diversion Channel. The fencing could not be incorporated into campus Parkway work because of uncertainty as to the final location of the right-of-way line due to a pending land swap, which was being negotiated with the District.

Approximately 3,800 linear feet of fencing was previously installed by City contract. About 1,200 feet of fencing was constructed by the Colony Project. A 475 foot gap now remains between the City installed fencing and the Colony installed fencing. Most of the gap is adjacent to a parcel owned by the City.

This project will not increase the maintenance for Public Works.

<b>Funding Source</b>	<b>Account No.</b>	<b>TOTAL COST</b>	<b>Est. Prior Exp.</b>	<b>Previous CIP Carryover</b>	<b>2016-2017</b>	<b>2017-2018</b>	<b>2018-2019</b>	<b>2019-2020</b>	<b>2020-2021</b>	<b>Beyond 5yrs</b>
Gas Tax (HUTA) Fund	126-160-5504	\$108,786.53	\$83,786.53	\$0.00	\$25,000.00	\$0.00	\$0.00	\$0.00	\$0.00	\$0.00
<b>TOTALS</b>		<b>\$108,786.53</b>	<b>\$83,786.53</b>	<b>\$0.00</b>	<b>\$25,000.00</b>	<b>\$0.00</b>	<b>\$0.00</b>	<b>\$0.00</b>	<b>\$0.00</b>	<b>\$0.00</b>

**CITY OF SAN BERNARDINO  
CAPITAL IMPROVEMENT PROGRAM  
STREETS**

**CIP No. : SS10-007**

**SBX Rapid Transit Corridor Project: Inspection Costs (RDA)**

**WARD : 1,2,3,4,5,7**

**WORK ORDER : 7884**

**DEPARTMENT : PW/ENG**

**PROJECT DESCRIPTION:**

Omnitrans is the lead agency for this Bus Rapid Transit project proposed to traverse San Bernardino and Loma Linda.

**COMMENTS:**

This project is currently under construction by Omnitrans. City staff anticipates the need to provide coordination and inspection services. This will provide funding for some of these activities. In a three-party agreement between the City, EDA and Omnitrans, EDA agreed to reimburse the City for all costs associated with permitting, plan check and inspection.

The majority of the project is completed. After punch list items are completed, the City will finalize the project.

This project will increase the maintenance for Public Works.

Funding Source	Account No.	TOTAL COST	Est. Prior Exp.	Previous CIP Carryover	2016-2017	2017-2018	2018-2019	2019-2020	2020-2021	Beyond 5yrs
Gas Tax (HUTA) Fund	126-160-5504	\$10,000.00	\$0.00	\$0.00	\$10,000.00	\$0.00	\$0.00	\$0.00	\$0.00	\$0.00
Street Construction Fund	242-160-5504	\$109,376.43	\$109,376.43	\$0.00	\$0.00	\$0.00	\$0.00	\$0.00	\$0.00	\$0.00
<b>TOTALS</b>		<b>\$119,376.43</b>	<b>\$109,376.43</b>	<b>\$0.00</b>	<b>\$10,000.00</b>	<b>\$0.00</b>	<b>\$0.00</b>	<b>\$0.00</b>	<b>\$0.00</b>	<b>\$0.00</b>



**CITY OF SAN BERNARDINO  
CAPITAL IMPROVEMENT PROGRAM  
STREETS**

**CIP No. : SS11-008**

**I-10 Freeway @ Tippecanoe Avenue - Interchange Improvements (LSP)**

**WARD : 3**

**WORK ORDER : 7891**

**DEPARTMENT : PW/ENG**

**PROJECT DESCRIPTION:**

Interchange improvements @ I-10 Freeway and Tippecanoe Avenue.

**COMMENTS:**

This project is led by SANBAG with cooperation from the City of San Bernardino, the City of Loma Linda, and IVDA. The project is federally funded with a local match that will be split evenly between the three sponsor agencies. The City's share of the matching funds will be funded by the Regional Circulation Fee Fund and SANBAG Local Stimulus funding. The SANBAG Local Stimulus funding for the project was approved by Council action on March 15, 2010, amending the budget to reflect funding from the Street Construction Fund (242). SANBAG will reimburse the City \$1,071,100 through the Local Stimulus Program.

This project will increase maintenance for Public Works.

<b>Funding Source</b>	<b>Account No.</b>	<b>TOTAL COST</b>	<b>Est. Prior Exp.</b>	<b>Previous CIP Carryover</b>	<b>2016-2017</b>	<b>2017-2018</b>	<b>2018-2019</b>	<b>2019-2020</b>	<b>2020-2021</b>	<b>Beyond 5yrs</b>
Regional Circulation Systems Fee Fund	264-160-5504	\$3,591,960.75	\$2,360.75	\$1,294,800.00	\$1,294,800.00	\$1,000,000.00	\$0.00	\$0.00	\$0.00	\$0.00
<b>TOTALS</b>		<b>\$3,591,960.75</b>	<b>\$2,360.75</b>	<b>\$1,294,800.00</b>	<b>\$1,294,800.00</b>	<b>\$1,000,000.00</b>	<b>\$0.00</b>	<b>\$0.00</b>	<b>\$0.00</b>	<b>\$0.00</b>

**CITY OF SAN BERNARDINO  
CAPITAL IMPROVEMENT PROGRAM  
STREETS**

**CIP No. : SS11-010**

**CALIFORNIA STREET Pavement Rehabilitation between 19th Street to Washington Avenue**

**WARD : 6**

**WORK ORDER : 7923**

**DEPARTMENT : PW/ENG**

**PROJECT DESCRIPTION:**

Mill and overlay project.

**COMMENTS:**

Pavement rehabilitation of California Street from 19th Street to Washington Avenue.

This project was awarded on 10-6-2014 and was a part of a larger project of 47 locations.

The project scope includes pavement resurfacing, concrete work, striping, and traffic loops. This project is nearing completion and funding is identified for project closeout.

This project will not increase the maintenance for Public Works.

<b>Funding Source</b>	<b>Account No.</b>	<b>TOTAL COST</b>	<b>Est. Prior Exp.</b>	<b>Previous CIP Carryover</b>	<b>2016-2017</b>	<b>2017-2018</b>	<b>2018-2019</b>	<b>2019-2020</b>	<b>2020-2021</b>	<b>Beyond 5yrs</b>
1/2-Cent Sales & Road Tax Fund	129-160-5504	\$3,062.00	\$562.00	\$0.00	\$2,500.00	\$0.00	\$0.00	\$0.00	\$0.00	\$0.00
<b>TOTALS</b>		<b>\$3,062.00</b>	<b>\$562.00</b>	<b>\$0.00</b>	<b>\$2,500.00</b>	<b>\$0.00</b>	<b>\$0.00</b>	<b>\$0.00</b>	<b>\$0.00</b>	<b>\$0.00</b>

**CITY OF SAN BERNARDINO  
CAPITAL IMPROVEMENT PROGRAM  
STREETS**

**CIP No. : SS12-004**

**WATERMAN AVENUE Pavement Rehabilitation between 13th Street and Gilbert Street**

**WARD : 2**

**WORK ORDER : 7954**

**DEPARTMENT : PW/ENG**

**PROJECT DESCRIPTION:**

Pavement Rehabilitation on Waterman Avenue between 13th Street and Gilbert Street.

**COMMENTS:**

This project will improve the pavement surface on this portion of Waterman Avenue.

This project was awarded on 10-6-2014 and was a part of a larger project of 47 locations.

The project scope includes pavement resurfacing, concrete work, striping, and traffic loops. This project is nearing completion and funding is identified for project closeout.

This project will not increase the maintenance for Public Works

<b>Funding Source</b>	<b>Account No.</b>	<b>TOTAL COST</b>	<b>Est. Prior Exp.</b>	<b>Previous CIP Carryover</b>	<b>2016-2017</b>	<b>2017-2018</b>	<b>2018-2019</b>	<b>2019-2020</b>	<b>2020-2021</b>	<b>Beyond 5yrs</b>
1/2-Cent Sales & Road Tax Fund	129-160-5504	\$12,562.00	\$562.00	\$0.00	\$12,000.00	\$0.00	\$0.00	\$0.00	\$0.00	\$0.00
<b>TOTALS</b>		<b>\$12,562.00</b>	<b>\$562.00</b>	<b>\$0.00</b>	<b>\$12,000.00</b>	<b>\$0.00</b>	<b>\$0.00</b>	<b>\$0.00</b>	<b>\$0.00</b>	<b>\$0.00</b>

**CITY OF SAN BERNARDINO  
CAPITAL IMPROVEMENT PROGRAM  
STREETS**

**CIP No. : SS12-010**

**STERLING AVENUE Pavement Rehabilitation between Highland Avenue and Date Place**

**WARD : 7**

**WORK ORDER :**

**DEPARTMENT : PW/ENG**

**PROJECT DESCRIPTION:**

Pavement Rehabilitation on Sterling Avenue between Highland Avenue and Date St.

**COMMENTS:**

This project will improve the pavement surface on this segment of Sterling Avenue.

This project along with 11 other similar projects will be bundled together to create our larger project.

In FY 16/17 staff will obtain a consultant to design, advertise, bid & award this project.

Construction will start FY 17/18

This project will not increase the maintenance for Public Works.

<b>Funding Source</b>	<b>Account No.</b>	<b>TOTAL COST</b>	<b>Est. Prior Exp.</b>	<b>Previous CIP Carryover</b>	<b>2016-2017</b>	<b>2017-2018</b>	<b>2018-2019</b>	<b>2019-2020</b>	<b>2020-2021</b>	<b>Beyond 5yrs</b>
1/2-Cent Sales & Road Tax Fund	129-160-5504	\$102,400.00	\$0.00	\$0.00	\$2,400.00	\$100,000.00	\$0.00	\$0.00	\$0.00	\$0.00
<b>TOTALS</b>		<b>\$102,400.00</b>	<b>\$0.00</b>	<b>\$0.00</b>	<b>\$2,400.00</b>	<b>\$100,000.00</b>	<b>\$0.00</b>	<b>\$0.00</b>	<b>\$0.00</b>	<b>\$0.00</b>

**CITY OF SAN BERNARDINO  
CAPITAL IMPROVEMENT PROGRAM  
STREETS**

**CIP No. : SS12-013**

**DAVIDSON STREET Pavement Rehabilitation between 16th Street and 19th Street**

**WARD : 6**

**WORK ORDER : 7922**

**DEPARTMENT : PW/ENG**

**PROJECT DESCRIPTION:**

Pavement Rehabilitation on Davidson Street between 16th Street and 19th Street.

**COMMENTS:**

This project will improve the pavement surface on this portion of Davidson Street.

The project is one of 47 locations previously awarded. Further evaluation of the locations revealed additional repairs that require redesign. The project will be redesigned in FY 16/17 and constructed in FY 17/18.

This project will not increase the maintenance for Public Works.

<b>Funding Source</b>	<b>Account No.</b>	<b>TOTAL COST</b>	<b>Est. Prior Exp.</b>	<b>Previous CIP Carryover</b>	<b>2016-2017</b>	<b>2017-2018</b>	<b>2018-2019</b>	<b>2019-2020</b>	<b>2020-2021</b>	<b>Beyond 5yrs</b>
1/2-Cent Sales & Road Tax Fund	129-160-5504	\$88,666.00	\$666.00	\$0.00	\$0.00	\$0.00	\$88,000.00	\$0.00	\$0.00	\$0.00
<b>TOTALS</b>		<b>\$88,666.00</b>	<b>\$666.00</b>	<b>\$0.00</b>	<b>\$0.00</b>	<b>\$0.00</b>	<b>\$88,000.00</b>	<b>\$0.00</b>	<b>\$0.00</b>	<b>\$0.00</b>

**CITY OF SAN BERNARDINO  
CAPITAL IMPROVEMENT PROGRAM  
STREETS**

**CIP No. : SS13-001**

**2ND STREET - BRIDGE Replacement at Warm Creek**

**WARD : 1**

**WORK ORDER : 7841**

**DEPARTMENT : PW/ENG**

**PROJECT DESCRIPTION:**

Replace Bridge on 2nd Street at Warm Creek.

**COMMENTS:**

An inspection by Caltrans in 2005 revealed that one of the 20 wood columns, supporting the 2nd Street Bridge over Warm Creek is decayed and is no longer providing support to the structure. Although the loss of support has not resulted in any apparent distress to the bridge, the loss of the column reduces the ability of the structure to resist earthquake loads.

An application through Caltrans for Highway Bridge Program (HBP) funds to replace the bridge was submitted and the project was selected to receive HBP funding to replace the bridge.

Processing of environmental documents through Caltrans is expected to require approximately 3 years. Final design and construction is planned for the 2017/18 Fiscal Year. No permanent right-of-way acquisition is expected; however, temporary rights-of-entry will be needed to construct the new bridge.

This project will not increase the maintenance for Public Works.

<b>Funding Source</b>	<b>Account No.</b>	<b>TOTAL COST</b>	<b>Est. Prior Exp.</b>	<b>Previous CIP Carryover</b>	<b>2016-2017</b>	<b>2017-2018</b>	<b>2018-2019</b>	<b>2019-2020</b>	<b>2020-2021</b>	<b>Beyond 5yrs</b>
1/2-Cent Sales & Road Tax Fund	129-160-5504	\$1,494,288.00	\$4,088.00	\$0.00	\$400,000.00	\$850,000.00	\$240,200.00	\$0.00	\$0.00	\$0.00
1/2-Cent Sales & Road Tax Fund	129-160-5504	\$2,600,000.00	\$0.00	\$0.00	\$0.00	\$1,000,000.00	\$1,000,000.00	\$600,000.00	\$0.00	\$0.00
<b>TOTALS</b>		<b>\$4,094,288.00</b>	<b>\$4,088.00</b>	<b>\$0.00</b>	<b>\$400,000.00</b>	<b>\$1,850,000.00</b>	<b>\$1,240,200.00</b>	<b>\$600,000.00</b>	<b>\$0.00</b>	<b>\$0.00</b>

**CITY OF SAN BERNARDINO  
CAPITAL IMPROVEMENT PROGRAM  
STREETS**

**CIP No. : SS13-005**

**BASELINE STREET Pavement Rehabilitation between Lugo Street and Waterman Avenue**

**WARD : 2**

**WORK ORDER : 7955**

**DEPARTMENT : PW/ENG**

**PROJECT DESCRIPTION:**

Pavement Rehabilitation on Baseline Street between Lugo Street and Waterman Avenue.

**COMMENTS:**

This project will improve the pavement surface on this portion of Baseline Street.

This project was awarded on 10-6-2014 and was a part of a larger project of 47 locations.

The project scope includes pavement resurfacing, concrete work, striping, and traffic loops. This project is nearing completion and funding is identified for project closeout.

This project will not increase the maintenance for Public Works.

<b>Funding Source</b>	<b>Account No.</b>	<b>TOTAL COST</b>	<b>Est. Prior Exp.</b>	<b>Previous CIP Carryover</b>	<b>2016-2017</b>	<b>2017-2018</b>	<b>2018-2019</b>	<b>2019-2020</b>	<b>2020-2021</b>	<b>Beyond 5yrs</b>
1/2-Cent Sales & Road Tax Fund	129-160-5504	\$50,112.00	\$2,112.00	\$0.00	\$48,000.00	\$0.00	\$0.00	\$0.00	\$0.00	\$0.00
<b>TOTALS</b>		<b>\$50,112.00</b>	<b>\$2,112.00</b>	<b>\$0.00</b>	<b>\$48,000.00</b>	<b>\$0.00</b>	<b>\$0.00</b>	<b>\$0.00</b>	<b>\$0.00</b>	<b>\$0.00</b>

**CITY OF SAN BERNARDINO  
CAPITAL IMPROVEMENT PROGRAM  
STREETS**

**CIP No. : SS13-022**

**BASELINE STREET Pavement Rehabilitation between Del Rosa Drive and Knob Hill Road (Co-Op)**

**WARD : 1,7**

**WORK ORDER : 7962**

**DEPARTMENT : PW/ENG**

**PROJECT DESCRIPTION:**

Pavement Rehabilitation on Baseline Street between Del Rosa Drive and Knob Hill Road.

**COMMENTS:**

This project will improve the pavement surface on this portion of Baseline Street.

This project will be led by the City of Highland and the identified funding is for the City's share of the cost.

This project will not increase the maintenance for Public Works.

<b>Funding Source</b>	<b>Account No.</b>	<b>TOTAL COST</b>	<b>Est. Prior Exp.</b>	<b>Previous CIP Carryover</b>	<b>2016-2017</b>	<b>2017-2018</b>	<b>2018-2019</b>	<b>2019-2020</b>	<b>2020-2021</b>	<b>Beyond 5yrs</b>
1/2-Cent Sales & Road Tax Fund	129-160-5504	\$20,426.00	\$426.00	\$0.00	\$20,000.00	\$0.00	\$0.00	\$0.00	\$0.00	\$0.00
<b>TOTALS</b>		<b>\$20,426.00</b>	<b>\$426.00</b>	<b>\$0.00</b>	<b>\$20,000.00</b>	<b>\$0.00</b>	<b>\$0.00</b>	<b>\$0.00</b>	<b>\$0.00</b>	<b>\$0.00</b>



**CITY OF SAN BERNARDINO  
CAPITAL IMPROVEMENT PROGRAM  
STREETS**

**CIP No. : SS13-034**

**GARNER AVENUE Pavement Rehabilitation between Baseline Street and 14th Street**

**WARD : 6**

**WORK ORDER : 7963**

**DEPARTMENT : PW/ENG**

**PROJECT DESCRIPTION:**

Pavement Rehabilitation on Garner Avenue between Baseline Street and 14th Street.

**COMMENTS:**

This project will improve the pavement surface on this portion of Garner Avenue.

The project is one of 47 locations previously awarded. Further evaluation of the locations revealed additional repairs that require redesign. The project will be redesigned in FY 16/17 and constructed in FY 17/18.

This project will not increase the maintenance for Public Works.

<b>Funding Source</b>	<b>Account No.</b>	<b>TOTAL COST</b>	<b>Est. Prior Exp.</b>	<b>Previous CIP Carryover</b>	<b>2016-2017</b>	<b>2017-2018</b>	<b>2018-2019</b>	<b>2019-2020</b>	<b>2020-2021</b>	<b>Beyond 5yrs</b>
1/2-Cent Sales & Road Tax Fund	129-160-5504	\$46,114.00	\$1,114.00	\$0.00	\$0.00	\$0.00	\$45,000.00	\$0.00	\$0.00	\$0.00
<b>TOTALS</b>		<b>\$46,114.00</b>	<b>\$1,114.00</b>	<b>\$0.00</b>	<b>\$0.00</b>	<b>\$0.00</b>	<b>\$45,000.00</b>	<b>\$0.00</b>	<b>\$0.00</b>	<b>\$0.00</b>

**CITY OF SAN BERNARDINO  
CAPITAL IMPROVEMENT PROGRAM  
STREETS**

**CIP No. : SS13-035**

**PICO AVENUE Pavement Rehabilitation between 9th Street and Olive Street**

**WARD : 6**

**WORK ORDER : 7964**

**DEPARTMENT : PW/ENG**

**PROJECT DESCRIPTION:**

Pavement Rehabilitation on Pico Avenue between 9th Street and Olive Street.

**COMMENTS:**

This project will improve the pavement surface on this portion of Pico Avenue.

This project was awarded on 10-6-2014 and was a part of a larger project of 47 locations.

The project scope includes pavement resurfacing, concrete work, striping, and traffic loops. This project is nearing completion and funding is identified for project closeout.

This project will not increase the maintenance for Public Works.

<b>Funding Source</b>	<b>TOTAL Account No.</b>	<b>Est. Prior COST</b>	<b>Previous CIP Exp.</b>	<b>2016-2017 Carryover</b>	<b>2017-2018</b>	<b>2018-2019</b>	<b>2019-2020</b>	<b>2020-2021</b>	<b>Beyond 5yrs</b>	
1/2-Cent Sales & Road Tax Fund	129-160-5504	\$25,495.00	\$495.00	\$0.00	\$25,000.00	\$0.00	\$0.00	\$0.00	\$0.00	\$0.00
<b>TOTALS</b>		<b>\$25,495.00</b>	<b>\$495.00</b>	<b>\$0.00</b>	<b>\$25,000.00</b>	<b>\$0.00</b>	<b>\$0.00</b>	<b>\$0.00</b>	<b>\$0.00</b>	<b>\$0.00</b>

**CITY OF SAN BERNARDINO  
CAPITAL IMPROVEMENT PROGRAM  
STREETS**

**CIP No. : SS13-037**

**SHERIDAN ROAD Pavement Rehabilitation between Lakewood Drive and State Street**

**WARD : 5**

**WORK ORDER : 7965**

**DEPARTMENT : PW/ENG**

**PROJECT DESCRIPTION:**

Pavement Rehabilitation on Sheridan Road between Lakewood Drive and State Street.

**COMMENTS:**

This project will improve the pavement surface on this portion of Sheridan Road.

This project was awarded on 10-6-2014 and was a part of a larger project of 47 locations.

The project scope includes pavement resurfacing, concrete work, striping, and traffic loops. This project is nearing completion and funding is identified for project closeout.

This project will not increase the maintenance for Public Works.

<b>Funding Source</b>	<b>Account No.</b>	<b>TOTAL COST</b>	<b>Est. Prior Exp.</b>	<b>Previous CIP Carryover</b>	<b>2016-2017</b>	<b>2017-2018</b>	<b>2018-2019</b>	<b>2019-2020</b>	<b>2020-2021</b>	<b>Beyond 5yrs</b>
1/2-Cent Sales & Road Tax Fund	129-160-5504	\$67,230.00	\$1,230.00	\$0.00	\$66,000.00	\$0.00	\$0.00	\$0.00	\$0.00	\$0.00
<b>TOTALS</b>		<b>\$67,230.00</b>	<b>\$1,230.00</b>	<b>\$0.00</b>	<b>\$66,000.00</b>	<b>\$0.00</b>	<b>\$0.00</b>	<b>\$0.00</b>	<b>\$0.00</b>	<b>\$0.00</b>

**CITY OF SAN BERNARDINO  
CAPITAL IMPROVEMENT PROGRAM  
STREETS**

**CIP No. : SS13-039**

**EVANS STREET Pavement Rehabilitation between Western Avenue and Medical Center Drive**

**WARD : 6**

**WORK ORDER : 7966**

**DEPARTMENT : PW/ENG**

**PROJECT DESCRIPTION:**

Pavement Rehabilitation on Evans Street between Western Avenue and Medical Center Drive.

**COMMENTS:**

This project will improve the pavement surface on this portion of Evans Street.

The project is one of 47 locations previously awarded. Further evaluation of the locations revealed additional repairs that require redesign. The project will be redesigned in FY 16/17 and constructed in FY 17/18.

This project will not increase the maintenance for Public Works.

<b>Funding Source</b>	<b>Account No.</b>	<b>TOTAL COST</b>	<b>Est. Prior Exp.</b>	<b>Previous CIP Carryover</b>	<b>2016-2017</b>	<b>2017-2018</b>	<b>2018-2019</b>	<b>2019-2020</b>	<b>2020-2021</b>	<b>Beyond 5yrs</b>
1/2-Cent Sales & Road Tax Fund	129-160-5504	\$60,764.00	\$764.00	\$0.00	\$0.00	\$0.00	\$60,000.00	\$0.00	\$0.00	\$0.00
<b>TOTALS</b>		<b>\$60,764.00</b>	<b>\$764.00</b>	<b>\$0.00</b>	<b>\$0.00</b>	<b>\$0.00</b>	<b>\$60,000.00</b>	<b>\$0.00</b>	<b>\$0.00</b>	<b>\$0.00</b>

**CITY OF SAN BERNARDINO  
CAPITAL IMPROVEMENT PROGRAM  
STREETS**

**CIP No. : SS14-007**

**TIPPECANOE AVENUE Pavement Rehabilitation between Harry Sheppard Drive to 3rd Street**

**WARD : 1**

**WORK ORDER : 7967**

**DEPARTMENT : PW/ENG**

**PROJECT DESCRIPTION:**

Pavement Rehabilitation on Tippecanoe Avenue between Harry Sheppard to 3rd St.

**COMMENTS:**

This project will improve the pavement surface on this portion of Tippecanoe Avenue

This project was awarded on 10-6-2014 and was a part of a larger project of 47 locations.

The project scope includes pavement resurfacing, concrete work, striping, and traffic loops. This project is nearing completion and funding is identified for project closeout.

This project will not increase the maintenance for Public Works.

<b>Funding Source</b>	<b>Account No.</b>	<b>TOTAL COST</b>	<b>Est. Prior Exp.</b>	<b>Previous CIP Carryover</b>	<b>2016-2017</b>	<b>2017-2018</b>	<b>2018-2019</b>	<b>2019-2020</b>	<b>2020-2021</b>	<b>Beyond 5yrs</b>
1/2-Cent Sales & Road Tax Fund	129-160-5504	\$25,784.00	\$3,784.00	\$0.00	\$22,000.00	\$0.00	\$0.00	\$0.00	\$0.00	\$0.00
<b>TOTALS</b>		<b>\$25,784.00</b>	<b>\$3,784.00</b>	<b>\$0.00</b>	<b>\$22,000.00</b>	<b>\$0.00</b>	<b>\$0.00</b>	<b>\$0.00</b>	<b>\$0.00</b>	<b>\$0.00</b>

**CITY OF SAN BERNARDINO  
CAPITAL IMPROVEMENT PROGRAM  
STREETS**

**CIP No. : SS14-008**

**MILL STREET Pavement Rehabilitation between Waterman Avenue to Doolittle Street**

**WARD : 1**

**WORK ORDER : 7968**

**DEPARTMENT : PW/ENG**

**PROJECT DESCRIPTION:**

MILL ST Pavement Rehabilitation between Waterman Ave to Doolittle St

**COMMENTS:**

This project will improve the pavement surface on this portion of Waterman Avenue.

This project was awarded on 10-6-2014 and was a part of a larger project of 47 locations.

The project scope includes pavement resurfacing, concrete work, striping, and traffic loops. This project is nearing completion and funding is identified for project closeout.

This project will not increase the maintenance for Public Works.

<b>Funding Source</b>	<b>Account No.</b>	<b>TOTAL COST</b>	<b>Est. Prior Exp.</b>	<b>Previous CIP Carryover</b>	<b>2016-2017</b>	<b>2017-2018</b>	<b>2018-2019</b>	<b>2019-2020</b>	<b>2020-2021</b>	<b>Beyond 5yrs</b>
1/2-Cent Sales & Road Tax Fund	129-160-5504	\$18,862.00	\$862.00	\$0.00	\$18,000.00	\$0.00	\$0.00	\$0.00	\$0.00	\$0.00
<b>TOTALS</b>		<b>\$18,862.00</b>	<b>\$862.00</b>	<b>\$0.00</b>	<b>\$18,000.00</b>	<b>\$0.00</b>	<b>\$0.00</b>	<b>\$0.00</b>	<b>\$0.00</b>	<b>\$0.00</b>

**CITY OF SAN BERNARDINO  
CAPITAL IMPROVEMENT PROGRAM  
STREETS**

**CIP No. : SS14-009**

**40TH STREET Pavement Rehabilitation between Harrison Street to Mountain Avenue**

**WARD : 4**

**WORK ORDER : 7969**

**DEPARTMENT : PW/ENG**

**PROJECT DESCRIPTION:**

40TH ST Pavement Rehabilitation between Harrison St to Mountain Ave

**COMMENTS:**

This project will improve the pavement surface on this portion of 40th Street.

This project will be constructed in conjunction with Pavement Rehabilitation SS04-018 and Storm Drain SD04-004.

This project will not increase the maintenance for Public Works.

<b>Funding Source</b>	<b>Account No.</b>	<b>TOTAL COST</b>	<b>Est. Prior Exp.</b>	<b>Previous CIP Carryover</b>	<b>2016-2017</b>	<b>2017-2018</b>	<b>2018-2019</b>	<b>2019-2020</b>	<b>2020-2021</b>	<b>Beyond 5yrs</b>
1/2-Cent Sales & Road Tax Fund	129-160-5504	\$500,667.00	\$667.00	\$0.00	\$500,000.00	\$0.00	\$0.00	\$0.00	\$0.00	\$0.00
<b>TOTALS</b>		<b>\$500,667.00</b>	<b>\$667.00</b>	<b>\$0.00</b>	<b>\$500,000.00</b>	<b>\$0.00</b>	<b>\$0.00</b>	<b>\$0.00</b>	<b>\$0.00</b>	<b>\$0.00</b>

**CITY OF SAN BERNARDINO  
CAPITAL IMPROVEMENT PROGRAM  
STREETS**

**CIP No. : SS14-013**

**WILSON STREET Pavement Rehabilitation between 9th Street to Baseline Street**

**WARD : 6**

**WORK ORDER : 7972**

**DEPARTMENT : PW/ENG**

**PROJECT DESCRIPTION:**

WILSON ST Pavement Rehabilitation between 9th St to Baseline St

**COMMENTS:**

This project will improve the pavement surface on this portion of Wilson Street

The project is one of 47 locations previously awarded. Further evaluation of the locations revealed additional repairs that require redesign. The project will be redesigned in FY 16/17 and constructed in FY 17/18.

This project will not increase the maintenance for Public Works.

<b>Funding Source</b>	<b>Account No.</b>	<b>TOTAL COST</b>	<b>Est. Prior Exp.</b>	<b>Previous CIP Carryover</b>	<b>2016-2017</b>	<b>2017-2018</b>	<b>2018-2019</b>	<b>2019-2020</b>	<b>2020-2021</b>	<b>Beyond 5yrs</b>
1/2-Cent Sales & Road Tax Fund	129-160-5504	\$103,640.00	\$640.00	\$0.00	\$0.00	\$0.00	\$103,000.00	\$0.00	\$0.00	\$0.00
<b>TOTALS</b>		<b>\$103,640.00</b>	<b>\$640.00</b>	<b>\$0.00</b>	<b>\$0.00</b>	<b>\$0.00</b>	<b>\$103,000.00</b>	<b>\$0.00</b>	<b>\$0.00</b>	<b>\$0.00</b>



**CITY OF SAN BERNARDINO  
CAPITAL IMPROVEMENT PROGRAM  
STREETS**

**CIP No. : SS14-014**

**28TH STREET Pavement Rehabilitation between Waterman Avenue to Valencia Avenue**

**WARD : 7**

**WORK ORDER : 7973**

**DEPARTMENT : PW/ENG**

**PROJECT DESCRIPTION:**

28TH ST Pavement Rehabilitation between Waterman aver to Valencia Ave

**COMMENTS:**

This project will improve the pavement surface on this portion of 28th Street.

This project was awarded on 10-6-2014 and was a part of a larger project of 47 locations.

The project scope includes pavement resurfacing, concrete work, striping, and traffic loops. This project is nearing completion and funding is identified for project closeout.

This project will not increase the maintenance for Public Works.

Funding Source	Account No.	TOTAL COST	Est. Prior Exp.	Previous CIP Carryover	2016-2017	2017-2018	2018-2019	2019-2020	2020-2021	Beyond 5yrs
1/2-Cent Sales & Road Tax Fund	129-160-5504	\$6,245.00	\$1,245.00	\$0.00	\$5,000.00	\$0.00	\$0.00	\$0.00	\$0.00	\$0.00
<b>TOTALS</b>		<b>\$6,245.00</b>	<b>\$1,245.00</b>	<b>\$0.00</b>	<b>\$5,000.00</b>	<b>\$0.00</b>	<b>\$0.00</b>	<b>\$0.00</b>	<b>\$0.00</b>	<b>\$0.00</b>

**CITY OF SAN BERNARDINO  
CAPITAL IMPROVEMENT PROGRAM  
STREETS**

**CIP No. : SS14-015**

**28TH STREET Pavement Rehabilitation between "H" Street to Arrowhead Avenue**

**WARD : 7**

**WORK ORDER : 7974**

**DEPARTMENT : PW/ENG**

**PROJECT DESCRIPTION:**

28TH ST Pavement Rehabilitation between "H" St to Arrowhead Ave

**COMMENTS:**

This project will improve the pavement surface on this portion of 28th Street.

This project was awarded on 10-6-2014 and was a part of a larger project of 47 locations.

The project scope includes pavement resurfacing, concrete work, striping, and traffic loops. This project is nearing completion and funding is identified for project closeout.

This project will not increase the maintenance for Public Works.

<b>Funding Source</b>	<b>Account No.</b>	<b>TOTAL COST</b>	<b>Est. Prior Exp.</b>	<b>Previous CIP Carryover</b>	<b>2016-2017</b>	<b>2017-2018</b>	<b>2018-2019</b>	<b>2019-2020</b>	<b>2020-2021</b>	<b>Beyond 5yrs</b>
1/2-Cent Sales & Road Tax Fund	129-160-5504	\$110,294.00	\$2,294.00	\$0.00	\$108,000.00	\$0.00	\$0.00	\$0.00	\$0.00	\$0.00
<b>TOTALS</b>		<b>\$110,294.00</b>	<b>\$2,294.00</b>	<b>\$0.00</b>	<b>\$108,000.00</b>	<b>\$0.00</b>	<b>\$0.00</b>	<b>\$0.00</b>	<b>\$0.00</b>	<b>\$0.00</b>

**CITY OF SAN BERNARDINO  
CAPITAL IMPROVEMENT PROGRAM  
STREETS**

**CIP No. : SS14-016**

**28TH STREET Pavement Rehabilitation between Arrowhead Avenue to Waterman Avenue**

**WARD : 7**

**WORK ORDER : 7975**

**DEPARTMENT : PW/ENG**

**PROJECT DESCRIPTION:**

28TH ST Pavement Rehabilitation between Arrowhead aver to Waterman Ave

**COMMENTS:**

This project will improve the pavement surface on this portion of 28th Street.

This project was awarded on 10-6-2014 and was a part of a larger project of 47 locations.

The project scope includes pavement resurfacing, concrete work, striping, and traffic loops. This project is nearing completion and funding is identified for project closeout.

This project will not increase the maintenance for Public Works.

<b>Funding Source</b>	<b>Account No.</b>	<b>TOTAL COST</b>	<b>Est. Prior Exp.</b>	<b>Previous CIP Carryover</b>	<b>2016-2017</b>	<b>2017-2018</b>	<b>2018-2019</b>	<b>2019-2020</b>	<b>2020-2021</b>	<b>Beyond 5yrs</b>
1/2-Cent Sales & Road Tax Fund	129-160-5504	\$134,834.00	\$834.00	\$0.00	\$134,000.00	\$0.00	\$0.00	\$0.00	\$0.00	\$0.00
<b>TOTALS</b>		<b>\$134,834.00</b>	<b>\$834.00</b>	<b>\$0.00</b>	<b>\$134,000.00</b>	<b>\$0.00</b>	<b>\$0.00</b>	<b>\$0.00</b>	<b>\$0.00</b>	<b>\$0.00</b>

**CITY OF SAN BERNARDINO  
CAPITAL IMPROVEMENT PROGRAM  
STREETS**

**CIP No. : SS14-017**

**ARROWHEAD AVENUE Pavement Rehabilitation between 7th Street to 9th Street**

**WARD : 1**

**WORK ORDER : 7976**

**DEPARTMENT : PW/ENG**

**PROJECT DESCRIPTION:**

**COMMENTS:**

This project will improve the pavement surface on this portion of Arrowhead Avenue

The project is one of 47 locations previously awarded. Further evaluation of the locations revealed additional repairs that require redesign. The project will be redesigned in FY 16/17 and constructed in FY 17/18.

This project will not increase the maintenance for Public Works.

Funding Source	Account No.	TOTAL COST	Est. Prior Exp.	Previous CIP Carryover	2016-2017	2017-2018	2018-2019	2019-2020	2020-2021	Beyond 5yrs
1/2-Cent Sales & Road Tax Fund	129-160-5504	\$112,581.00	\$581.00	\$0.00	\$0.00	\$0.00	\$112,000.00	\$0.00	\$0.00	\$0.00
<b>TOTALS</b>		<b>\$112,581.00</b>	<b>\$581.00</b>	<b>\$0.00</b>	<b>\$0.00</b>	<b>\$0.00</b>	<b>\$112,000.00</b>	<b>\$0.00</b>	<b>\$0.00</b>	<b>\$0.00</b>

**CITY OF SAN BERNARDINO  
CAPITAL IMPROVEMENT PROGRAM  
STREETS**

**CIP No. : SS14-018**

**9TH STREET Pavement Rehabilitation between Tippecanoe Avenue to Del Rosa Drive**

**WARD : 1**

**WORK ORDER : 7977**

**DEPARTMENT : PW/ENG**

**PROJECT DESCRIPTION:**

**COMMENTS:**

This project will improve the pavement surface on this portion of 9th Street

This project was awarded on 10-6-2014 and was a part of a larger project of 47 locations.

The project scope includes pavement resurfacing, concrete work, striping, and traffic loops. This project is nearing completion and funding is identified for project closeout.

This project will not increase the maintenance for Public Works.

<b>Funding Source</b>	<b>Account No.</b>	<b>TOTAL COST</b>	<b>Est. Prior Exp.</b>	<b>Previous CIP Carryover</b>	<b>2016-2017</b>	<b>2017-2018</b>	<b>2018-2019</b>	<b>2019-2020</b>	<b>2020-2021</b>	<b>Beyond 5yrs</b>
1/2-Cent Sales & Road Tax Fund	129-160-5504	\$17,736.00	\$736.00	\$0.00	\$17,000.00	\$0.00	\$0.00	\$0.00	\$0.00	\$0.00
<b>TOTALS</b>		<b>\$17,736.00</b>	<b>\$736.00</b>	<b>\$0.00</b>	<b>\$17,000.00</b>	<b>\$0.00</b>	<b>\$0.00</b>	<b>\$0.00</b>	<b>\$0.00</b>	<b>\$0.00</b>

**CITY OF SAN BERNARDINO  
CAPITAL IMPROVEMENT PROGRAM  
STREETS**

**CIP No. : SS14-019**

**SIERRA WAY Pavement Rehabilitation between 9th Street to Baseline Street**

**WARD : 1,2**

**WORK ORDER : 7978**

**DEPARTMENT : PW/ENG**

**PROJECT DESCRIPTION:**

**COMMENTS:**

This project will improve the pavement surface on this portion of Sierra Way.

The project is one of 47 locations previously awarded. Further evaluation of the locations revealed additional repairs that require redesign. The project will be redesigned in FY 16/17 and constructed in FY 17/18.

This project will not increase the maintenance for Public Works.

Funding Source	Account No.	TOTAL COST	Est. Prior Exp.	Previous CIP Carryover	2016-2017	2017-2018	2018-2019	2019-2020	2020-2021	Beyond 5yrs
1/2-Cent Sales & Road Tax Fund	129-160-5504	\$209,774.00	\$774.00	\$0.00	\$9,000.00	\$0.00	\$209,000.00	\$0.00	\$0.00	\$0.00
<b>TOTALS</b>		<b>\$209,774.00</b>	<b>\$774.00</b>	<b>\$0.00</b>	<b>\$9,000.00</b>	<b>\$0.00</b>	<b>\$209,000.00</b>	<b>\$0.00</b>	<b>\$0.00</b>	<b>\$0.00</b>

**CITY OF SAN BERNARDINO  
CAPITAL IMPROVEMENT PROGRAM  
STREETS**

**CIP No. : SS14-020**

**DEL ROSA AVENUE Pavement Rehabilitation between Del Rosa Drive to Highland Avenue**

**WARD : 2**

**WORK ORDER : 7979**

**DEPARTMENT : PW/ENG**

**PROJECT DESCRIPTION:**

**COMMENTS:**

This project will improve the pavement surface on this portion of Del Rosa Avenue

This project was awarded on 10-6-2014 and was a part of a larger project of 47 locations.

The project scope includes pavement resurfacing, concrete work, striping, and traffic loops. This project is nearing completion and funding is identified for project closeout.

This project will not increase the maintenance for Public Works.

<b>Funding Source</b>	<b>Account No.</b>	<b>TOTAL COST</b>	<b>Est. Prior Exp.</b>	<b>Previous CIP Carryover</b>	<b>2016-2017</b>	<b>2017-2018</b>	<b>2018-2019</b>	<b>2019-2020</b>	<b>2020-2021</b>	<b>Beyond 5yrs</b>
1/2-Cent Sales & Road Tax Fund	129-160-5504	\$24,952.00	\$952.00	\$0.00	\$24,000.00	\$0.00	\$0.00	\$0.00	\$0.00	\$0.00
<b>TOTALS</b>		<b>\$24,952.00</b>	<b>\$952.00</b>	<b>\$0.00</b>	<b>\$24,000.00</b>	<b>\$0.00</b>	<b>\$0.00</b>	<b>\$0.00</b>	<b>\$0.00</b>	<b>\$0.00</b>

**CITY OF SAN BERNARDINO  
CAPITAL IMPROVEMENT PROGRAM  
STREETS**

**CIP No. : SS14-022**

**HARRISON STREET Pavement Rehabilitation between Lynwood Drive to 40th Street**

**WARD : 4,7**

**WORK ORDER : 7980**

**DEPARTMENT : PW/ENG**

**PROJECT DESCRIPTION:**

**COMMENTS:**

This project will improve the pavement surface on this portion of Harrison Street.

This project was awarded on 10-6-2014 and was a part of a larger project of 47 locations.

The project scope includes pavement resurfacing, concrete work, striping, and traffic loops. This project is nearing completion and funding is identified for project closeout.

This project will not increase the maintenance for Public Works.

<b>Funding Source</b>	<b>Account No.</b>	<b>TOTAL COST</b>	<b>Est. Prior Exp.</b>	<b>Previous CIP Carryover</b>	<b>2016-2017</b>	<b>2017-2018</b>	<b>2018-2019</b>	<b>2019-2020</b>	<b>2020-2021</b>	<b>Beyond 5yrs</b>
1/2-Cent Sales & Road Tax Fund	129-160-5504	\$64,625.00	\$1,625.00	\$0.00	\$63,000.00	\$0.00	\$0.00	\$0.00	\$0.00	\$0.00
<b>TOTALS</b>		<b>\$64,625.00</b>	<b>\$1,625.00</b>	<b>\$0.00</b>	<b>\$63,000.00</b>	<b>\$0.00</b>	<b>\$0.00</b>	<b>\$0.00</b>	<b>\$0.00</b>	<b>\$0.00</b>



**CITY OF SAN BERNARDINO  
CAPITAL IMPROVEMENT PROGRAM  
STREETS**

**CIP No. : SS14-024**

**"G" STREET Pavement Rehabilitation between 4th Street to 6th Street**

**WARD : 1**

**WORK ORDER : 7982**

**DEPARTMENT : PW/ENG**

**PROJECT DESCRIPTION:**

**COMMENTS:**

This project will improve the pavement surface on this portion of "G" Street.

This project was awarded on 10-6-2014 and was a part of a larger project of 47 locations.

The project scope includes pavement resurfacing, concrete work, striping, and traffic loops. This project is nearing completion and funding is identified for project closeout.

This project will not increase the maintenance for Public Works.

<b>Funding Source</b>	<b>Account No.</b>	<b>TOTAL COST</b>	<b>Est. Prior Exp.</b>	<b>Previous CIP Carryover</b>	<b>2016-2017</b>	<b>2017-2018</b>	<b>2018-2019</b>	<b>2019-2020</b>	<b>2020-2021</b>	<b>Beyond 5yrs</b>
1/2-Cent Sales & Road Tax Fund	129-160-5504	\$20,626.00	\$626.00	\$0.00	\$20,000.00	\$0.00	\$0.00	\$0.00	\$0.00	\$0.00
<b>TOTALS</b>		<b>\$20,626.00</b>	<b>\$626.00</b>	<b>\$0.00</b>	<b>\$20,000.00</b>	<b>\$0.00</b>	<b>\$0.00</b>	<b>\$0.00</b>	<b>\$0.00</b>	<b>\$0.00</b>

**CITY OF SAN BERNARDINO  
CAPITAL IMPROVEMENT PROGRAM  
STREETS**

**CIP No. : SS14-025**

**8TH STREET Pavement Rehabilitation between Medical Center Drive to Mt Vernon Avenue**

**WARD : 1**

**WORK ORDER : 7983**

**DEPARTMENT : PW/ENG**

**PROJECT DESCRIPTION:**

**COMMENTS:**

This project will improve the pavement surface on this portion of 8th Street.

The project is one of 47 locations previously awarded. Further evaluation of the locations revealed additional repairs that require redesign. The project will be redesigned in FY 16/17 and constructed in FY 17/18.

This project will not increase the maintenance for Public Works.

<b>Funding Source</b>	<b>Account No.</b>	<b>TOTAL COST</b>	<b>Est. Prior Exp.</b>	<b>Previous CIP Carryover</b>	<b>2016-2017</b>	<b>2017-2018</b>	<b>2018-2019</b>	<b>2019-2020</b>	<b>2020-2021</b>	<b>Beyond 5yrs</b>
1/2-Cent Sales & Road Tax Fund	129-160-5504	\$409,888.00	\$2,888.00	\$0.00	0.00	\$0.00	\$407,000.00	\$0.00	\$0.00	\$0.00
<b>TOTALS</b>		<b>\$409,888.00</b>	<b>\$2,888.00</b>	<b>\$0.00</b>	<b>0.00</b>	<b>0.00</b>	<b>\$407,000.00</b>	<b>\$0.00</b>	<b>\$0.00</b>	<b>\$0.00</b>

**CITY OF SAN BERNARDINO  
CAPITAL IMPROVEMENT PROGRAM  
STREETS**

**CIP No. : SS14-026**

**WESTERN AVENUE Pavement Rehabilitation between Union Street to 9th Street**

**WARD : 1**

**WORK ORDER : 7984**

**DEPARTMENT : PW/ENG**

**PROJECT DESCRIPTION:**

**COMMENTS:**

This project will improve the pavement surface on this portion of Western Avenue.

The project is one of 47 locations previously awarded. Further evaluation of the locations revealed additional repairs that require redesign. The project will be redesigned in FY 16/17 and constructed in FY 17/18.

This project will not increase the maintenance for Public Works.

<b>Funding Source</b>	<b>Account No.</b>	<b>TOTAL COST</b>	<b>Est. Prior Exp.</b>	<b>Previous CIP Carryover</b>	<b>2016-2017</b>	<b>2017-2018</b>	<b>2018-2019</b>	<b>2019-2020</b>	<b>2020-2021</b>	<b>Beyond 5yrs</b>
1/2-Cent Sales & Road Tax Fund	129-160-5504	\$33,489.00	\$489.00	\$0.00	\$0.00	\$0.00	\$33,000.00	\$0.00	\$0.00	\$0.00
<b>TOTALS</b>		<b>\$33,489.00</b>	<b>\$489.00</b>	<b>\$0.00</b>	<b>\$0.00</b>	<b>\$0.00</b>	<b>\$33,000.00</b>	<b>\$0.00</b>	<b>\$0.00</b>	<b>\$0.00</b>

**CITY OF SAN BERNARDINO  
CAPITAL IMPROVEMENT PROGRAM  
STREETS**

**CIP No. : SS14-030**

**UNION STREET Pavement Rehabilitation between Mt Vernon Avenue to Western Avenue**

**WARD : 1**

**WORK ORDER : 7988**

**DEPARTMENT : PW/ENG**

**PROJECT DESCRIPTION:**

**COMMENTS:**

This project will improve the pavement surface on this portion of Union Street.

The project is one of 47 locations previously awarded. Further evaluation of the locations revealed additional repairs that require redesign. The project will be redesigned in FY 16/17 and constructed in FY 17/18.

This project will not increase the maintenance for Public Works.

<b>Funding Source</b>	<b>Account No.</b>	<b>TOTAL COST</b>	<b>Est. Prior Exp.</b>	<b>Previous CIP Carryover</b>	<b>2016-2017</b>	<b>2017-2018</b>	<b>2018-2019</b>	<b>2019-2020</b>	<b>2020-2021</b>	<b>Beyond 5yrs</b>
1/2-Cent Sales & Road Tax Fund	129-160-5504	\$76,665.00	\$665.00	\$0.00	\$0.00	\$0.00	\$76,000.00	\$0.00	\$0.00	\$0.00
<b>TOTALS</b>		<b>\$76,665.00</b>	<b>\$665.00</b>	<b>\$0.00</b>	<b>\$0.00</b>	<b>\$0.00</b>	<b>\$76,000.00</b>	<b>\$0.00</b>	<b>\$0.00</b>	<b>\$0.00</b>

**CITY OF SAN BERNARDINO  
CAPITAL IMPROVEMENT PROGRAM  
STREETS**

**CIP No. : SS14-033**

**WINDSOR DRIVE Pavement Rehabilitation between Park Drive to Morgan Road**

**WARD : 5**

**WORK ORDER : 8018**

**DEPARTMENT : PW/ENG**

**PROJECT DESCRIPTION:**

Rehabilitate the Pavement for Windsor Drive from Park Drive to Morgan Road

**COMMENTS:**

This project will improve the pavement surface on this portion of Windsor Drive, ADA provide accessible ramps at intersections and restripe the street.

This project along with 11 other similar projects will be bundled together to create our larger project.

In FY 16/17 staff will obtain a consultant to design, advertise, bid & award this project.

Construction will start FY 17/18

This project will not increase the maintenance for Public Works.

<b>Funding Source</b>	<b>Account No.</b>	<b>TOTAL COST</b>	<b>Est. Prior Exp.</b>	<b>Previous CIP Carryover</b>	<b>2016-2017</b>	<b>2017-2018</b>	<b>2018-2019</b>	<b>2019-2020</b>	<b>2020-2021</b>	<b>Beyond 5yrs</b>
1/2-Cent Sales & Road Tax Fund	129-160-5504	\$80,700.00	\$0.00	\$0.00	\$700.00	\$80,000.00	\$0.00	\$0.00	\$0.00	\$0.00
<b>TOTALS</b>		<b>\$80,700.00</b>	<b>\$0.00</b>	<b>\$0.00</b>	<b>\$700.00</b>	<b>\$80,000.00</b>	<b>\$0.00</b>	<b>\$0.00</b>	<b>\$0.00</b>	<b>\$0.00</b>

**CITY OF SAN BERNARDINO  
CAPITAL IMPROVEMENT PROGRAM  
STREETS**

**CIP No. : SS14-035**

**29TH STREET Pavement Rehabilitation between Waterman Avenue to Valencia Avenue**

**WARD : 7**

**WORK ORDER : 7990**

**DEPARTMENT : PW/ENG**

**PROJECT DESCRIPTION:**

**COMMENTS:**

This project will improve the pavement surface on this portion of 29th Street.

This project was awarded on 10-6-2014 and was a part of a larger project of 47 locations.

The project scope includes pavement resurfacing, concrete work, striping, and traffic loops. This project is nearing completion and funding is identified for project closeout.

This project will not increase the maintenance for Public Works.

<b>Funding Source</b>	<b>Account No.</b>	<b>TOTAL COST</b>	<b>Est. Prior Exp.</b>	<b>Previous CIP Carryover</b>	<b>2016-2017</b>	<b>2017-2018</b>	<b>2018-2019</b>	<b>2019-2020</b>	<b>2020-2021</b>	<b>Beyond 5yrs</b>
1/2-Cent Sales & Road Tax Fund	129-160-5504	\$44,889.00	\$889.00	\$0.00	\$44,000.00	\$0.00	\$0.00	\$0.00	\$0.00	\$0.00
<b>TOTALS</b>		<b>\$44,889.00</b>	<b>\$889.00</b>	<b>\$0.00</b>	<b>\$44,000.00</b>	<b>\$0.00</b>	<b>\$0.00</b>	<b>\$0.00</b>	<b>\$0.00</b>	<b>\$0.00</b>

**CITY OF SAN BERNARDINO  
CAPITAL IMPROVEMENT PROGRAM  
STREETS**

**CIP No. : SS14-040**

**SPRUCE STREET Pavement Rehabilitation between Pico Avenue to Mt Vernon Avenue**

**WARD : 1**

**WORK ORDER : 7993**

**DEPARTMENT : PW/ENG**

**PROJECT DESCRIPTION:**

**COMMENTS:**

This project will improve the pavement surface on this portion of Spruce Street.

This project was awarded on 10-6-2014 and was a part of a larger project of 47 locations.

The project scope includes pavement resurfacing, concrete work, striping, and traffic loops. This project is nearing completion and funding is identified for project closeout.

This project will not increase the maintenance for Public Works.

<b>Funding Source</b>	<b>Account No.</b>	<b>TOTAL COST</b>	<b>Est. Prior Exp.</b>	<b>Previous CIP Carryover</b>	<b>2016-2017</b>	<b>2017-2018</b>	<b>2018-2019</b>	<b>2019-2020</b>	<b>2020-2021</b>	<b>Beyond 5yrs</b>
1/2-Cent Sales & Road Tax Fund	129-160-5504	\$25,464.00	\$464.00	\$0.00	\$25,000.00	\$0.00	\$0.00	\$0.00	\$0.00	\$0.00
<b>TOTALS</b>		<b>\$25,464.00</b>	<b>\$464.00</b>	<b>\$0.00</b>	<b>\$25,000.00</b>	<b>\$0.00</b>	<b>\$0.00</b>	<b>\$0.00</b>	<b>\$0.00</b>	<b>\$0.00</b>

**CITY OF SAN BERNARDINO  
CAPITAL IMPROVEMENT PROGRAM  
STREETS**

**CIP No. : SS14-041**

**EUCALYPTUS AVENUE Pavement Rehabilitation between Santolinas Street to Park Vista Drive**

**WARD : 3**

**WORK ORDER : 7994**

**DEPARTMENT : PW/ENG**

**PROJECT DESCRIPTION:**

**COMMENTS:**

This project will improve the pavement surface on this portion of Eucalyptus Avenue.

This project was awarded on 10-6-2014 and was a part of a larger project of 47 locations.

The project scope includes pavement resurfacing, concrete work, striping, and traffic loops. This project is nearing completion and funding is identified for project closeout.

This project will not increase the maintenance for Public Works.

<b>Funding Source</b>	<b>Account No.</b>	<b>TOTAL COST</b>	<b>Est. Prior Exp.</b>	<b>Previous CIP Carryover</b>	<b>2016-2017</b>	<b>2017-2018</b>	<b>2018-2019</b>	<b>2019-2020</b>	<b>2020-2021</b>	<b>Beyond 5yrs</b>
1/2-Cent Sales & Road Tax Fund	129-160-5504	\$11,691.00	\$691.00	\$0.00	\$11,000.00	\$0.00	\$0.00	\$0.00	\$0.00	\$0.00
<b>TOTALS</b>		<b>\$11,691.00</b>	<b>\$691.00</b>	<b>\$0.00</b>	<b>\$11,000.00</b>	<b>\$0.00</b>	<b>\$0.00</b>	<b>\$0.00</b>	<b>\$0.00</b>	<b>\$0.00</b>



**CITY OF SAN BERNARDINO  
CAPITAL IMPROVEMENT PROGRAM  
STREETS**

**CIP No. : SS14-043**

**MT VERNON AVENUE – Bridge Shoring Inspection**

**WARD : 1,3**

**WORK ORDER : 7947**

**DEPARTMENT : PW/ENG**

**PROJECT DESCRIPTION:**

The shoring was originally installed in 2004. In 2014 it was upgraded to provide for a 10 year life.

**COMMENTS:**

Caltrans is requiring that the shoring be inspected every year and repairs made as necessary. The shoring inspection is currently overdue and some repairs are expected.

In FY 16/17 staff will obtain a consultant to inspect the shoring and recommend repairs. Staff will also implement the repairs.

This project will increase the maintenance for Public Works.

Funding Source	Account No.	TOTAL COST	Est. Prior Exp.	Previous CIP Carryover	2016-2017	2017-2018	2018-2019	2019-2020	2020-2021	Beyond 5yrs
Regional Circulation Systems Fee Fund	264-160-5504	\$50,000.00	\$0.00	\$0.00	\$50,000.00	\$0.00	\$0.00	\$0.00	\$0.00	\$0.00
<b>TOTALS</b>		<b>\$50,000.00</b>	<b>\$0.00</b>	<b>\$0.00</b>	<b>\$50,000.00</b>	<b>\$0.00</b>	<b>\$0.00</b>	<b>\$0.00</b>	<b>\$0.00</b>	<b>\$0.00</b>

**CITY OF SAN BERNARDINO  
CAPITAL IMPROVEMENT PROGRAM  
STREETS**

**CIP No. : SS15-001**

**PALM AVENUE (co-op with the City of Highland-lead) Bike Lanes at Pacific Street**

**WARD : 4**

**WORK ORDER : 7949**

**DEPARTMENT : PW/ENG**

**PROJECT DESCRIPTION:**

Installation of Bike Lanes on Palm Avenue at Pacific St , City of Highland is lead.

**COMMENTS:**

Tis Co-op with the City of Highland as Lead will install bike lanes for Palm Ave and Pacific St.

This Project will increase the maintenance for Public Works

<b>Funding Source</b>	<b>Account No.</b>	<b>TOTAL COST</b>	<b>Est. Prior Exp.</b>	<b>Previous CIP Carryover</b>	<b>2016-2017</b>	<b>2017-2018</b>	<b>2018-2019</b>	<b>2019-2020</b>	<b>2020-2021</b>	<b>Beyond 5yrs</b>
Gas Tax (HUTA) Fund	126-160-5504	\$45,000.00	\$0.00	\$0.00	\$45,000.00	\$0.00	\$0.00	\$0.00	\$0.00	\$0.00
<b>TOTALS</b>		<b>\$45,000.00</b>	<b>\$0.00</b>	<b>\$0.00</b>	<b>\$45,000.00</b>	<b>\$0.00</b>	<b>\$0.00</b>	<b>\$0.00</b>	<b>\$0.00</b>	<b>\$0.00</b>

**CITY OF SAN BERNARDINO  
CAPITAL IMPROVEMENT PROGRAM  
STREETS**

**CIP No. : SS15-002**

**STERLING AVENUE Pavement Rehabilitation (co-op County of San Bernardino) between Pacific Avenue and Highland Avenue**

**WARD : 7**

**WORK ORDER : 7995**

**DEPARTMENT : PW/ENG**

**PROJECT DESCRIPTION:**

Pavement Rehabilitation for Sterling Avenue from Pacific St to Highland Ave a Co-op with the County of San Bernardino, and they are lead.

**COMMENTS:**

This project will not increase the maintenance for Public Works.

<b>Funding Source</b>	<b>TOTAL Account No.</b>	<b>Est. Prior COST</b>	<b>Previous CIP Exp. Carryover</b>	<b>2016-2017</b>	<b>2017-2018</b>	<b>2018-2019</b>	<b>2019-2020</b>	<b>2020-2021</b>	<b>Beyond 5yrs</b>	
1/2-Cent Sales & Road Tax Fund	129-160-5504	\$500,000.00	\$0.00	\$0.00	\$300,000.00	\$200,000.00	\$0.00	\$0.00	\$0.00	\$0.00
<b>TOTALS</b>		<b>\$500,000.00</b>	<b>\$0.00</b>	<b>\$0.00</b>	<b>\$300,000.00</b>	<b>\$200,000.00</b>	<b>\$0.00</b>	<b>\$0.00</b>	<b>\$0.00</b>	<b>\$0.00</b>

**CITY OF SAN BERNARDINO  
CAPITAL IMPROVEMENT PROGRAM  
STREETS**

CIP No. : SS15-003

**"J" STREET Pavement Rehabilitation between 8th Street and 11th Street**

WARD : 1

WORK ORDER : 7996

DEPARTMENT : PW/ENG

**PROJECT DESCRIPTION:**

**COMMENTS:**

This project will improve the pavement surface on this portion of "J" Street.

The project is one of 47 locations previously awarded. Further evaluation of the locations revealed additional repairs that require redesign. The project will be redesigned in FY 16/17 and constructed in FY 17/18.

This project will not increase the maintenance for Public Works.

Funding Source	Account No.	TOTAL COST	Est. Prior Exp.	Previous CIP Carryover	2016-2017	2017-2018	2018-2019	2019-2020	2020-2021	Beyond 5yrs
1/2-Cent Sales & Road Tax Fund	129-160-5504	\$122,430.00	\$430.00	\$0.00	\$0.00	\$0.00	\$122,000.00	\$0.00	\$0.00	\$0.00
<b>TOTALS</b>		<b>\$122,430.00</b>	<b>\$430.00</b>	<b>\$0.00</b>	<b>\$0.00</b>	<b>\$0.00</b>	<b>\$122,000.00</b>	<b>\$0.00</b>	<b>\$0.00</b>	<b>\$0.00</b>

**CITY OF SAN BERNARDINO  
CAPITAL IMPROVEMENT PROGRAM  
STREETS**

**CIP No. : SS15-005**

**CALIFORNIA STREET Pavement Rehabilitation between Highland Avenue and Porter Street**

**WARD : 6**

**WORK ORDER : 8019**

**DEPARTMENT : PW/ENG**

**PROJECT DESCRIPTION:**

Rehabilitate the pavement for California Street from Highland Avenue to Porter Street.

**COMMENTS:**

This project along with 11 other similar projects will be bundled together to create our larger project.

In FY 16/17 staff will obtain a consultant to design, advertise, bid & award this project.

Construction will start FY 17/18

This project will not increase the maintenance for Public Works.

<b>Funding Source</b>	<b>Account No.</b>	<b>TOTAL COST</b>	<b>Est. Prior Exp.</b>	<b>Previous CIP Carryover</b>	<b>2016-2017</b>	<b>2017-2018</b>	<b>2018-2019</b>	<b>2019-2020</b>	<b>2020-2021</b>	<b>Beyond 5yrs</b>
1/2-Cent Sales & Road Tax Fund	129-160-5504	\$250,000.00	\$0.00	\$0.00	\$10,000.00	\$240,000.00	\$0.00	\$0.00	\$0.00	\$0.00
<b>TOTALS</b>		<b>\$250,000.00</b>	<b>\$0.00</b>	<b>\$0.00</b>	<b>\$10,000.00</b>	<b>\$240,000.00</b>	<b>\$0.00</b>	<b>\$0.00</b>	<b>\$0.00</b>	<b>\$0.00</b>

**CITY OF SAN BERNARDINO  
CAPITAL IMPROVEMENT PROGRAM  
STREETS**

**CIP No. : SS15-006**

**TIPPECANOE AVENUE Pavement Rehabilitation between Vine Street to 9th Street**

**WARD : 1**

**WORK ORDER : 8020**

**DEPARTMENT : PW/ENG**

**PROJECT DESCRIPTION:**

Rehabilitate the pavement for Tippecanoe Avenue from Vine Street to 9th Street.

**COMMENTS:**

This project along with 11 other similar projects will be bundled together to create our larger project.

In FY 16/17 staff will obtain a consultant to design, advertise, bid & award this project.

Construction will start FY 17/18

This project will not increase the maintenance for Public Works.

<b>Funding Source</b>	<b>Account No.</b>	<b>TOTAL COST</b>	<b>Est. Prior Exp.</b>	<b>Previous CIP Carryover</b>	<b>2016-2017</b>	<b>2017-2018</b>	<b>2018-2019</b>	<b>2019-2020</b>	<b>2020-2021</b>	<b>Beyond 5yrs</b>
1/2-Cent Sales & Road Tax Fund	129-160-5504	\$88,600.00	\$0.00	\$0.00	\$8,600.00	\$80,000.00	\$0.00	\$0.00	\$0.00	\$0.00
<b>TOTALS</b>		<b>\$88,600.00</b>	<b>\$0.00</b>	<b>\$0.00</b>	<b>\$8,600.00</b>	<b>\$80,000.00</b>	<b>\$0.00</b>	<b>\$0.00</b>	<b>\$0.00</b>	<b>\$0.00</b>

**CITY OF SAN BERNARDINO  
CAPITAL IMPROVEMENT PROGRAM  
STREETS**

**CIP No. : SS15-007**

**AIRPORT DRIVE Pavement Rehabilitation between Commercenter East to Commercenter West**

**WARD : 3**

**WORK ORDER : 7997**

**DEPARTMENT : PW/ENG**

**PROJECT DESCRIPTION:**

**COMMENTS:**

This project will improve the pavement surface on this portion of Airport Drive.

This project was awarded on 10-6-2014 and was a part of a larger project of 47 locations.

The project scope includes pavement resurfacing, concrete work, striping, and traffic loops. This project is nearing completion and funding is identified for project closeout.

This project will not increase the maintenance for Public Works.

<b>Funding Source</b>	<b>Account No.</b>	<b>TOTAL COST</b>	<b>Est. Prior Exp.</b>	<b>Previous CIP Carryover</b>	<b>2016-2017</b>	<b>2017-2018</b>	<b>2018-2019</b>	<b>2019-2020</b>	<b>2020-2021</b>	<b>Beyond 5yrs</b>
1/2-Cent Sales & Road Tax Fund	129-160-5504	\$7,547.00	\$547.00	\$0.00	\$7,000.00	\$0.00	\$0.00	\$0.00	\$0.00	\$0.00
<b>TOTALS</b>		<b>\$7,547.00</b>	<b>\$547.00</b>	<b>\$0.00</b>	<b>\$7,000.00</b>	<b>\$0.00</b>	<b>\$0.00</b>	<b>\$0.00</b>	<b>\$0.00</b>	<b>\$0.00</b>

**CITY OF SAN BERNARDINO  
CAPITAL IMPROVEMENT PROGRAM  
STREETS**

**CIP No. : SS15-008**

**IRVINGTON AVENUE Pavement Rehabilitation between Chestnut Avenue to Palm Avenue**

**WARD : 5**

**WORK ORDER : 8021**

**DEPARTMENT : PW/ENG**

**PROJECT DESCRIPTION:**

Rehabilitate the pavement for Irvington Avenue from Chestnut Avenue to Palm Avenue

**COMMENTS:**

This project will improve the pavement surface on this portion of Irvington Avenue.

This project along with 11 other similar projects will be bundled together to create our larger project.

In FY 16/17 staff will obtain a consultant to design, advertise, bid & award this project.

Construction will start FY 17/18

This project will not increase the maintenance for Public Works.

<b>Funding Source</b>	<b>Account No.</b>	<b>TOTAL COST</b>	<b>Est. Prior Exp.</b>	<b>Previous CIP Carryover</b>	<b>2016-2017</b>	<b>2017-2018</b>	<b>2018-2019</b>	<b>2019-2020</b>	<b>2020-2021</b>	<b>Beyond 5yrs</b>
1/2-Cent Sales & Road Tax Fund	129-160-5504	\$56,000.00	\$0.00	\$0.00	\$6,000.00	\$50,000.00	\$0.00	\$0.00	\$0.00	\$0.00
<b>TOTALS</b>		<b>\$56,000.00</b>	<b>\$0.00</b>	<b>\$0.00</b>	<b>\$6,000.00</b>	<b>\$50,000.00</b>	<b>\$0.00</b>	<b>\$0.00</b>	<b>\$0.00</b>	<b>\$0.00</b>



**CITY OF SAN BERNARDINO  
CAPITAL IMPROVEMENT PROGRAM  
STREETS**

**CIP No. : SS15-009**

**BASELINE STREET Pavement Rehabilitation between Canyon Road to Conejo Drive**

**WARD : 1**

**WORK ORDER : 8022**

**DEPARTMENT : PW/ENG**

**PROJECT DESCRIPTION:**

Rehabilitate the pavement from Baseline Street from Canyon Road to Conejo Drive

**COMMENTS:**

This project will improve the pavement surface on this portion of Baseline Street.

This project along with 11 other similar projects will be bundled together to create our larger project.

In FY 16/17 staff will obtain a consultant to design, advertise, bid & award this project.

Construction will start FY 17/18

This project will not increase the maintenance for Public Works.

<b>Funding Source</b>	<b>Account No.</b>	<b>TOTAL COST</b>	<b>Est. Prior Exp.</b>	<b>Previous CIP Carryover</b>	<b>2016-2017</b>	<b>2017-2018</b>	<b>2018-2019</b>	<b>2019-2020</b>	<b>2020-2021</b>	<b>Beyond 5yrs</b>
1/2-Cent Sales & Road Tax Fund	129-160-5504	\$109,900.00	\$0.00	\$0.00	\$9,900.00	\$100,000.00	\$0.00	\$0.00	\$0.00	\$0.00
<b>TOTALS</b>		<b>\$109,900.00</b>	<b>\$0.00</b>	<b>\$0.00</b>	<b>\$9,900.00</b>	<b>\$100,000.00</b>	<b>\$0.00</b>	<b>\$0.00</b>	<b>\$0.00</b>	<b>\$0.00</b>

**CITY OF SAN BERNARDINO  
CAPITAL IMPROVEMENT PROGRAM  
STREETS**

**CIP No. : SS15-011**

**RIALTO AVENUE Pavement Rehabilitation between Meridian Avenue and Pepper Avenue**

**WARD : 6**

**WORK ORDER : 7999**

**DEPARTMENT : PW/ENG**

**PROJECT DESCRIPTION:**

**COMMENTS:**

This project will improve the pavement surface on this portion of Rialto Avenue

This project was awarded on 10-6-2014 and was a part of a larger project of 47 locations.

The project scope includes pavement resurfacing, concrete work, striping, and traffic loops. This project is nearing completion and funding is identified for project closeout

This project will not increase the maintenance for Public Works.

Funding Source	Account No.	TOTAL COST	Est. Prior Exp.	Previous CIP Carryover	2016-2017	2017-2018	2018-2019	2019-2020	2020-2021	Beyond 5yrs
1/2-Cent Sales & Road Tax Fund	129-160-5504	\$11,519.00	\$519.00	\$0.00	\$11,000.00	\$0.00	\$0.00	\$0.00	\$0.00	\$0.00
<b>TOTALS</b>		<b>\$11,519.00</b>	<b>\$519.00</b>	<b>\$0.00</b>	<b>\$11,000.00</b>	<b>\$0.00</b>	<b>\$0.00</b>	<b>\$0.00</b>	<b>\$0.00</b>	<b>\$0.00</b>

**CITY OF SAN BERNARDINO  
CAPITAL IMPROVEMENT PROGRAM  
STREETS**

**CIP No. : SS15-012**

**BRIER DRIVE Pavement Rehabilitation between Gifford Avenue and Tippecanoe Avenue**

**WARD : 3**

**WORK ORDER : 8002**

**DEPARTMENT : PW/ENG**

**PROJECT DESCRIPTION:**

**COMMENTS:**

This project will improve the pavement surface on this portion of Brier Drive.

This project was awarded on 10-6-2014 and was a part of a larger project of 47 locations.

The project scope includes pavement resurfacing, concrete work, striping, and traffic loops. This project is nearing completion and funding is identified for project closeout

This project will not increase the maintenance for Public Works.

<b>Funding Source</b>	<b>Account No.</b>	<b>TOTAL COST</b>	<b>Est. Prior Exp.</b>	<b>Previous CIP Carryover</b>	<b>2016-2017</b>	<b>2017-2018</b>	<b>2018-2019</b>	<b>2019-2020</b>	<b>2020-2021</b>	<b>Beyond 5yrs</b>
1/2-Cent Sales & Road Tax Fund	129-160-5504	\$17,328.00	\$1,328.00	\$0.00	\$16,000.00	\$0.00	\$0.00	\$0.00	\$0.00	\$0.00
<b>TOTALS</b>		<b>\$17,328.00</b>	<b>\$1,328.00</b>	<b>\$0.00</b>	<b>\$16,000.00</b>	<b>\$0.00</b>	<b>\$0.00</b>	<b>\$0.00</b>	<b>\$0.00</b>	<b>\$0.00</b>

**CITY OF SAN BERNARDINO  
CAPITAL IMPROVEMENT PROGRAM  
STREETS**

**CIP No. : SS15-017**

**"I" STREET Pavement Rehabilitation between 14th Street and Evans Street**

**WARD : 1**

**WORK ORDER : 8006**

**DEPARTMENT : PW/ENG**

**PROJECT DESCRIPTION:**

**COMMENTS:**

This project will improve the pavement surface on this portion of "I" Street.

This project was awarded on 10-6-2014 and was a part of a larger project of 47 locations.

The project scope includes pavement resurfacing, concrete work, striping, and traffic loops. This project is nearing completion and funding is identified for project closeout

This project will not increase the maintenance for Public Works.

<b>Funding Source</b>	<b>Account No.</b>	<b>TOTAL COST</b>	<b>Est. Prior Exp.</b>	<b>Previous CIP Carryover</b>	<b>2016-2017</b>	<b>2017-2018</b>	<b>2018-2019</b>	<b>2019-2020</b>	<b>2020-2021</b>	<b>Beyond 5yrs</b>
1/2-Cent Sales & Road Tax Fund	129-160-5504	\$30,973.00	\$973.00	\$0.00	\$30,000.00	\$0.00	\$0.00	\$0.00	\$0.00	\$0.00
<b>TOTALS</b>		<b>\$30,973.00</b>	<b>\$973.00</b>	<b>\$0.00</b>	<b>\$30,000.00</b>	<b>\$0.00</b>	<b>\$0.00</b>	<b>\$0.00</b>	<b>\$0.00</b>	<b>\$0.00</b>

**CITY OF SAN BERNARDINO  
CAPITAL IMPROVEMENT PROGRAM  
STREETS**

**CIP No. : SS15-019**

**HIGHLAND AVENUE Pavement Rehabilitation between "H" Street and "G" Street**

**WARD : 2**

**WORK ORDER : 8023**

**DEPARTMENT : PW/ENG**

**PROJECT DESCRIPTION:**

Rehabilitate the pavement on Highland Avenue from "H" Street and "G" Street

**COMMENTS:**

This project will improve the pavement surface on this portion of Highland Avenue.

This project along with 11 other similar projects will be bundled together to create our larger project.

In FY 16/17 staff will obtain a consultant to design, advertise, bid & award this project.

Construction will start FY 17/18

This project will not increase the maintenance for Public Works.

<b>Funding Source</b>	<b>Account No.</b>	<b>TOTAL COST</b>	<b>Est. Prior Exp.</b>	<b>Previous CIP Carryover</b>	<b>2016-2017</b>	<b>2017-2018</b>	<b>2018-2019</b>	<b>2019-2020</b>	<b>2020-2021</b>	<b>Beyond 5yrs</b>
1/2-Cent Sales & Road Tax Fund	129-160-5504	\$90,600.00	\$0.00	\$0.00	\$600.00	\$90,000.00	\$0.00	\$0.00	\$0.00	\$0.00
<b>TOTALS</b>		<b>\$90,600.00</b>	<b>\$0.00</b>	<b>\$0.00</b>	<b>\$600.00</b>	<b>\$90,000.00</b>	<b>\$0.00</b>	<b>\$0.00</b>	<b>\$0.00</b>	<b>\$0.00</b>

**CITY OF SAN BERNARDINO  
CAPITAL IMPROVEMENT PROGRAM  
STREETS**

**CIP No. : SS15-020**

**MAGNOLIA DRIVE Pavement between 48th Street to Reservoir Street**

**WARD : 5**

**WORK ORDER : 8024**

**DEPARTMENT : PW/ENG**

**PROJECT DESCRIPTION:**

Rehabilitate the pavement on Magnolia Drive from 48th Street to Reservoir Street

**COMMENTS:**

This project will improve the pavement surface on this portion of Magnolia Drive.

This project along with 11 other similar projects will be bundled together to create our larger project.

In FY 16/17 staff will obtain a consultant to design, advertise, bid & award this project.

Construction will start FY 17/18

This project will not increase the maintenance for Public Works.

<b>Funding Source</b>	<b>Account No.</b>	<b>TOTAL COST</b>	<b>Est. Prior Exp.</b>	<b>Previous CIP Carryover</b>	<b>2016-2017</b>	<b>2017-2018</b>	<b>2018-2019</b>	<b>2019-2020</b>	<b>2020-2021</b>	<b>Beyond 5yrs</b>
1/2-Cent Sales & Road Tax Fund	129-160-5504	\$28,400.00	\$0.00	\$0.00	\$3,400.00	\$25,000.00	\$0.00	\$0.00	\$0.00	\$0.00
<b>TOTALS</b>		<b>\$28,400.00</b>	<b>\$0.00</b>	<b>\$0.00</b>	<b>\$3,400.00</b>	<b>\$25,000.00</b>	<b>\$0.00</b>	<b>\$0.00</b>	<b>\$0.00</b>	<b>\$0.00</b>

**CITY OF SAN BERNARDINO  
CAPITAL IMPROVEMENT PROGRAM  
STREETS**

**CIP No. : SS15-021**

**PARK DRIVE Pavement Rehabilitation between Morgan Road to Loyola Drive**

**WARD : 5**

**WORK ORDER : 8025**

**DEPARTMENT : PW/ENG**

**PROJECT DESCRIPTION:**

Rehabilitate the pavement on Park Drive from Morgan Road to Loyola Drive

**COMMENTS:**

This project will improve the pavement surface on this portion of Park Drive.

This project along with 11 other similar projects will be bundled together to create our larger project.

In FY 16/17 staff will obtain a consultant to design, advertise, bid & award this project.

Construction will start FY 17/18

This project will not increase the maintenance for Public Works.

<b>Funding Source</b>	<b>Account No.</b>	<b>TOTAL COST</b>	<b>Est. Prior Exp.</b>	<b>Previous CIP Carryover</b>	<b>2016-2017</b>	<b>2017-2018</b>	<b>2018-2019</b>	<b>2019-2020</b>	<b>2020-2021</b>	<b>Beyond 5yrs</b>
1/2-Cent Sales & Road Tax Fund	129-160-5504	\$38,400.00	\$0.00	\$0.00	\$3,400.00	\$35,000.00	\$0.00	\$0.00	\$0.00	\$0.00
<b>TOTALS</b>		<b>\$38,400.00</b>	<b>\$0.00</b>	<b>\$0.00</b>	<b>\$3,400.00</b>	<b>\$35,000.00</b>	<b>\$0.00</b>	<b>\$0.00</b>	<b>\$0.00</b>	<b>\$0.00</b>

**CITY OF SAN BERNARDINO  
CAPITAL IMPROVEMENT PROGRAM  
STREETS**

**CIP No. : SS15-022**

**HIGHLAND AVENUE Pavement Rehabilitation between Sterling Avenue to Guthrie Avenue**

**WARD : 7**

**WORK ORDER : 8026**

**DEPARTMENT : PW/ENG**

**PROJECT DESCRIPTION:**

Rehabilitate the pavement on Highland Avenue from Sterling Avenue to Guthrie Avenue.

**COMMENTS:**

This project will improve the pavement surface on this portion of Highland Avenue.

This project along with 11 other similar projects will be bundled together to create our larger project.

In FY 16/17 staff will obtain a consultant to design, advertise, bid & award this project.

Construction will start FY 17/18

This project will not increase the maintenance for Public Works.

<b>Funding Source</b>	<b>Account No.</b>	<b>TOTAL COST</b>	<b>Est. Prior Exp.</b>	<b>Previous CIP Carryover</b>	<b>2016-2017</b>	<b>2017-2018</b>	<b>2018-2019</b>	<b>2019-2020</b>	<b>2020-2021</b>	<b>Beyond 5yrs</b>
1/2-Cent Sales & Road Tax Fund	129-160-5504	\$177,400.00	\$0.00	\$0.00	\$7,400.00	\$170,000.00	\$0.00	\$0.00	\$0.00	\$0.00
<b>TOTALS</b>		<b>\$177,400.00</b>	<b>\$0.00</b>	<b>\$0.00</b>	<b>\$7,400.00</b>	<b>\$170,000.00</b>	<b>\$0.00</b>	<b>\$0.00</b>	<b>\$0.00</b>	<b>\$0.00</b>



**CITY OF SAN BERNARDINO  
CAPITAL IMPROVEMENT PROGRAM  
STREETS**

**CIP No. : SS15-048**

**HIGHLAND AVENUE Pavement Rehabilitation between SR 259 (State Route 259 or Crosstown Freeway) and H Street**

**WARD : 2**

**WORK ORDER : 8027**

**DEPARTMENT : PW/ENG**

**PROJECT DESCRIPTION:**

Rehabilitate pavement for Highland Avenue from SR 259 and H Street

**COMMENTS:**

This project will improve the pavement and this project along with 11 others will be bundled together to create a long project with the same type of work.

This FY 16/17 staff will obtain a consultant to package up, advertise, bid & award this project.

Construction will start FY 17/18

This project will not increase the maintenance for Public Works.

<b>Funding Source</b>	<b>Account No.</b>	<b>TOTAL COST</b>	<b>Est. Prior Exp.</b>	<b>Previous CIP Carryover</b>	<b>2016-2017</b>	<b>2017-2018</b>	<b>2018-2019</b>	<b>2019-2020</b>	<b>2020-2021</b>	<b>Beyond 5yrs</b>
1/2-Cent Sales & Road Tax Fund	129-160-5504	\$21,000.00	\$0.00	\$0.00	\$1,000.00	\$20,000.00	\$0.00	\$0.00	\$0.00	\$0.00
<b>TOTALS</b>		<b>\$21,000.00</b>	<b>\$0.00</b>	<b>\$0.00</b>	<b>\$1,000.00</b>	<b>\$20,000.00</b>	<b>\$0.00</b>	<b>\$0.00</b>	<b>\$0.00</b>	<b>\$0.00</b>

**CITY OF SAN BERNARDINO  
CAPITAL IMPROVEMENT PROGRAM  
STREETS**

**CIP No. : SS16-020**

**CO-OP With the City of Highland for BASELINE STREET Rehabilitation from Del Rosa to Cole Ave. (MSRC)**

**WARD : 1,7**

**WORK ORDER : 8028**

**DEPARTMENT : PW/ENG**

**PROJECT DESCRIPTION:**

Rehabilitate the pavement for Baseline Street from Del Rosa to Cole Avenue

**COMMENTS:**

On April 4th, 2016, the council approved resolution 2016-74 for a co-op agreement with the City of Highland for 7 projects. These projects are being led by the City of Highland. After inspection and final the City of San Bernardino can release the reimbursements identified in the resolution.

This project will not increase the maintenance for Public Works.

<b>Funding Source</b>	<b>Account No.</b>	<b>TOTAL COST</b>	<b>Est. Prior Exp.</b>	<b>Previous CIP Carryover</b>	<b>2016-2017</b>	<b>2017-2018</b>	<b>2018-2019</b>	<b>2019-2020</b>	<b>2020-2021</b>	<b>Beyond 5yrs</b>
1/2-Cent Sales & Road Tax Fund	129-160-5504	\$277,400.00	\$0.00	\$0.00	\$277,400.00	\$0.00	\$0.00	\$0.00	\$0.00	\$0.00
<b>TOTALS</b>		<b>\$277,400.00</b>	<b>\$0.00</b>	<b>\$0.00</b>	<b>\$277,400.00</b>	<b>\$0.00</b>	<b>\$0.00</b>	<b>\$0.00</b>	<b>\$0.00</b>	<b>\$0.00</b>

**CITY OF SAN BERNARDINO  
CAPITAL IMPROVEMENT PROGRAM  
STREETS**

**CIP No. : SS16-021**

**CO-OP With City of Highland for 14TH STREET Crosswalk Ramps no parking signs (SR2S)**

**WARD : 4**

**WORK ORDER : 8029**

**DEPARTMENT : PW/ENG**

**PROJECT DESCRIPTION:**

Install sidewalk and ramps for 14th Street

**COMMENTS:**

This project includes construction of sidewalk, curb ramps and striping.

On April 4th, 2016, the council approved resolution 2016-74 for a co-op agreement with the City of Highland for 7 projects. These projects are being led by the City of Highland. After inspection and final the City of San Bernardino can release the reimbursements identified in the resolution.

This project will not increase the maintenance for Public Works.

<b>Funding Source</b>	<b>Account No.</b>	<b>TOTAL COST</b>	<b>Est. Prior Exp.</b>	<b>Previous CIP Carryover</b>	<b>2016-2017</b>	<b>2017-2018</b>	<b>2018-2019</b>	<b>2019-2020</b>	<b>2020-2021</b>	<b>Beyond 5yrs</b>
1/2-Cent Sales & Road Tax Fund	129-160-5504	\$6,300.00	\$0.00	\$0.00	\$6,300.00	\$0.00	\$0.00	\$0.00	\$0.00	\$0.00
<b>TOTALS</b>		<b>\$6,300.00</b>	<b>\$0.00</b>	<b>\$0.00</b>	<b>\$6,300.00</b>	<b>\$0.00</b>	<b>\$0.00</b>	<b>\$0.00</b>	<b>\$0.00</b>	<b>\$0.00</b>

**CITY OF SAN BERNARDINO  
CAPITAL IMPROVEMENT PROGRAM  
STREETS**

**CIP No. : SS16-022**

**CO-OP With City of Highland for BASELINE STREET, sidewalk closures (Article 3)**

**WARD : 1,7**

**WORK ORDER : 8030**

**DEPARTMENT : PW/ENG**

**PROJECT DESCRIPTION:**

To fill in existing sidewalk on Baseline Street

**COMMENTS:**

This project will consist of filling in the missing sidewalk on Baseline Street.

On April 4th, 2016, the council approved resolution 2016-74 for a co-op agreement with the City of Highland for 7 projects. These projects are being led by the City of Highland. After inspection and final the City of San Bernardino can release the reimbursements identified in the resolution.

This project will not increase the maintenance for Public Works.

<b>Funding Source</b>	<b>Account No.</b>	<b>TOTAL COST</b>	<b>Est. Prior Exp.</b>	<b>Previous CIP Carryover</b>	<b>2016-2017</b>	<b>2017-2018</b>	<b>2018-2019</b>	<b>2019-2020</b>	<b>2020-2021</b>	<b>Beyond 5yrs</b>
1/2-Cent Sales & Road Tax Fund	129-160-5504	\$10,600.00	\$0.00	\$0.00	\$10,600.00	\$0.00	\$0.00	\$0.00	\$0.00	\$0.00
<b>TOTALS</b>		<b>\$10,600.00</b>	<b>\$0.00</b>	<b>\$0.00</b>	<b>\$10,600.00</b>	<b>\$0.00</b>	<b>\$0.00</b>	<b>\$0.00</b>	<b>\$0.00</b>	<b>\$0.00</b>

**CITY OF SAN BERNARDINO  
CAPITAL IMPROVEMENT PROGRAM  
STREETS**

**CIP No. : SS16-023**

**CO-OP With City of Highland BASELINE STREET and 5TH STREET Signal Coordination Upgrade (MSRC)**

**WARD : 1**

**WORK ORDER : 8031**

**DEPARTMENT : PW/ENG**

**PROJECT DESCRIPTION:**

Install traffic signal communication equipment.

**COMMENTS:**

This project will include upgrades to the traffic signal at 5th Street and Baseline Street for communication on Baseline Street between Del Rosa Avenue and Church Street.

On April 4th, 2016, the council approved resolution 2016-74 for a co-op agreement with the City of Highland for 7 projects. These projects are being led by the City of Highland. After inspection and final the City of San Bernardino can release the reimbursements identified in the resolution.

This project will not increase the maintenance for Public Works.

<b>Funding Source</b>	<b>Account No.</b>	<b>TOTAL COST</b>	<b>Est. Prior Exp.</b>	<b>Previous CIP Carryover</b>	<b>2016-2017</b>	<b>2017-2018</b>	<b>2018-2019</b>	<b>2019-2020</b>	<b>2020-2021</b>	<b>Beyond 5yrs</b>
1/2-Cent Sales & Road Tax Fund	129-160-5504	\$5,900.00	\$0.00	\$0.00	\$5,900.00	\$0.00	\$0.00	\$0.00	\$0.00	\$0.00
<b>TOTALS</b>		<b>\$5,900.00</b>	<b>\$0.00</b>	<b>\$0.00</b>	<b>\$5,900.00</b>	<b>\$0.00</b>	<b>\$0.00</b>	<b>\$0.00</b>	<b>\$0.00</b>	<b>\$0.00</b>

**CITY OF SAN BERNARDINO  
CAPITAL IMPROVEMENT PROGRAM  
STREETS**

**CIP No. : SS16-024**

**CO-OP With City of Highland for 5 corridors project, signal coordination upgrade and (MSRC)**

**WARD : 1,4,7**

**WORK ORDER : 8032**

**DEPARTMENT : PW/ENG**

**PROJECT DESCRIPTION:**

Coordination of existing signals on Highland and 9th Street

**COMMENTS:**

This project will coordinate the signals on Victoria Avenue, Palm Avenue, Boulder Avenue, Highland Avenue, and 9th Street. Signal communication will help the flow of traffic.

On April 4th, 2016, the council approved resolution 2016-74 for a co-op agreement with the City of Highland for 7 projects. These projects are being led by the City of Highland. After inspection and final the City of San Bernardino can release the reimbursements identified in the resolution.

This project will not increase the maintenance for Public Works.

<b>Funding Source</b>	<b>Account No.</b>	<b>TOTAL COST</b>	<b>Est. Prior Exp.</b>	<b>Previous CIP Carryover</b>	<b>2016-2017</b>	<b>2017-2018</b>	<b>2018-2019</b>	<b>2019-2020</b>	<b>2020-2021</b>	<b>Beyond 5yrs</b>
1/2-Cent Sales & Road Tax Fund	129-160-5504	\$25,600.00	\$0.00	\$0.00	\$25,600.00	\$0.00	\$0.00	\$0.00	\$0.00	\$0.00
<b>TOTALS</b>		<b>\$25,600.00</b>	<b>\$0.00</b>	<b>\$0.00</b>	<b>\$25,600.00</b>	<b>\$0.00</b>	<b>\$0.00</b>	<b>\$0.00</b>	<b>\$0.00</b>	<b>\$0.00</b>

**CITY OF SAN BERNARDINO  
CAPITAL IMPROVEMENT PROGRAM  
STREETS**

**CIP No. : SS16-025**

**CO-OP With City of Highland PALM AVENUE and PACIFIC STREET Improvements (ATPAPP)**

**WARD : 4**

**WORK ORDER : 8033**

**DEPARTMENT : PW/ENG**

**PROJECT DESCRIPTION:**

Street measurement for Pacific Street and Palm Avenue

**COMMENTS:**

This project will consist of pavement widening, curb, gutter, sidewalk and in pavement lighted crosswalks.

On April 4th, 2016, the council approved resolution 2016-74 for a co-op agreement with the City of Highland for 7 projects. These projects are being led by the City of Highland. After inspection and final the City of San Bernardino can release the reimbursements identified in the resolution.

This project will not increase the maintenance for Public Works.

<b>Funding Source</b>	<b>Account No.</b>	<b>TOTAL COST</b>	<b>Est. Prior Exp.</b>	<b>Previous CIP Carryover</b>	<b>2016-2017</b>	<b>2017-2018</b>	<b>2018-2019</b>	<b>2019-2020</b>	<b>2020-2021</b>	<b>Beyond 5yrs</b>
1/2-Cent Sales & Road Tax Fund	129-160-5504	\$43,280.00	\$0.00	\$0.00	\$43,280.00	\$0.00	\$0.00	\$0.00	\$0.00	\$0.00
<b>TOTALS</b>		<b>\$43,280.00</b>	<b>\$0.00</b>	<b>\$0.00</b>	<b>\$43,280.00</b>	<b>\$0.00</b>	<b>\$0.00</b>	<b>\$0.00</b>	<b>\$0.00</b>	<b>\$0.00</b>

**CITY OF SAN BERNARDINO  
CAPITAL IMPROVEMENT PROGRAM  
STREETS**

**CIP No. : SS16-026**

**CO-OP With City of Highland BASELINE STREET Lighted Crosswalk (SRTS)**

**WARD : 4**

**WORK ORDER : 8034**

**DEPARTMENT : PW/ENG**

**PROJECT DESCRIPTION:**

Install Lighted Crosswalk at Valaria Dr

**COMMENTS:**

This project will consist of installing in road crosswalk lights and striping on Baseline Street and Valaria Drive.

On April 4th, 2016, the council approved resolution 2016-74 for a co-op agreement with the City of Highland for 7 projects. These projects are being led by the City of Highland. After inspection and final the City of San Bernardino can release the reimbursements identified in the resolution.

This project will not increase the maintenance for Public Works.

<b>Funding Source</b>	<b>Account No.</b>	<b>TOTAL COST</b>	<b>Est. Prior Exp.</b>	<b>Previous CIP Carryover</b>	<b>2016-2017</b>	<b>2017-2018</b>	<b>2018-2019</b>	<b>2019-2020</b>	<b>2020-2021</b>	<b>Beyond 5yrs</b>
Gas Tax (HUTA) Fund	126-160-5504	\$1,000.00	\$0.00	\$0.00	\$1,000.00	\$0.00	\$0.00	\$0.00	\$0.00	\$0.00
<b>TOTALS</b>		<b>\$1,000.00</b>	<b>\$0.00</b>	<b>\$0.00</b>	<b>\$1,000.00</b>	<b>\$0.00</b>	<b>\$0.00</b>	<b>\$0.00</b>	<b>\$0.00</b>	<b>\$0.00</b>



**CITY OF SAN BERNARDINO  
CAPITAL IMPROVEMENT PROGRAM  
STREETS**

**CIP No. : SS16-027**

**SBX - "E" STREET from 10th Street to Highland Avenue - Inspection**

**WARD : 2**

**WORK ORDER : 8035**

**DEPARTMENT : PW/ENG**

**PROJECT DESCRIPTION:**

City's portion of this 4 million dollar project is for inspection and permits.

**COMMENTS:**

This project is led by Omnitrans for improving "E" Street from 10th Street to Highland Avenue.

The City has hired an on call inspector to verify quantity of items and construction implementation.

This project will be finishing up in FY 16/17.

This project will not increase the maintenance for Public Works.

<b>Funding Source</b>	<b>Account No.</b>	<b>TOTAL COST</b>	<b>Est. Prior Exp.</b>	<b>Previous CIP Carryover</b>	<b>2016-2017</b>	<b>2017-2018</b>	<b>2018-2019</b>	<b>2019-2020</b>	<b>2020-2021</b>	<b>Beyond 5yrs</b>
Gas Tax (HUTA) Fund	126-160-5504	\$25,000.00	\$0.00	\$0.00	\$25,000.00	\$0.00	\$0.00	\$0.00	\$0.00	\$0.00
<b>TOTALS</b>		<b>\$25,000.00</b>	<b>\$0.00</b>	<b>\$0.00</b>	<b>\$25,000.00</b>	<b>\$0.00</b>	<b>\$0.00</b>	<b>\$0.00</b>	<b>\$0.00</b>	<b>\$0.00</b>

**CITY OF SAN BERNARDINO  
CAPITAL IMPROVEMENT PROGRAM  
STREETS**

**CIP No. : SS17-001**

**ATP Cycle 2 - Safe Routes to Schools Project at 3 locations**

**WARD : 2,3,4**

**WORK ORDER :**

**DEPARTMENT : PW/ENG**

**PROJECT DESCRIPTION:**

APT Cycle 2 - Safe Routes to Schools at 3 locations

**COMMENTS:**

Project \$190,000

Reimbursement all but \$4,147

The cost of the project is being reimbursed by Caltrans.

The locations are in the areas of 48th Street and Magnolia, Randall Ave and Pepper Ave, and Perris Hill Road and Pacific St.

In FY16/17 Staff will obtain a Consultant to prepare plans and specifications, for this Project. Construction will also occur FY 16/17.

This project will increase the maintenance for Public Works

<b>Funding Source</b>	<b>Account No.</b>	<b>TOTAL COST</b>	<b>Est. Prior Exp.</b>	<b>Previous CIP Carryover</b>	<b>2016-2017</b>	<b>2017-2018</b>	<b>2018-2019</b>	<b>2019-2020</b>	<b>2020-2021</b>	<b>Beyond 5yrs</b>
1/2-Cent Sales & Road Tax Fund	129-160-5504	\$190,000.00	\$0.00	\$0.00	\$190,000.00	\$0.00	\$0.00	\$0.00	\$0.00	\$0.00
<b>TOTALS</b>		<b>\$190,000.00</b>	<b>\$0.00</b>	<b>\$0.00</b>	<b>\$190,000.00</b>	<b>\$0.00</b>	<b>\$0.00</b>	<b>\$0.00</b>	<b>\$0.00</b>	<b>\$0.00</b>

**CITY OF SAN BERNARDINO  
CAPITAL IMPROVEMENT PROGRAM  
STREETS**

**CIP No. : SS17-002**

**CDBG - FY 16-17 Street Improvements**

**WARD : TBD**

**WORK ORDER :**

**DEPARTMENT : PW/ENG**

**PROJECT DESCRIPTION:**

CDBG Project FY16-17

**COMMENTS:**

In areas of Community Development this project can repair or replace damaged sidewalks, curbs, street lights and repair potholes.

This project will not increase the maintenance for Public Works.

<b>Funding Source</b>	<b>Account No.</b>	<b>TOTAL COST</b>	<b>Est. Prior Exp.</b>	<b>Previous CIP Carryover</b>	<b>2016-2017</b>	<b>2017-2018</b>	<b>2018-2019</b>	<b>2019-2020</b>	<b>2020-2021</b>	<b>Beyond 5yrs</b>
CDBG - Community Development Block Grant	119-160-5504	\$325,000.00	\$0.00	\$0.00	\$325,000.00	\$0.00	\$0.00	\$0.00	\$0.00	\$0.00
<b>TOTALS</b>		<b>\$325,000.00</b>	<b>\$0.00</b>	<b>\$0.00</b>	<b>\$325,000.00</b>	<b>\$0.00</b>	<b>\$0.00</b>	<b>\$0.00</b>	<b>\$0.00</b>	<b>\$0.00</b>

**CITY OF SAN BERNARDINO  
CAPITAL IMPROVEMENT PROGRAM  
STREETS**

**CIP No. : SS17-004**

**ROUTE 66 (5TH STREET) Pavement Rehabilitation from Pepper Avenue to "H" Street and "H" STREET from 4th Street to 6th Street**

**WARD : 1,3,6**

**WORK ORDER :**

**DEPARTMENT : PW/ENG**

**PROJECT DESCRIPTION:**

Pavement Rehabilitation on 5th Street from Pepper Avenue to "H" Street and on "H" Street from 4th Street to 6th Street.

**COMMENTS:**

Caltrans is in the planning stages of a pavement rehabilitation project which may include a bridge widening, signal upgrades, and ADA Accessibility.

The City's contribution will be to repair or upgrade the underground facilities of sewer and storm drain and adjust to grade and man holes or facilities needed for the states improvements.

An estimated schedule could be:

Planning 2017

Approval 2018

Funding 2019

Construction 2019/2020

In FY 16/17 staff will conduct a needs assessment of the improvements required before the Caltrans work commences.

This project will not increase the maintenance for Public Works.

Funding Source	Account No.	TOTAL COST	Est. Prior Exp.	Previous CIP Carryover	2016-2017	2017-2018	2018-2019	2019-2020	2020-2021	Beyond 5yrs
Gas Tax (HUTA) Fund	126-160-5504	\$10,000.00	\$0.00	\$0.00	\$0.00	\$10,000.00	\$0.00	\$0.00	\$0.00	\$0.00
<b>TOTALS</b>		<b>\$10,000.00</b>	<b>\$0.00</b>	<b>\$0.00</b>	<b>\$0.00</b>	<b>\$10,000.00</b>	<b>\$0.00</b>	<b>\$0.00</b>	<b>\$0.00</b>	<b>\$0.00</b>

**CITY OF SAN BERNARDINO  
CAPITAL IMPROVEMENT PROGRAM  
STREETS**

CIP No. : SS17-005

**SBX - "E" STREET from 10th Street to Highland Avenue - Construction**

WARD : 2

WORK ORDER :

DEPARTMENT : PW/ENG

**PROJECT DESCRIPTION:**

City's portion of this 4 million dollar project is for Construction extras.

**COMMENTS:**

This project is led by Omni-trans for improving "E" Street from 10th Street to Highland Avenue.

Omni-trans hired a contractor to complete the above project. **The proposed** funds are to pay for the extras identified **during project construction.**

This project will be finishing up **in** FY 16/17.

This project will not increase the maintenance for Public Works.

Funding Source	Account No.	TOTAL COST	Est. Prior Exp.	Previous CIP Carryover	2016-2017	2017-2018	2018-2019	2019-2020	2020-2021	Beyond 5yrs
Gas Tax (HUTA) Fund	126-160-5504	\$155,000.00	\$0.00	\$0.00	\$155,000.00	\$0.00	\$0.00	\$0.00	\$0.00	\$0.00
<b>TOTALS</b>		<b>\$155,000.00</b>	<b>\$0.00</b>	<b>\$0.00</b>	<b>\$155,000.00</b>	<b>\$0.00</b>	<b>\$0.00</b>	<b>\$0.00</b>	<b>\$0.00</b>	<b>\$0.00</b>

**CITY OF SAN BERNARDINO  
CAPITAL IMPROVEMENT PROGRAM  
STREETS**

**CIP No. : SS17-006**

**Concrete Work for continuing pavement rehabs**

**WARD :**  
**WORK ORDER : 8039            DEPARTMENT : PW/ENG**

**PROJECT DESCRIPTION:**

Installing curb ramps, sidewalk and curbs for continuing projects.

**COMMENTS:**

This project is to complete the remaining **concrete improvements** for pavement rehabilitation projects **started in** fiscal year **15/16**.

This project will not increase the maintenance for Public Works.

<b>Funding Source</b>	<b>Account No.</b>	<b>TOTAL COST</b>	<b>Est. Prior Exp.</b>	<b>Previous CIP Carryover</b>	<b>2016-2017</b>	<b>2017-2018</b>	<b>2018-2019</b>	<b>2019-2020</b>	<b>2020-2021</b>	<b>Beyond 5yrs</b>
Half Cent Sales and Road Tax Fund	129-160-5504	\$155,000.00	\$0.00	\$0.00	\$425,000.00	\$0.00	\$0.00	\$0.00	\$0.00	\$0.00
<b>TOTALS</b>		<b>\$155,000.00</b>	<b>\$0.00</b>	<b>\$0.00</b>	<b>\$425,000.00</b>	<b>\$0.00</b>	<b>\$0.00</b>	<b>\$0.00</b>	<b>\$0.00</b>	<b>\$0.00</b>

**CITY OF SAN BERNARDINO  
CAPITAL IMPROVEMENT PROGRAM  
STREETS**

**CIP No. : SS17-007**

**Median Improvements Around Town**

**WARD : ALL**

**WORK ORDER :**

**DEPARTMENT : PW/ENG**

**PROJECT DESCRIPTION:**

Improve the existing medians city wide.

**COMMENTS:**

This project is to replace the existing arterial median landscaping with both hard scape and drought tolerant plants

This project will be phase with the first phase being in FY 16/17.

This project will increase the maintenance for Public Works.

Funding Source	Account No.	TOTAL COST	Est. Prior Exp.	Previous CIP Carryover	2016-2017	2017-2018	2018-2019	2019-2020	2020-2021	Beyond 5yrs
General Fund	001-160-5504	\$300,000.00	\$0.00	\$0.00	\$300,000.00	\$300,000.00	\$300,000.00	\$300,000.00	\$300,000.00	\$0.00
<b>TOTALS</b>		<b>\$300,000.00</b>	<b>\$0.00</b>	<b>\$0.00</b>	<b>\$300,000.00</b>	<b>\$300,000.00</b>	<b>\$300,000.00</b>	<b>\$300,000.00</b>	<b>\$300,000.00</b>	

**CITY OF SAN BERNARDINO  
CAPITAL IMPROVEMENT PROGRAM  
STREETS**

**CIP No. : TBD**

**Pavement Management System Survey and Program**

**WARD : ALL**

**WORK ORDER :**

**DEPARTMENT : PW/FAC**

**PROJECT DESCRIPTION:**

Pavement Management System Survey and Program

**COMMENTS:**

<b>Funding Source</b>	<b>Account No.</b>	<b>TOTAL COST</b>	<b>Est. Prior Exp.</b>	<b>Previous CIP Carryover</b>	<b>2016-2017</b>	<b>2017-2018</b>	<b>2018-2019</b>	<b>2019-2020</b>	<b>2020-2021</b>	<b>Beyond 5yrs</b>
TBD		\$250,000.00	\$0.00	\$0.00	\$250,000.00	\$0.00	\$0.00	\$0.00	\$0.00	\$0.00
<b>TOTALS</b>		<b>\$250,000.00</b>	<b>\$0.00</b>	<b>\$0.00</b>	<b>\$250,000.00</b>	<b>\$0.00</b>	<b>\$0.00</b>	<b>\$0.00</b>	<b>\$0.00</b>	<b>\$0.00</b>



**CITY OF SAN BERNARDINO  
CAPITAL IMPROVEMENT PROGRAM  
STREETS**

**CIP No. : TBD**

**Assessment of the City's street lighting system**

**WARD : ALL**

**WORK ORDER :**

**DEPARTMENT : PW/FAC**

**PROJECT DESCRIPTION:**

Assessment of the City's street lighting system including an analysis related to the acquisition of the portion of the system owned by SCE, design work, and system upgrade plan.

**COMMENTS:**

<b>Funding Source</b>	<b>Account No.</b>	<b>TOTAL COST</b>	<b>Est. Prior Exp.</b>	<b>Previous CIP Carryover</b>	<b>2016-2017</b>	<b>2017-2018</b>	<b>2018-2019</b>	<b>2019-2020</b>	<b>2020-2021</b>	<b>Beyond 5yrs</b>
TBD		\$170,000.00	\$0.00	\$0.00	\$170,000.00	\$0.00	\$0.00	\$0.00	\$0.00	\$0.00
2010B Bond Proceeds		\$30,000.00	\$0.00	\$0.00	\$30,000.00	\$0.00	\$0.00	\$0.00	\$0.00	\$0.00
<b>TOTALS</b>		<b>\$200,000.00</b>	<b>\$0.00</b>	<b>\$0.00</b>	<b>\$200,000.00</b>	<b>\$0.00</b>	<b>\$0.00</b>	<b>\$0.00</b>	<b>\$0.00</b>	<b>\$0.00</b>

**CITY OF SAN BERNARDINO  
CAPITAL IMPROVEMENT PROGRAM  
SEWERS**

**CIP No. : SW- C**

**Sewer Manhole Rehabilitation at Various Locations**

**WARD : ALL**

**WORK ORDER : 7474**

**DEPARTMENT : PW/ENG**

**PROJECT DESCRIPTION:**

Sewer manhole rehabilitation at various locations.

**COMMENTS:**

The rehabilitation damaged sewer manholes is necessary each year to bring them into compliance with current standards.

This project provides funding for the O&M Division (Sewer) to rehabilitate deteriorated and damaged manholes throughout the City.

In FY 16/17 staff will be obtaining a contract for these items.

This project will not increase the maintenance for Public Works.

<b>Funding Source</b>	<b>Account No.</b>	<b>TOTAL COST</b>	<b>Est. Prior Exp.</b>	<b>Previous CIP Carryover</b>	<b>2016-2017</b>	<b>2017-2018</b>	<b>2018-2019</b>	<b>2019-2020</b>	<b>2020-2021</b>	<b>Beyond 5yrs</b>
Sewer Line Maintenance Fund	132-160-5504			\$0.00	\$50,000.00	\$50,000.00	\$50,000.00	\$50,000.00	\$50,000.00	\$0.00
<b>TOTALS</b>				<b>\$0.00</b>	<b>\$50,000.00</b>	<b>\$50,000.00</b>	<b>\$50,000.00</b>	<b>\$50,000.00</b>	<b>\$50,000.00</b>	<b>\$0.00</b>

**CITY OF SAN BERNARDINO  
CAPITAL IMPROVEMENT PROGRAM  
SEWERS**

**CIP No. : SW- D**

**Sewer Siphon Flushing at Various Locations**

**WARD :** 1,2,3,5,6

**WORK ORDER :** 7475

**DEPARTMENT :** PW/ENG

**PROJECT DESCRIPTION:**

Clean sewer siphons by flushing (balling/bucket) at various locations.

**COMMENTS:**

The city has approximately 10 siphons that should be cleaned every four years.

Engineering Division will review the locations with O&M Division (Sewer) to determine the next round of siphons to be cleaned.

This project will not increase the maintenance for Public Works.

<b>Funding Source</b>	<b>Account No.</b>	<b>TOTAL COST</b>	<b>Est. Prior Exp.</b>	<b>Previous CIP Carryover</b>	<b>2016-2017</b>	<b>2017-2018</b>	<b>2018-2019</b>	<b>2019-2020</b>	<b>2020-2021</b>	<b>Beyond 5yrs</b>
Sewer Line Maintenance Fund	132-160-5504			\$0.00	\$0.00	\$50,000.00	\$25,000.00	\$25,000.00	\$25,000.00	\$0.00
<b>TOTALS</b>				<b>\$0.00</b>	<b>\$0.00</b>	<b>\$50,000.00</b>	<b>\$25,000.00</b>	<b>\$25,000.00</b>	<b>\$25,000.00</b>	<b>\$0.00</b>

**CITY OF SAN BERNARDINO  
CAPITAL IMPROVEMENT PROGRAM  
SEWERS**

**CIP No. : SW- E**

**Miscellaneous Sewer Repairs**

**WARD : ALL**

**WORK ORDER : 7701**

**DEPARTMENT : PW/ENG**

**PROJECT DESCRIPTION:**

Miscellaneous Sewer Repairs at Various Locations.

Locations not yet identified.

**COMMENTS:**

The City crews and a contractor have inspected and videotaped more than 600,000 linear feet of the sewer system as part of the Master Plan effort. It is anticipated that some problems may be discovered during these inspections.

This project will provide some of the funding for repair of the deteriorated and damaged sewer lines throughout the City.

This FY 16/17 staff will be contracting out for these items.

This project will not increase the maintenance for Public Works.

<b>Funding Source</b>	<b>Account No.</b>	<b>TOTAL COST</b>	<b>Est. Prior Exp.</b>	<b>Previous CIP Carryover</b>	<b>2016-2017</b>	<b>2017-2018</b>	<b>2018-2019</b>	<b>2019-2020</b>	<b>2020-2021</b>	<b>Beyond 5yrs</b>
Sewer Line Maintenance Fund	132-160-5504			\$0.00	\$250,000.00	\$550,000.00	\$300,000.00	\$300,000.00	\$300,000.00	\$0.00
<b>TOTALS</b>				<b>\$0.00</b>	<b>\$250,000.00</b>	<b>\$550,000.00</b>	<b>\$300,000.00</b>	<b>\$300,000.00</b>	<b>\$300,000.00</b>	<b>\$0.00</b>

**CITY OF SAN BERNARDINO  
CAPITAL IMPROVEMENT PROGRAM  
SEWERS**

**CIP No. : SW- F**

**Sewer C.I.P. Administration**

**WARD : ALL**

**WORK ORDER : 7856**

**DEPARTMENT : PW/ENG**

**PROJECT DESCRIPTION:**

Administer Sewer C.I.P. Projects.

**COMMENTS:**

This project provides funding for Engineering staff to administer and manage sewer projects, review the City sewer system, and coordinate projects.

This project will not increase the maintenance for Public Works.

<b>Funding Source</b>	<b>Account No.</b>	<b>TOTAL COST</b>	<b>Est. Prior Exp.</b>	<b>Previous CIP Carryover</b>	<b>2016-2017</b>	<b>2017-2018</b>	<b>2018-2019</b>	<b>2019-2020</b>	<b>2020-2021</b>	<b>Beyond 5yrs</b>
Sewer Line Construction Fund	245-160-5504			\$0.00	\$15,000.00	\$15,000.00	\$15,000.00	\$15,000.00	\$15,000.00	\$0.00
<b>TOTALS</b>				<b>\$0.00</b>	<b>\$15,000.00</b>	<b>\$15,000.00</b>	<b>\$15,000.00</b>	<b>\$15,000.00</b>	<b>\$15,000.00</b>	<b>\$0.00</b>

**CITY OF SAN BERNARDINO  
CAPITAL IMPROVEMENT PROGRAM  
SEWERS**

CIP No. : SW09-001

**"I" Street Sewer Relocation from 5th Street to 16th Street (Study & Design Only)**

WARD : 1

WORK ORDER : 7846

DEPARTMENT : PW/ENG

**PROJECT DESCRIPTION:**

Relocate the sewer line in "I" Street along the west side of the I-215 Freeway from 5th Street to 16th Street.

**COMMENTS:**

The existing sewer located along the I-215 Freeway are old and maintenance crews are having difficulty maintaining them. When the freeway was first built and widened, many of these sewers ended up in narrow easements. Some of these easements are difficult to access. Relocating the lines will improve access for maintenance equipment. In FY 17/18, staff is proposing to study to determine the best location and alignment for the new sewer lines.

This project will not increase the maintenance for Public Works.

Funding Source	Account No.	TOTAL COST	Est. Prior Exp.	Previous CIP Carryover	2016-2017	2017-2018	2018-2019	2019-2020	2020-2021	Beyond 5yrs
Sewer Line Construction Fund	245-160-5504	\$1,101,787.28	\$1,787.28	\$0.00	\$0.00	\$100,000.00	\$1,000,000.00	\$0.00	\$0.00	\$0.00
<b>TOTALS</b>		<b>\$1,101,787.28</b>	<b>\$1,787.28</b>	<b>\$0.00</b>	<b>\$0.00</b>	<b>\$100,000.00</b>	<b>\$1,000,000.00</b>	<b>\$0.00</b>	<b>\$0.00</b>	<b>\$0.00</b>

**CITY OF SAN BERNARDINO  
CAPITAL IMPROVEMENT PROGRAM  
SEWERS**

**CIP No. : SW10-001**

**Highland Avenue Sewer Realignment Study (West of Cedar Street to Twin Creek Bridge)**

**WARD : 2,7**

**WORK ORDER : 7857**

**DEPARTMENT : PW/ENG**

**PROJECT DESCRIPTION:**

Study the Existing Sewer Line in Highland Avenue from Cedar Street to Twin Creek Bridge

**COMMENTS:**

Numerous bends and turns in this portion of sewer main restricts flow, causing a high potential for backup. This project will evaluate the situation to identify alternative alignment solutions to improve flow conditions.

Project SW10-008 "Cedar Street & Highland Avenue Sewer Line Study" may be combined with this project, depending on the results of the evaluation and assessment of the existing system.

This project will not increase the maintenance for Public Works.

<b>Funding Source</b>	<b>Account No.</b>	<b>TOTAL COST</b>	<b>Est. Prior Exp.</b>	<b>Previous CIP Carryover</b>	<b>2016-2017</b>	<b>2017-2018</b>	<b>2018-2019</b>	<b>2019-2020</b>	<b>2020-2021</b>	<b>Beyond 5yrs</b>
Sewer Line Construction Fund	245-160-5504	\$626,734.88	\$26,734.88	\$0.00	\$100,000.00	\$500,000.00	\$0.00	\$0.00	\$0.00	\$0.00
<b>TOTALS</b>		<b>\$626,734.88</b>	<b>\$26,734.88</b>	<b>\$0.00</b>	<b>\$100,000.00</b>	<b>\$500,000.00</b>	<b>\$0.00</b>	<b>\$0.00</b>	<b>\$0.00</b>	<b>\$0.00</b>

**CITY OF SAN BERNARDINO  
CAPITAL IMPROVEMENT PROGRAM  
SEWERS**

**CIP No. : SW10-008**

**Cedar Street & Highland Avenue Sewer Line Replacement**

**WARD : 2,7**

**WORK ORDER : 7864**

**DEPARTMENT : PW/ENG**

**PROJECT DESCRIPTION:**

Study existing Sewer Line at Cedar Street and Highland Avenue.

**COMMENTS:**

Two sewer line sections come together at this location and the flat vertical alignment causes flow problems and blockage. This project will evaluate the existing system and provide recommendations for improvements.

Project SW10-001 "Highland Avenue Sewer Realignment Study" may be combined into the project, depending on the outcome of the study.

This project will not increase maintenance for Public Works.

Funding Source	Account No.	TOTAL COST	Est. Prior Exp.	Previous CIP Carryover	2016-2017	2017-2018	2018-2019	2019-2020	2020-2021	Beyond 5yrs
Sewer Line Construction Fund	245-160-5504	\$300,000.00	\$0.00	\$0.00	\$40,000.00	\$650,000.00	\$0.00	\$0.00	\$0.00	\$0.00
<b>TOTALS</b>		<b>\$300,000.00</b>	<b>\$0.00</b>	<b>\$0.00</b>	<b>\$40,000.00</b>	<b>\$650,000.00</b>	<b>\$0.00</b>	<b>\$0.00</b>	<b>\$0.00</b>	<b>\$0.00</b>



**CITY OF SAN BERNARDINO  
CAPITAL IMPROVEMENT PROGRAM  
SEWERS**

**CIP No. : SW10-013**

**"E" Street / Mill Street / Inland Center Drive - Relocate Manholes**

**WARD : 1,3**

**WORK ORDER : 7869**

**DEPARTMENT : PW/ENG**

**PROJECT DESCRIPTION:**

Relocate Existing Manholes within the "E" Street, Mill Street and Inland Center Drive intersection.

**COMMENTS:**

There are four manholes located in the middle of this high traffic intersection. Relocating the manholes outside the intersection will improve access and safety for maintenance crews and the monitoring public. This project will evaluate the feasibility of relocating the existing manholes.

This project will not increase maintenance for Public Works.

<b>Funding Source</b>	<b>Account No.</b>	<b>TOTAL COST</b>	<b>Est. Prior Exp.</b>	<b>Previous CIP Carryover</b>	<b>2016-2017</b>	<b>2017-2018</b>	<b>2018-2019</b>	<b>2019-2020</b>	<b>2020-2021</b>	<b>Beyond 5yrs</b>
Sewer Line Construction Fund	245-160-5504	\$100,000.00	\$0.00	\$0.00	\$0.00	\$100,000.00	\$0.00	\$0.00	\$0.00	\$0.00
<b>TOTALS</b>		<b>\$100,000.00</b>	<b>\$0.00</b>	<b>\$0.00</b>	<b>\$0.00</b>	<b>\$100,000.00</b>	<b>\$0.00</b>	<b>\$0.00</b>	<b>\$0.00</b>	<b>\$0.00</b>

**CITY OF SAN BERNARDINO  
CAPITAL IMPROVEMENT PROGRAM  
SEWERS**

CIP No. : SW17-001

**Repair Identified Sewers from Video Detection**

**WARD :**  
**WORK ORDER :**                      **DEPARTMENT :** PW/ENG

**PROJECT DESCRIPTION:**

Repair Identified Sewers from Video Detection

**COMMENTS:**

The City & contract employees have videotaped several hundred feet of sewer and have filmed numerous locations to be repaired. This is the start of a many years process involving millions of dollars. This fiscal year 16/17 we plan to advertise, bid & award a contract to start an annual process.

This project will not increase maintenance for Public Works.

<b>Funding Source</b>	<b>Account No.</b>	<b>TOTAL COST</b>	<b>Est. Prior Exp.</b>	<b>Previous CIP Carryover</b>	<b>2016-2017</b>	<b>2017-2018</b>	<b>2018-2019</b>	<b>2019-2020</b>	<b>2020-2021</b>	<b>Beyond 5yrs</b>
Sewer Line Maintenance Fund	132-160-5504	\$5,000,000.00	\$0.00	\$0.00	\$500,000.00	\$1,000,000.00	\$1,000,000.00	\$1,000,000.00	\$1,000,000.00	\$2,500,000.00
<b>TOTALS</b>		<b>\$5,000,000.00</b>	<b>\$0.00</b>	<b>\$0.00</b>	<b>\$500,000.00</b>	<b>\$1,000,000.00</b>	<b>\$1,000,000.00</b>	<b>\$1,000,000.00</b>	<b>\$1,000,000.00</b>	<b>\$2,500,000.00</b>

**CITY OF SAN BERNARDINO  
CAPITAL IMPROVEMENT PROGRAM  
TRAFFIC CONTROLS**

**CIP No. : TC- A**

**City-Wide Traffic Signal Improvements**

**WARD : ALL**

**WORK ORDER : 7338**

**DEPARTMENT : PW/ENG**

**PROJECT DESCRIPTION:**

This project provides funding for traffic signal upgrades to improve safety and operation.

**COMMENTS:**

The project is utilized for signal modifications, such as changes in signal phasing, controller upgrades, video detection, and other hardware upgrades. This project provides funding for matching funds associated with future transportation grant opportunities.

This project may increase maintenance for Public Works.

<b>Funding Source</b>	<b>Account No.</b>	<b>TOTAL COST</b>	<b>Est. Prior Exp.</b>	<b>Previous CIP Carryover</b>	<b>2016-2017</b>	<b>2017-2018</b>	<b>2018-2019</b>	<b>2019-2020</b>	<b>2020-2021</b>	<b>Beyond 5yrs</b>
Local Circulation Systems Fee Fund	263-160-5504			\$0.00	\$50,000.00	\$25,000.00	\$25,000.00	\$25,000.00	\$25,000.00	\$0.00
<b>TOTALS</b>				<b>\$0.00</b>	<b>\$50,000.00</b>	<b>\$25,000.00</b>	<b>\$25,000.00</b>	<b>\$25,000.00</b>	<b>\$25,000.00</b>	<b>\$0.00</b>

**CITY OF SAN BERNARDINO  
CAPITAL IMPROVEMENT PROGRAM  
TRAFFIC CONTROLS**

**CIP No. : TC- B**

**Traffic Signals Battery Backup Systems**

**WARD : ALL**

**WORK ORDER : 7651**

**DEPARTMENT : PW**

**PROJECT DESCRIPTION:**

Battery back-up systems for traffic signals are a safety enhancement that provides electrical power to keep the signals operational during an interruption or failure of power.

**COMMENTS:**

There are approximately 29 locations throughout the City that currently have battery backup systems installed. The Traffic Engineering section has prioritized the remaining signals based upon traffic volumes, operating speeds, proximity to schools, and roadway classifications.

This project will increase the maintenance for Public Works.

<b>Funding Source</b>	<b>Account No.</b>	<b>TOTAL COST</b>	<b>Est. Prior Exp.</b>	<b>Previous CIP Carryover</b>	<b>2016-2017</b>	<b>2017-2018</b>	<b>2018-2019</b>	<b>2019-2020</b>	<b>2020-2021</b>	<b>Beyond 5yrs</b>
Local Circulation Systems Fee Fund	263-160-5504			\$0.00	\$25,000.00	\$25,000.00	\$25,000.00	\$25,000.00	\$25,000.00	\$0.00
<b>TOTALS</b>	<b>0</b>			<b>\$0.00</b>	<b>\$25,000.00</b>	<b>\$25,000.00</b>	<b>\$25,000.00</b>	<b>\$25,000.00</b>	<b>\$25,000.00</b>	<b>\$0.00</b>

**CITY OF SAN BERNARDINO  
CAPITAL IMPROVEMENT PROGRAM  
TRAFFIC CONTROLS**

**CIP No. : TC04-008**

**University Pkwy from College Ave to Kendall Dr Traffic Signal Interconnect**

**WARD : 5**

**WORK ORDER : 7252**

**DEPARTMENT : PW/ENG**

**PROJECT DESCRIPTION:**

Interconnect Traffic Signals on University Parkway from College Ave to Kendall Dr.

**COMMENTS:**

The project limits for this interconnect project are along University Parkway from College Ave to Kendall Dr.

This project will provide funding to purchase equipment needed to coordinate the traffic signals along University Parkway.

This project will increase the maintenance for Public Works.

<b>Funding Source</b>	<b>Account No.</b>	<b>TOTAL COST</b>	<b>Est. Prior Exp.</b>	<b>Previous CIP Carryover</b>	<b>2016-2017</b>	<b>2017-2018</b>	<b>2018-2019</b>	<b>2019-2020</b>	<b>2020-2021</b>	<b>Beyond 5yrs</b>
Public Improvement Fund	246-160-5504	\$160,000.00	\$34,400.00	\$0.00	\$25,600.00	\$100,000.00	\$0.00	\$0.00	\$0.00	\$0.00
<b>TOTALS</b>		<b>\$160,000.00</b>	<b>\$34,400.00</b>	<b>\$0.00</b>	<b>\$25,600.00</b>	<b>\$100,000.00</b>	<b>\$0.00</b>	<b>\$0.00</b>	<b>\$0.00</b>	<b>\$0.00</b>

**CITY OF SAN BERNARDINO  
CAPITAL IMPROVEMENT PROGRAM  
TRAFFIC CONTROLS**

**CIP No. : TC04-036**

**Mt Vernon Avenue Interconnect and PPB from Mill Street to Highland Avenue**

**WARD : 1,3,6**

**WORK ORDER : 7654**

**DEPARTMENT : PW/ENG**

**PROJECT DESCRIPTION:**

Interconnect Traffic Signals on Mt Vernon Ave from Mill Street to Highland Ave.

**COMMENTS:**

The project limits for this interconnect and upgrade pedestrian push buttons along Mt Vernon Avenue from Mill Street to Highland Ave.

This project will provide funding to purchase and install the necessary equipment needed along Mt Vernon Avenue.

This project will increase the maintenance for Public Works.

<b>Funding Source</b>	<b>Account No.</b>	<b>TOTAL COST</b>	<b>Est. Prior Exp.</b>	<b>Previous CIP Carryover</b>	<b>2016-2017</b>	<b>2017-2018</b>	<b>2018-2019</b>	<b>2019-2020</b>	<b>2020-2021</b>	<b>Beyond 5yrs</b>
Public Improvement Fund	246-160-5504	\$100,000.00	\$0.00	\$0.00	\$25,000.00	\$75,000.00	\$0.00	\$0.00	\$0.00	\$0.00
<b>TOTALS</b>		<b>\$100,000.00</b>	<b>\$0.00</b>	<b>\$0.00</b>	<b>\$25,000.00</b>	<b>\$75,000.00</b>	<b>\$0.00</b>	<b>\$0.00</b>	<b>\$0.00</b>	<b>\$0.00</b>

**CITY OF SAN BERNARDINO  
CAPITAL IMPROVEMENT PROGRAM  
TRAFFIC CONTROLS**

**CIP No. : TC06-010**

**Northpark Blvd and Sierra Dr. Traffic Signal Installation**

**WARD : 5**

**WORK ORDER : 7665**

**DEPARTMENT : PW/ENG**

**PROJECT DESCRIPTION:**

Install a Traffic Signal at Northpark Boulevard and Sierra Drive.

**COMMENTS:**

This project involves the design and construction of a traffic signal to control the student traffic exiting CSUSB onto Northpark Boulevard.

The installation of the traffic signal is being coordinated with the development of the Promenade, a mixed-use project located on the west side of Northpark Boulevard between University Parkway and Sierra Drive.

Permits and authorization is needed from Municipal Water Department to construct within their easement area. Staff is currently working on this item.

In FY 16/17 staff will retain a consultant to prepare plans and specifications for this project.

This project will increase the maintenance for Public Works.

<b>Funding Source</b>	<b>Account No.</b>	<b>TOTAL COST</b>	<b>Est. Prior Exp.</b>	<b>Previous CIP Carryover</b>	<b>2016-2017</b>	<b>2017-2018</b>	<b>2018-2019</b>	<b>2019-2020</b>	<b>2020-2021</b>	<b>Beyond 5yrs</b>
Local Circulation Systems Fee Fund	263-160-5504	\$250,000.00	\$0.00	\$0.00	\$50,000.00	\$200,000.00	\$0.00	\$0.00	\$0.00	\$0.00
<b>TOTALS</b>		<b>\$250,000.00</b>	<b>\$0.00</b>	<b>\$0.00</b>	<b>\$50,000.00</b>	<b>\$200,000.00</b>	<b>\$0.00</b>	<b>\$0.00</b>	<b>\$0.00</b>	<b>\$0.00</b>

**CITY OF SAN BERNARDINO  
CAPITAL IMPROVEMENT PROGRAM  
TRAFFIC CONTROLS**

**CIP No. : TC08-003**

**Solar-Powered Speed Feedback Sign Program**

**WARD : ALL**

**WORK ORDER : 7773**

**DEPARTMENT : PW/ENG**

**PROJECT DESCRIPTION:**

Install Solar-Powered Speed Signs at various locations identified by the Traffic Engineering Section in coordination with the Police Department to help curtail speeding on residential streets in identified problem areas.

**COMMENTS:**

The Traffic Engineering Section has identified locations throughout the City where installation of these signs will help reduce excessive speeding. The Traffic Engineering Section was successful in securing a Highway Safety Improvement Program (HSIP) grant for this project.

This project is complete and staff is currently working with Caltrans Local Assistance for reimbursement.

This project has increased the maintenance for Public Works.

<b>Funding Source</b>	<b>Account No.</b>	<b>TOTAL COST</b>	<b>Est. Prior Exp.</b>	<b>Previous CIP Carryover</b>	<b>2016-2017</b>	<b>2017-2018</b>	<b>2018-2019</b>	<b>2019-2020</b>	<b>2020-2021</b>	<b>Beyond 5yrs</b>
Local Circulation Systems Fee Fund	263-160-5504	\$16,667.27	\$6,667.27	\$0.00	\$5,000.00	\$0.00	\$0.00	\$0.00	\$0.00	\$0.00
<b>TOTALS</b>		<b>\$20,222.64</b>	<b>\$10,222.97</b>	<b>\$0.00</b>	<b>\$5,000.00</b>	<b>\$0.00</b>	<b>\$0.00</b>	<b>\$0.00</b>	<b>\$0.00</b>	<b>\$0.00</b>



**CITY OF SAN BERNARDINO  
CAPITAL IMPROVEMENT PROGRAM  
TRAFFIC CONTROLS**

**CIP No. : TC09-004**

**Baseline St & California Ave Traffic Signal Upgrade**

**WARD : 6**

**WORK ORDER : 7839**

**DEPARTMENT : PW/ENG**

**PROJECT DESCRIPTION:**

Install a traffic signal at Baseline Street and California Avenue with modifications to the Arroyo Valley High school access.

**COMMENTS:**

The project is needed to improve safety and reduce congestion on Baseline Street between California Avenue and State Street. A new access for Arroyo Valley High School will be created on the south side of Baseline Street, opposite California Avenue, creating a 4-leg intersection. This will eliminate the conflicts between the two intersections and improve access to the school.

Staff is currently working with the school district and Southern California Edison for the driveway across at the signal.

In FY 16/17 will retain a consultant to prepare construction documents.

This project may increase the maintenance for Public Works.

<b>Funding Source</b>	<b>Account No.</b>	<b>TOTAL COST</b>	<b>Est. Prior Exp.</b>	<b>Previous CIP Carryover</b>	<b>2016-2017</b>	<b>2017-2018</b>	<b>2018-2019</b>	<b>2019-2020</b>	<b>2020-2021</b>	<b>Beyond 5yrs</b>
Local Circulation Systems Fee Fund	263-160-5504	\$263,895.67	\$13,895.67	\$0.00	\$50,000.00	\$200,000.00	\$0.00	\$0.00	\$0.00	\$0.00
Street Construction Fund	242-160-5504	\$30,116.77	\$30,116.77	\$0.00	\$0.00	\$0.00	\$0.00	\$0.00	\$0.00	\$0.00
<b>TOTALS</b>		<b>\$294,012.44</b>	<b>\$44,012.44</b>	<b>\$0.00</b>	<b>\$50,000.00</b>	<b>\$200,000.00</b>	<b>\$0.00</b>	<b>\$0.00</b>	<b>\$0.00</b>	<b>\$0.00</b>

**CITY OF SAN BERNARDINO  
CAPITAL IMPROVEMENT PROGRAM  
TRAFFIC CONTROLS**

**CIP No. : TC12-001**

**9th Street & Sierra Way Signal Upgrade**

**WARD : 1,2**

**WORK ORDER : 7924**

**DEPARTMENT : PW/ENG**

**PROJECT DESCRIPTION:**

9th Street and Sierra Way Signal Upgrade (HSIP).

**COMMENTS:**

Upgrade the traffic signal; install protected left-turn phasing using Cycle 4 Highway Safety Improvement Program (HSIP) funds.

Federal funds - \$154,000

City match - \$ 17,200

Design - \$ 28,800

Admin and Contingencies - \$50,000

In FY 16/17 staff will advertise, bid and award this project.

This project will not increase the maintenance for Public Works.

Funding Source	Account No.	TOTAL COST	Est. Prior Exp.	Previous CIP Carryover	2016-2017	2017-2018	2018-2019	2019-2020	2020-2021	Beyond 5yrs
1/2-Cent Sales & Road Tax Fund	129-160-5504	\$272,506.33	\$22,506.33	\$0.00	\$390,000.00	\$0.00	\$0.00	\$0.00	\$0.00	\$0.00
<b>TOTALS</b>		<b>\$272,506.33</b>	<b>\$22,506.33</b>	<b>\$0.00</b>	<b>\$390,000.00</b>	<b>\$0.00</b>	<b>\$0.00</b>	<b>\$0.00</b>	<b>\$0.00</b>	<b>\$0.00</b>

**CITY OF SAN BERNARDINO  
CAPITAL IMPROVEMENT PROGRAM  
TRAFFIC CONTROLS**

**CIP No. : TC12-002**

**9th Street & Arrowhead Avenue Signal Upgrade**

**WARD : 1,2**

**WORK ORDER : 7931**

**DEPARTMENT : PW/ENG**

**PROJECT DESCRIPTION:**

9th Street and Arrowhead Avenue Signal Upgrade (HSIP).

**COMMENTS:**

Upgrade the traffic signal; install protected left-turn phasing using Cycle 4 Highway Safety Improvement Program (HSIP) funds.

Federal Funds - \$151,700

City Match - \$ 16,900

Design - \$ 31,400

Admin and Contingencies - \$50,000

In FY 16/17 staff will advertise, bid and award this project.

This project will not increase the maintenance for Public Works.

Funding Source	Account No.	TOTAL COST	Est. Prior Exp.	Previous CIP Carryover	2016-2017	2017-2018	2018-2019	2019-2020	2020-2021	Beyond 5yrs
1/2-Cent Sales & Road Tax Fund	129-160-5504		\$19,416.70	\$0.00	\$365,000.00	\$0.00	\$0.00	\$0.00	\$0.00	\$0.00
<b>TOTALS</b>			<b>\$19,416.70</b>	<b>\$0.00</b>	<b>\$365,000.00</b>	<b>\$0.00</b>	<b>\$0.00</b>	<b>\$0.00</b>	<b>\$0.00</b>	<b>\$0.00</b>

**CITY OF SAN BERNARDINO  
CAPITAL IMPROVEMENT PROGRAM  
TRAFFIC CONTROLS**

**CIP No. : TC16-001**

**Redlands Boulevard and Hunts Lane Traffic Signal Modification**

**WARD : 3**

**WORK ORDER : 8037**

**DEPARTMENT : PW/ENG**

**PROJECT DESCRIPTION:**

Modify the existing Traffic Signal at Redlands Boulevard and Hunts Lane.

**COMMENTS:**

This project will upgrade the alignment and timing of the signal at Hunts Lane.

In FY 16/17 staff will obtain a consultant to design, estimate and create plans for this project.

This project will not increase the maintenance for Public Works.

<b>Funding Source</b>	<b>Account No.</b>	<b>TOTAL COST</b>	<b>Est. Prior Exp.</b>	<b>Previous CIP Carryover</b>	<b>2016-2017</b>	<b>2017-2018</b>	<b>2018-2019</b>	<b>2019-2020</b>	<b>2020-2021</b>	<b>Beyond 5yrs</b>
Local Circulation Systems Fee Fund	263-160-5504	\$110,000.00	\$0.00	\$0.00	\$70,000.00	\$100,000.00	\$0.00	\$0.00	\$0.00	\$0.00
<b>TOTALS</b>		<b>\$110,000.00</b>	<b>\$0.00</b>	<b>\$0.00</b>	<b>\$70,000.00</b>	<b>\$100,000.00</b>	<b>\$0.00</b>	<b>\$0.00</b>	<b>\$0.00</b>	<b>\$0.00</b>

**CITY OF SAN BERNARDINO  
CAPITAL IMPROVEMENT PROGRAM  
TRAFFIC CONTROLS**

**CIP No. : TC16-002**

**Waterman Avenue and I-215 Freeway, Co-op with the State of California**

**WARD : 3**

**WORK ORDER : 8038**

**DEPARTMENT : PW/ENG**

**PROJECT DESCRIPTION:**

Install Traffic Signal at Waterman Avenue and I-215 Freeway

**COMMENTS:**

In coordination with Caltrans, the City has opted to co-op with Caltrans for the installation of Traffic Signals @ Waterman Avenue and I-215 Freeway. City will be the lead.

This project will design and construct traffic signal at Waterman Avenue and I-215 Freeway NB & SB ramps funding would be from Caltrans in the amount of \$200,000 from SHOPP Minor B Funds.

In FY 16/17 staff will obtain a consultant for the plans, specifications, estimate and work with Caltrans for authorization of approvals.

This project may increase the maintenance for Public Works.

<b>Funding Source</b>	<b>Account No.</b>	<b>TOTAL COST</b>	<b>Est. Prior Exp.</b>	<b>Previous CIP Carryover</b>	<b>2016-2017</b>	<b>2017-2018</b>	<b>2018-2019</b>	<b>2019-2020</b>	<b>2020-2021</b>	<b>Beyond 5yrs</b>
Local Circulation Systems Fee Fund	263-160-5504	\$85,000.00	\$0.00	\$0.00	\$85,000.00	\$0.00	\$0.00	\$0.00	\$0.00	\$0.00
<b>TOTALS</b>		<b>\$85,000.00</b>	<b>\$0.00</b>	<b>\$0.00</b>	<b>\$85,000.00</b>	<b>\$0.00</b>	<b>\$0.00</b>	<b>\$0.00</b>	<b>\$0.00</b>	<b>\$0.00</b>

**CITY OF SAN BERNARDINO  
CAPITAL IMPROVEMENT PROGRAM  
TRAFFIC CONTROLS**

**CIP No. : TC17-001**

**Systemic Safety Analysis Report Program (SSARP) Phase 1**

**WARD : ALL**

**WORK ORDER :**

**DEPARTMENT : PW/ENG**

**PROJECT DESCRIPTION:**

Identify the city's traffic signals and systems.

**COMMENTS:**

Phase 1 at various locations upgrade of signal equipment grant is \$250,000 with city contribution of \$27,780 total of \$277,780 (SSARP)

In FY 16/17 staff will retain a consultant to inventory and assess the City's traffic signals and systems

This project will not increase the maintenance for Public Works.

<b>Funding Source</b>	<b>Account No.</b>	<b>TOTAL COST</b>	<b>Est. Prior Exp.</b>	<b>Previous CIP Carryover</b>	<b>2016-2017</b>	<b>2017-2018</b>	<b>2018-2019</b>	<b>2019-2020</b>	<b>2020-2021</b>	<b>Beyond 5yrs</b>
Local Circulation Systems Fee Fund	263-160-5504	\$277,780.00	\$0.00	\$0.00	\$277,780.00	\$0.00	\$0.00	\$0.00	\$0.00	\$0.00
<b>TOTALS</b>		<b>\$277,780.00</b>	<b>\$0.00</b>	<b>\$0.00</b>	<b>\$277,780.00</b>	<b>\$0.00</b>	<b>\$0.00</b>	<b>\$0.00</b>	<b>\$0.00</b>	<b>\$0.00</b>

**CITY OF SAN BERNARDINO  
CAPITAL IMPROVEMENT PROGRAM  
TRAFFIC CONTROLS**

**CIP No. : TC17-003**

**Traffic Management Center (TMC) Upgrade**

**WARD : ALL**

**WORK ORDER :**

**DEPARTMENT : PW/ENG**

**PROJECT DESCRIPTION:**

Upgrade Traffic Management Center to accommodate existing equipment

**COMMENTS:**

This project will focus on upgrading the computer equipment, traffic management software and communication services to be able to operate the TMC more efficiently.

In FY 16/17 staff will retain a consultant to identify the needs to complete the TMC.

This project will not increase the maintenance for Public Works.

Funding Source	Account No.	TOTAL COST	Est. Prior Exp.	Previous CIP Carryover	2016-2017	2017-2018	2018-2019	2019-2020	2020-2021	Beyond 5yrs
Local Circulation Systems Fee Fund	263-160-5504	\$40,000.00	\$0.00	\$0.00	\$40,000.00	\$0.00	\$0.00	\$0.00	\$0.00	\$0.00
Street Construction Fund	242-160-5504	\$0.00	\$0.00	\$0.00	\$0.00	\$0.00	\$0.00	\$0.00	\$0.00	\$0.00
<b>TOTALS</b>		<b>\$40,000.00</b>	<b>\$0.00</b>	<b>\$0.00</b>	<b>\$40,000.00</b>	<b>\$0.00</b>	<b>\$0.00</b>	<b>\$0.00</b>	<b>\$0.00</b>	<b>\$0.00</b>

**CITY OF SAN BERNARDINO  
CAPITAL IMPROVEMENT PROGRAM  
TRAFFIC CONTROLS**

**CIP No. : TC17-006**

**Hospitality Lane Median and Signal Improvements from “E” Street to Waterman Avenue**

**WARD : 3**

**WORK ORDER :**

**DEPARTMENT : PW/ENG**

**PROJECT DESCRIPTION:**

Improve the Medians and signals on Hospitality Lane from “E” Street to Waterman Avenue.

**COMMENTS:**

This project will consist of raised medians, signage, pedestrian crosswalks and signal improvements on Hospitality Lane from “E” Street to Waterman Avenue.

This project will increase the maintenance for Public Works.

<b>Funding Source</b>	<b>Account No.</b>	<b>TOTAL COST</b>	<b>Est. Prior Exp.</b>	<b>Previous CIP Carryover</b>	<b>2016-2017</b>	<b>2017-2018</b>	<b>2018-2019</b>	<b>2019-2020</b>	<b>2020-2021</b>	<b>Beyond 5yrs</b>
Local Circulation Systems Fee Fund	263-160-5504	\$45,000.00	\$0.00	\$0.00	\$45,000.00	\$0.00	\$0.00	\$0.00	\$0.00	\$0.00
<b>TOTALS</b>		<b>\$45,000.00</b>	<b>\$0.00</b>	<b>\$0.00</b>	<b>\$45,000.00</b>	<b>\$0.00</b>	<b>\$0.00</b>	<b>\$0.00</b>	<b>\$0.00</b>	<b>\$0.00</b>



**CITY OF SAN BERNARDINO  
CAPITAL IMPROVEMENT PROGRAM  
TRAFFIC CONTROLS**

**CIP No. : TC17-004**

**I-210 Freeway Project Overview (Baseline Interchange)**

**WARD : 4**

**WORK ORDER :**

**DEPARTMENT : PW/ENG**

**PROJECT DESCRIPTION:**

I-210 Freeway improvements from Highland Avenue/Arden to Baseline Street.

**COMMENTS:**

Caltrans is currently working with the City for improvement to the 210 freeway. Some of the improvements being evaluated include off ramp improvements, sound walls and other improvements.

FY 16/17 funding will provide staff will coordination with Caltrans for the proposed freeway improvements.

This project should not increase the maintenance for Public Works.

<b>Funding Source</b>	<b>Account No.</b>	<b>TOTAL COST</b>	<b>Est. Prior Exp.</b>	<b>Previous CIP Carryover</b>	<b>2016-2017</b>	<b>2017-2018</b>	<b>2018-2019</b>	<b>2019-2020</b>	<b>2020-2021</b>	<b>Beyond 5yrs</b>
Local Circulation Systems Fee Fund	263-160-5504	\$10,000.00	\$0.00	\$0.00	\$10,000.00	\$0.00	\$0.00	\$0.00	\$0.00	\$0.00
<b>TOTALS</b>		<b>\$10,000.00</b>	<b>\$0.00</b>	<b>\$0.00</b>	<b>\$10,000.00</b>	<b>\$0.00</b>	<b>\$0.00</b>	<b>\$0.00</b>	<b>\$0.00</b>	<b>\$0.00</b>

**CITY OF SAN BERNARDINO  
CAPITAL IMPROVEMENT PROGRAM  
TRAFFIC CONTROLS**

**CIP No. : TC17-005**

**TDA Article 3 for Alabama Street Bike Lane (Co-op)**

**WARD : 1**  
**WORK ORDER :**                      **DEPARTMENT : PW/ENG**

**PROJECT DESCRIPTION:**

Installation of Bike Lane on Alabama Street.

**COMMENTS:**

City of Redlands is lead on this grant (TDA Article 3) to construct the Alabama Street Bike Lane. This co-op is with City of Redlands, County of San Bernardino and City of San Bernardino.

This project (closes II bike lane) will link up with City of Highland’s bike lanes and the County of San Bernardino (Class I bike lane) Santa Ana River.

Breakdown by identity:  
City of Redlands = \$181,659.00  
County of San Bernardino = \$43,669.00  
City of San Bernardino = \$38,297.00  
Total project = \$2,640,131.00  
Municipal totals = \$263,625.00

This project will increase the maintenance for Public Works.

<b>Funding Source</b>	<b>Account No.</b>	<b>TOTAL COST</b>	<b>Est. Prior Exp.</b>	<b>Previous CIP Carryover</b>	<b>2016-2017</b>	<b>2017-2018</b>	<b>2018-2019</b>	<b>2019-2020</b>	<b>2020-2021</b>	<b>Beyond 5yrs</b>
Local Circulation Systems Fee Fund	263-160-5504	\$45,000.00	\$0.00	\$0.00	\$45,000.00	\$0.00	\$0.00	\$0.00	\$0.00	\$0.00
<b>TOTALS</b>		<b>\$45,000.00</b>	<b>\$0.00</b>	<b>\$0.00</b>	<b>\$45,000.00</b>	<b>\$0.00</b>	<b>\$0.00</b>	<b>\$0.00</b>	<b>\$0.00</b>	<b>\$0.00</b>

Appendix





## GLOSSARY OF BUDGET TERMS

**Account:** A subdivision within a fund for the purpose of classifying transactions.

**Account Number:** A numeric identification of the account. Typically a unique number or series of numbers. The City of San Bernardino's number structure is comprised of five fields of characters. They are as follows: *Fund Number – Department Number – Object Code – Project Number – Program Number* and looks like (000-000-0000-0000-0000).

**Adopted Budget:** A budget which typically has been reviewed and "Adopted" (approved) by the Mayor and Common Council prior to the start of a fiscal year. The legal authority to expend money for specified purposes in the fiscal year time period.

**Appropriate:** Set apart for, or assign to, a particular purpose or use.

**Appropriation:** An authorization by the Mayor and Common Council to make expenditures and to incur obligations for specific amounts and purposes within a specific time frame.

**Appropriations Limit:** As defined by Section 8 of Article XIII B of the California Constitution, enacted by the passage of Proposition 4 at the November 6, 1979, general election, the growth in the level of certain appropriations from tax proceeds are generally limited to the level of the prior year's appropriation limit as adjusted for changes in cost of living and population. Other adjustments may be made for such reasons as the transfer of services from one government entity to another.

**Assessed Valuation:** A percent of appraisal value assigned to real estate property for use as a basis for levying property taxes.

**Asset Forfeiture:** The removal of money and property from persons involved in illegal criminal activity.

**Assessment:** Charges made to parties for actual services or benefits received.

**Assessment Districts:** An area where fees are assessed by the City to cover the construction, maintenance or service costs that have occurred in that specific area.

**Audit:** Scrutiny of the City's accounts by an independent auditing firm to determine whether the City's financial statements are fairly presented in conformity with generally accepted accounting principles.

**Balanced Budget:** A spending plan in which expenditures do not exceed revenues.

**Beginning Balance:** Unencumbered and unreserved resources available in a fund from the prior fiscal year after payment of prior fiscal year expenditures.

**Bond:** A written promise from a local government to repay a sum of money on a specific date at a specified interest rate. Bonds are most frequently used to finance capital improvement projects.

**Budget:** A fiscal plan of financial operation listing an estimate of proposed applications or expenditures and the proposed means of financing them. The budget must be approved by the Mayor and Common Council prior to the beginning of the fiscal year.



**Budget Amendment:** Any changes made to the Adopted Budget Document. (Administrative Amendment – Changes to the budget that do not require the approval of the Mayor and Common Council and may be approved administratively by the Director of Finance. Legislative Amendment – Changes to the budget that require the approval of the Mayor and Common Council and may not be approved administratively.

**Budget Message/Transmittal Message:** A message from the City Administrator to the Mayor and Common Council which summarizes the budget and highlights the most important aspects of the budget.

**Budget Year:** The Fiscal year for which the budget is being considered; fiscal year.

**Budgeted Positions:** Those ongoing positions approved in the final budget of the preceding year.

**Budgeted Reserve:** The anticipated portion of a fund's balance designated by the Mayor and Common Council as reserved for contingencies and not to be appropriated unless directed and authorized by the Mayor and Common Council.

**CAD/RMS System:** (CAD) A Computer Aided Dispatch System used by the Police and Fire Departments. (RMS) A Records Management System used by the Police Department.

**Capital Expenditure:** The acquisition of fixed assets, usually authorized in the capital budget, that include land, buildings, infrastructure, and equipment.

**Capital Outlay:** Expenditures which result in the acquisition of, or addition to, fixed assets. A capital item is tangible, durable, non-consumable, and has a useful life of more than one year and a value of more than \$500 per unit.

**Capital Projects:** A major long-term construction of, or improvements to, public physical facilities.

**Carryover:** Process of carrying a budgeted and encumbered item from the current fiscal year to the next fiscal year. The new fiscal year account will reflect the increased amount of the carryover.

**CATV:** Cable TV Division of the City of San Bernardino. This division provides regulatory oversight of the City's cable companies for franchise compliance, consumer protection, and franchise renewal negotiations. It operates and programs two access channels, one public and one educational for the community.

**CDBG:** Community Development Block Grant - Contributions received from the Federal Government to be used or expended for a specific purpose or activity.

**Certificates of Participation (COP):** Obligations of a public entity based on a lease or installment sale agreement.

**Charter:** A formal legal document of the City which specifies its purpose and describes the organization of the City's government.

**Charter 186:** Establishes for the City of San Bernardino a basic standard for fixing salaries, classifications, and working conditions of the employees of the Police and Fire Departments of the City of



San Bernardino, and the Mayor and the Common Council in exercising the powers and control over these departments

**Consumer Price Index (CPI):** Measure of change in consumer as determined by a monthly survey of the U.S. Bureau of Labor Statistics.

**Debt Service:** Payment of the principal and interest on an obligation resulting from the issuance of bonds, notes, or certificates of participation (COP's).

**Deficit:** Insufficient revenues to fully support current expenditures and obligations.

**Department:** A major unit of organization in the City comprised of subunits named divisions and responsible for the provision of a specific package of services.

**Depreciation:** Loss in value of an asset, whether due to physical changes, obsolescence, or factors outside of the asset.

**Designated Fund Balance:** A portion of unreserved fund balance designed by city policy for a specific future use.

**Division:** A major sub-unit of a department with responsibility for a clearly defined portion of the service package provided by a department.

**EDA:** Economic Development Agency

**EMS:** Emergency Medical Service

**Encumbrance:** The commitment of appropriated funds to purchase goods or services. An encumbrance is not an expenditure. An encumbrance reserves funds to be expended.

**Expenditures:** The outflow of funds paid or to be paid for an asset, goods or services obtained. The actual spending of governmental funds.

**Fiscal Year (FY):** A twelve-month period of time to which an annual budget applies and at the end of which a governmental unit determines its financial position and the results of its operations. In the City of San Bernardino, it is July 1 through June 30.

**Fixed Asset:** Assets of long-term character which are intended to continue to be held or used, such as land, buildings, machinery, furniture, and other equipment.

**Fleet:** A Division of the City of San Bernardino which operates under the supervision of the Director of Public Services. This Division is responsible for acquisition, service and maintenance of the City's vehicles and equipment.

**Franchise Fee:** A charge for the privilege of using public rights-of-way and property within the City for public or private purposes.

**Fringe Benefit:** Compensation that an employer contributes to its employees such as social security, retirement, life/health insurance, or training supplements. Fringe benefits can be either mandatory or voluntary.



**Fund:** An independent fiscal and accounting entity with a self balancing set of accounts, used to record all financial transactions related to the specific purpose for which the fund was created.

**Fund Balance:** The difference between fund assets and fund liabilities.

**General Fund:** The primary fund of the City used to account for all revenues and expenditures of the City not legally restricted as to use. This fund is used to accumulate the cost of the City's general operations and services such as street maintenance, parks, fire and police protection.

**General Government:** A fund within the City budget which consists of two areas: 1) Fine Arts and Civic Activities – Which is the support of various programs that aid the City in improving its community, developing and enhancing the cultural and aesthetic values of the City, and developing the Civic Affairs of the City. 2) Non-Departmental – City-wide program costs which are not directly applicable to any one City Department.

**Goal:** A general statement of broad direction, purpose or intent, which describes the essential reason for existence and which is not limited to a one-year time frame. Generally, a goal does not change from year to year.

**Grant:** Contributions or gifts of cash or other assets from another governmental entity or foundation to be used or expended for a specific purpose, activity or facility.

**Infrastructure:** The physical assets of the City (Streets, water, sewer, public buildings, parks).

**Internal Audit:** The review of financial transactions in both the Finance Department and in operating departments for compliance with local policy and generally accepted accounting principles.

**Internal Service Funds:** A fund established to account for the goods and services provided by one City Department to another City Department and is financed on a cost-reimbursement basis.

**Lease Purchase:** With the approval of the Mayor and Common Council, a large purchase of capital equipment made by the City of San Bernardino which is paid through a financial corporation in payments. The payments can be made annually, semi-annually, quarterly or monthly.

**Liquidation:** To convert assets into cash.

**Mid-Year Budget Review:** A review of actual expenditure and reserves vs budgeted amounts half way through the fiscal year. Reserve and expenditure estimates may be revised based on actuals and new information not available at time the budget was adopted.

**MIS:** Management Information Systems Division of the City of San Bernardino. This Division provides technology creation, maintenance, and general automation support to all City Departments.

**Memorandum of Understanding (MOU):** The result of labor negotiations between the City of San Bernardino and its various bargaining units.

**Non-Departmental:** Appropriations of the General Fund not directly associated with a specific department. Expenditure items and certain types of anticipated general savings are included.



**Ordinance:** A formal legislative enactment by the City Council. It has the full force and effect of law within the City boundaries.

**Organizational Chart:** A chart showing the interrelationships of positions within an organization in terms of authority and responsibilities.

**Outsource:** The contracting of public services to an outside vendor.

**Overtime:** Time worked in excess of an agreed upon time for normal working hours by an employee. Hourly or non-exempt employees must be compensated at the rate of one and one-half their normal hourly rate for overtime work beyond 40 hours in a work week.

**Performance Measurement:** A management tool for systematically collecting clearly defined data regarding the effectiveness and efficiency of service delivery

**PERS:** Public Employees Retirement System – The retirement system, administered by the State of California, to which all permanent City employees belong.

**Preliminary Budget Document:** An unapproved draft document listing an estimate of proposed applications or expenditures and the proposed means of financing them for a certain fiscal year.

**Program:** A “program” is defined as an organized group of activities directed toward attaining one or more related objectives, and the resources to execute them.

**Program Budget:** A budget organized by a grouping of related activities, projects and services which are similar in purpose. The expenditure focus of a program budget is related to the nature of work and services performed.

**Proposition 218:** The law which governs whether or not a City can approve/impose a tax without an electoral vote.

**Purchase Order:** An order issued by the Purchasing Department which authorizes the delivery of specific goods or services, and incurring a debt for them.

**Reserve:** The portion of a fund’s balance legally restricted for a specific purpose and, therefore not available for general appropriation.

**Resolution:** A special order of the Mayor and Common Council which has a lower legal standing than an ordinance.

**Revenues:** Funds received from various sources and treated as income to the City which are used to finance expenditures. These funds are received from sources such as local taxes, state shared revenues, fees charged, interest on investments and fines and forfeits.

**Salary Savings:** Salary savings reflect personnel cost savings resulting from vacancies and as a result of employee turnover.

**Shortfall:** The forecast amount, which will become a deficit to the City once all revenues and expenditures have been calculated.





**Special Revenue Funds:** A governmental fund type used to account for specific revenues that are legally restricted to expenditures for particular purposes.

**Taxes:** Charges made against the public by a government to obtain the money it needs to finance its activities.

**Transient Occupancy Tax (TOT):** A tax imposed on travelers who stay in temporary lodging facilities within the City.

**Undesignated Fund Balance:** The unrealized balance of an account once all revenues and expenditures have been calculated.

**Utility Users Tax:** Per the City of San Bernardino Municipal Code Chapter 3.44, a tax is imposed on users of utilities within the City, such as cable, gas, electric, and telephone, at a rate of 7.75%. This tax is a major revenue source for the City of San Bernardino.

**Vacancy Factor:** The calculated savings of vacant positions and expenditure savings within City Departments.

**Vendors:** Persons or companies providing services to the City of San Bernardino for payment.



## ABBREVIATIONS AND ACRONYMS GUIDE

Air Quality Management District (Also known as South Coast Air Quality Management District - SCAQMD)	AQMD
Assembly Bill	AB
Assessment District	AD
Assessor's Parcel Number	APN
Business Registration Certificate (Also known as Business License)	BRC
Computer Aid Dispatch (Also known as Computer Aided Design)	CAD
California Environmental Quality Act	CEQA
Certificates of Participation	COP
Citizens Option for Public Safety	COPS
Community Development Block Grant	CDBG
Community Development Commission	CDC
Comprehensive Annual Financial Report	CAFR
Conditional Use Permit	CUP
Consumer Price Index	CPI
Drug Abuse Resistance Education	DARE
Development Review/Environmental Review Commission	DRC/ER
Economic Development Agency (Also Known as Former Redevelopment Agency - RDA)	EDA
Emergency Medical Service	EMS
Environmental Impact Report	EIR
Fair Political Practices Commission	FPPC
Fiscal Year	FY
General Plan Amendment	GPA
Geographical Information Systems	GIS
Government Code	GC
Inland Valley Development Agency	IVDA
Joint Powers Authority (generic)	JPA
Legislative Review Committee	LRC
Local Agency Formation Commission	LAFCO
Management Information Systems	MIS
Mayor and Common Council	M&CC
Memorandum of Understanding	MOU
Municipal Code (Also known as San Bernardino Municipal Code - SBMC)	MC



Norton Air Force Base (former)	NAFB
Online Computer Library Center	OCLC
Problem Oriented Policing	POP
Public Employees Retirement Systems	PERS
Public Information Officer	PIO
Records Management Systems	RMS
San Bernardino Association of Governments	SANBAG
San Bernardino International Airport Authority	SBIAA
San Bernardino Joint Powers Financing Authority	SBJPFA
San Bernardino Unified School District	SBUSD
Senate Bill	SB
Southern California Association of Governments	SCAG
Southern California Edison	SCE
Transient Occupancy Tax (Also known as Transient Lodging Tax - TLT)	TOT
Underground Utility District	UUD
Utility Users Tax	UUT

**CITY OF SAN BERNARDINO  
CAPITAL IMPROVEMENT PROGRAM  
2016/17 - 2020/21**

PROJECT INDEX															
CIP No.	PROJECT	CATEGORY	WARD	LEAD DEPT	WO	FUND	FUND DESCRIPTION	FY 2016-17 PROPOSED	FY 2017-18 PROJECTED	FY 2018-19 PROJECTED	FY 2019-20 PROJECTED	FY 2020-21 PROJECTED	UNFUNDED COMPONENT	FUTURE YEARS	ESTIMATED PROJECT TOTAL
TBD	Solar Carports	Buildings	TBD	Police		Unfunded	Unfunded			150,000	150,000	150,000	150,000		600,000
TBD	Vehicle Replacement	Fleet	TBD	Community Development		Unfunded	Unfunded		50,000	50,000	50,000	50,000	50,000		250,000
TBD	Vehicle Replacement	Fleet	TBD	PRCSD		Unfunded	Unfunded		70,000	70,000	70,000	70,000	70,000		350,000
TBD	Replacement Police Vehicles	Fleet	TBD	Police		Unfunded	Unfunded			1,250,000	1,250,000	1,500,000	1,500,000		5,500,000
GB - A	Roof Repair of Various City Buildings	General Buildings	ALL	PW/O&M	8055	126	Gas Tax	75,000	100,000	100,000	100,000	100,000	100,000	0	475,000
GB - B	Repainting of City Facilities	General Buildings	ALL	PW/O&M		Unfunded	Unfunded	0	15,000	15,000	15,000	15,000	15,000	0	60,000
GB - C	ADA Compliance for Pathways at City Facilities	General Buildings	ALL	PW/O&M		Unfunded	Unfunded	0	20,000	20,000	20,000	20,000	20,000	0	80,000
GB04-007	City Yard Phased Pavement Replacement, NPDES Compliance and Fuel Island Upgrade.	General Buildings	1	PW/O&M	7476	635	Fleet Fund	300,000	1,200,000	500,000	500,000	500,000	0	2,000,000	5,000,000
GB04-010	City Yard Building Restoration Work	General Buildings	1	PW/O&M	7586	Unfunded	Unfunded	0	0	0	0	0	392,000		392,000
GB04-012	City Yard Clarifier	General Buildings	1	PW/O&M	7575	Unfunded	Unfunded	0	0	0	0	0	50,000		50,000
GB04-017	Galaxy Center Remodel	General Buildings	1	FAC/P&R		Unfunded	Unfunded	0	0	0	0	0	400,000		400,000
GB04-018	Norton Gym: Remodel	General Buildings	1	FAC/P&R		Unfunded	Unfunded	0	0	0	0	0	610,000		610,000
GB04-022	Roosevelt Bowl ADA Compliance Plan	General Buildings	2	FAC/P&R		Unfunded	Unfunded	0	0	0	0	0	300,000		300,000
GB08-001	Animal Shelter Renovations & Additions	General Buildings	3	PD/AC	7840	Unfunded	Unfunded	0	0	0	0	0	30,000		30,000
GB08-005	Fence Replacement at City Yard (SLMF)	General Buildings	1	PW/O&M	7585	Unfunded	Unfunded	0	0	0	0	0	63,700		63,700
GB12-008	Replace HVAC Units at Various City Buildings - per year	General Buildings	ALL	PW/FAC		Unfunded	Unfunded	0	0	0	0	0	500,000		500,000
GB12-009	Parking Lot Restoration at City Facilities - per year	General Buildings	ALL	PW/FAC		Unfunded	Unfunded	0	0	0	0	0	100,000		100,000
GB12-010	Energy-Efficient Lighting Controls at Parks - per year	General Buildings	ALL	PW/FAC		Unfunded	Unfunded	0	0	0	0	0	50,000		50,000
GB16-003	Police Building Roof Restoration	General Buildings	1	PW/FAC		Unfunded	Unfunded	0	0	0	0	0	1,000,000		1,000,000
GB16-004	Police Building Flooring	General Buildings	1	PW/FAC		Unfunded	Unfunded	0	0	0	0	0	50,000		50,000
GB16-005	Police Building HVAC System Replacement	General Buildings	1	PW/FAC		Unfunded	Unfunded	0	0	0	0	0	250,000		250,000
GB16-006	Police Annex B HVAC System Replacement	General Buildings	1	PW/FAC		Unfunded	Unfunded	0	0	0	0	0	100,000		100,000
GB16-007	Police Building Door Repair and Replacement	General Buildings	1	PW/FAC		Unfunded	Unfunded	0	0	0	0	0	20,000		20,000
GB16-008	Feldheim Library Roof Replacement	General Buildings	1	PW/FAC		119	CDBG	650,000	0	0	0	0	0		650,000
GB16-009	Feldheim Library HVAC System Upgrade	General Buildings	1	PW/FAC		Unfunded	Unfunded	0	0	0	0	0	350,000		350,000
GB16-010	Rowe Library Roof Replacement	General Buildings	7	PW/FAC		119	CDBG	0	250,000	0	0	0	0		250,000
GB16-011	Rowe Library HVAC System Upgrade	General Buildings	7	PW/FAC		Unfunded	Unfunded	0	0	0	0	0	35,000		35,000
GB17-001	Waterman Landfill Site, NPDES Compliance	General Buildings	3	PW		527	Refuse Fund	300,000	3,000,000	3,700,000	0	0	0		7,000,000
GB17-002	UST Closure - Waterman Landfill (Underground Tank Removal)	General Buildings	3	PW		527	Refuse Fund	100,000	0	0	0	0	0		100,000
GB17-003	AST Closure - Fire Station 221 ( Above ground Tank Removal)	General Buildings	6	PW		527	Refuse Fund	50,000	0	0	0	0	0		50,000
GB17-004	City Hall Relocation with Remodel of 201 Building, 215 Building, & 600 Building	General Buildings	1	PW		1	General Fund	1,600,000	1,600,000	1,600,000	0	0	0		4,800,000
TBD	Feldheim Misc Repairs	General Buildings	TBD	Library		Unfunded	Unfunded		-	200,000	200,000	100,000	-		500,000
TBD	Feldheim Misc Equipment/Furniture Replacement	General Buildings	TBD	Library		Unfunded	Unfunded			50,000	50,000	25,000	25,000		100,000
TBD	Animal Control Shelter	General Buildings	TBD	Police		Unfunded	Unfunded			9,000,000	-	-	-		9,000,000
TBD	Convention Center Roof Repair	General Buildings	TBD	TBD		2010A Bond Proceeds	2010A Bond Proceeds	500,000							500,000
TBD	California Theatre Seismic Study	General Buildings	TBD	TBD		2010A Bond Proceeds	2010A Bond Proceeds			2,000,000					2,000,000
TBD	Baseball Stadium Purchase	General Buildings	TBD	TBD		2010A Bond Proceeds	2010A Bond Proceeds	500,000							500,000
	Commercial Building Rehabilitation	General Buildings	ALL	CD		119	CDBG	150,000							150,000
	Owner Occupied Home Rehabilitation Program	General Buildings	ALL	CD		119	CDBG	450,000							450,000
	General City Building Maintenance Yearly Cost	General Buildings	ALL	PW		Unfunded	Unfunded								0
TBD	Credit/Debit Card Acceptance for Overdue Fees	Miscellaneous	TBD	Library		Unfunded	Unfunded		10,000						10,000
TBD	Feasibility Study for Eastside Branch	Miscellaneous	TBD	Library		Unfunded	Unfunded		10,000	-	-	-	-		10,000
TBD	General Plan Update	Miscellaneous	TBD	Community Development		Unfunded	Unfunded				500,000	500,000	500,000		1,500,000
TBD	Housing Element	Miscellaneous	TBD	Community Development		Unfunded	Unfunded					37,500	37,500		75,000
TBD	Archiving Element	Miscellaneous	TBD	Community Development		Unfunded	Unfunded		257,800	370,563	370,563	370,562	370,562		1,740,050
TBD	Industrial Warehouse Overlay Zone	Miscellaneous	TBD	Community Development		Unfunded	Unfunded				75,000				75,000
TBD	E Street Corridor	Miscellaneous	TBD	Community Development		Unfunded	Unfunded			150,000					150,000
	Water Conservation at Splash Pads	Parks and Recreation				119	CDBG		400,000						400,000

**CITY OF SAN BERNARDINO  
CAPITAL IMPROVEMENT PROGRAM  
2016/17 - 2020/21**

**PROJECT INDEX**

CIP No.	PROJECT	CATEGORY	WARD	LEAD DEPT	WO	FUND	FUND DESCRIPTION	FY 2016-17 PROPOSED	FY 2017-18 PROJECTED	FY 2018-19 PROJECTED	FY 2019-20 PROJECTED	FY 2020-21 PROJECTED	UNFUNDED COMPONENT	FUTURE YEARS	ESTIMATED PROJECT TOTAL
PR - A	Miscellaneous Annual Parks Construction	Parks and Recreation	ALL	P&R		Unfunded	Unfunded	0	20,000	20,000	20,000	20,000	0		80,000
PR - B	Miscellaneous Park Lighting Improvements	Parks and Recreation	ALL	P&R		Unfunded	Unfunded	0	10,000	10,000	10,000	10,000	0		40,000
PR - C	Miscellaneous Park Improvements City-Wide	Parks and Recreation	ALL	P&R		Unfunded	Unfunded	0	10,000	10,000	10,000	10,000	0		40,000
PR - D	City-Wide Pool Improvements	Parks and Recreation	ALL	P&R		Unfunded	Unfunded	0	10,000	10,000	10,000	10,000	0		40,000
PR04-011	Verdemon Area Master Park & Trail Plan	Parks and Recreation	5	P&R	7431	268	AB 1600 Parkland	0	249,600	0	0	0	0		249,600
PR04-016	City-Wide Parks Projects	Parks and Recreation	ALL	P&R	7442	268	AB 1600 Parkland	0	261,800	0	0	0	0		261,800
PR04-020	City-Wide Community Center Upgrades	Parks and Recreation	ALL	P&R	7443	268	AB 1600 Parkland	0	50,000	0	0	0	0		50,000
PR04-027	Al Guhin Park (Verdemon Park)	Parks and Recreation	5	P&R	7758	269	Quimby Act Parkland	0	334,000	0	0	0	0		334,000
PR04-028	Verdemon Community Center at Al Guhin Park	Parks and Recreation	5	P&R	7743	208	Verdemon Capital Project	263,000	0	0	0	0	0		263,000
PR04-033	Perris Hill Park Senior Center Expansion	Parks and Recreation	2	P&R	7494	Unfunded	Unfunded	0	0	0	0	0	287,500		287,500
PR04-038	Ruben Campos Center Renovation (Pavilion Project) at Nunez Park	Parks and Recreation	1	P&R	7495	Unfunded	Unfunded	0	0	0	0	0	891,145		891,145
PR05-003	Speicher Park Improvements	Parks and Recreation	7	P&R	7505	Unfunded	Unfunded	0	0	0	0	0	158,000		158,000
PR07-004	Lytle Creek Park Improvements	Parks and Recreation	3	P&R	7720	Unfunded	Unfunded	0	0	0	0	0	20,000		20,000
PR07-010	Speicher Park - Renovate Restroom	Parks and Recreation	7	P&R	7726	Unfunded	Unfunded	0	0	0	0	0	30,000		30,000
PR07-013	Little Mountain Trail from Blair Park	Parks and Recreation	5	P&R	7744	268	AB 1600 Parkland	0	64,800	0	0	0	0		64,800
PR08-002	Miscellaneous Improvements at Ronald Reagan Park	Parks and Recreation	5	P&R	7748	268	AB 1600 Parkland	0	212,000	0	0	0	0		212,000
PR08-006	Upgrade Irrigation System on Broadmoor Avenue	Parks and Recreation	2,7	P&R	7754	Unfunded	Unfunded	0	0	0	0	0	10,000		10,000
PR08-012	Blair Park - Security Cameras	Parks and Recreation	5	P&R	7803	Unfunded	Unfunded	0	1,000	0	0	0	0		1,000
PR09-001	Al Guhin Park (Verdemon Park) - Playground Equipment	Parks and Recreation	5	P&R	7899	268	AB 1600 Parkland	94,700	0	0	0	0	0		94,700
PR15-001	Verdemon Area Project Management/Civil Engineering	Parks and Recreation	ALL	PW/ENG	7959	268	AB 1600 Parkland	0	18,250	38,250	0	0	0		56,500
PR17-001	Seccombe Lake Ball Fields - Security Fencing and Restroom Upgrade - CDBG	Parks and Recreation	1	P&R		119	CDBG	500,000	0	0	0	0	0		500,000
PR17-002	Roosevelt Bowl - Security Fencing and Restroom Upgrade - CDBG at Perris Hill Park	Parks and Recreation	2	P&R/PW		119	CDBG	250,000	0	0	0	0	0		250,000
PR17-003	Wildwood Park - Security Camera	Parks and Recreation	4	P&R/PW	7832	Unfunded	Unfunded	0	8,000	0	0	0	0		8,000
PR17-004	San Bernardino Soccer Complex Drop off Lane	Parks and Recreation	7	P&R/PW		268	AB 1600 Parkland	120,000	0	0	0	0	0		120,000
TBD	Reroof Parks Concession Bldgs	Parks and Recreation	TBD	PRCSD		Unfunded	Unfunded		60,000	60,000	60,000	60,000	60,000		300,000
TBD	Resurface/Level Ballfields	Parks and Recreation	TBD	PRCSD		Unfunded	Unfunded		75,000	75,000	60,000	60,000	60,000		330,000
TBD	Park Restroom Restoration	Parks and Recreation	TBD	PRCSD		Unfunded	Unfunded		97,500	97,500	97,500	97,500	97,500		487,500
TBD	Pool filtration equipment replacement	Parks and Recreation	TBD	PRCSD		Unfunded	Unfunded		180,000	180,000	150,000				510,000
TBD	Fencing, Backstop, Netting repair at Baseball Fields	Parks and Recreation	TBD	PRCSD		Unfunded	Unfunded		120,000	120,000	120,000	120,000	120,000		600,000
TBD	Splash Pad Conversions	Parks and Recreation	TBD	PRCSD		Unfunded	Unfunded		160,000	160,000	80,000				400,000
TBD	Turf Replacement @ Nunez Soccer Complex	Parks and Recreation	TBD	PRCSD		Unfunded	Unfunded			650,000					650,000
TBD	Renovation of Jerry Lewis Swim Center	Parks and Recreation	TBD	PRCSD		Unfunded	Unfunded		150,000	110,000	110,000	110,000	110,000		590,000
TBD	Park Restroom Upgrades	Parks and Recreation	TBD	PRCSD		Unfunded	Unfunded		150,000	150,000	150,000	150,000	150,000		750,000
TBD	Pool Replastering	Parks and Recreation	TBD	PRCSD		Unfunded	Unfunded		220,000	160,000	140,000				520,000
	Pool Cover Replacement	Parks and Recreation				119	CDBG	170,000							170,000
	5th St Senior Center HVAC	Parks and Recreation				119	CDBG		200,000						200,000
	Jerry Lewis Pool System	Parks and Recreation				119	CDBG		253,000						253,000
	Park Lighting at New Mark Park	Parks and Recreation				119	CDBG		300,000						300,000
	Park Improvements yearly maintenance estimated for 567 Acres	Parks and Recreation	ALL	P&R/PW		Unfunded	Unfunded	0	5,668	5,668	5,668	5,668	283,410		306,082
TBD	Indoor Firing Range	Public Safety	TBD	Police		Unfunded	Unfunded		1,500,000	-	-	-	-		1,500,000
TBD	CAD/RMS/Mobile System replacement	Public Safety	TBD	Police		Unfunded	Unfunded						500,000		500,000
TBD	City Wide Radio System	Public Safety	TBD	Police		Unfunded	Unfunded						4,134,838		4,134,838
SW - A	Sewer Main Extension SFR Development	Sewers	ALL	PW/ENG	7406	245	Sewer Line Construction	0	50,000	50,000	50,000	50,000	0		200,000
SW - B	Sewer Main Extensions	Sewers	ALL	PW/ENG	7407	245	Sewer Line Construction	0	100,000	100,000	100,000	100,000	0		400,000
SW - C	Sewer Manhole Rehabilitation at Various Locations	Sewers	ALL	PW/ENG	7474	132	Sewer Line Construction	50,000	50,000	50,000	50,000	50,000	0		250,000
SW - D	Sewer Siphon Flushing at Various Locations	Sewers	1,2,3,5,6	PW/ENG	7475	132	Sewer Maintenance Fund	0	50,000	25,000	25,000	25,000	0		125,000
SW - E	Miscellaneous Sewer Repairs	Sewers	ALL	PW/ENG	7701	132	Sewer Maintenance Fund	250,000	550,000	300,000	300,000	300,000	0		1,700,000
SW - F	Sewer C.I.P. Administration	Sewers	ALL	PW/ENG	7856	245	Sewer Line Construction	15,000	15,000	15,000	15,000	15,000	0		75,000
SW04-013	Lincoln Avenue Sewer Main Study	Sewers	6	PW/ENG	7412	Unfunded	Unfunded	0	0	0	118,800	0	0		118,800
SW08-002	11th Street Sewer Main Replacement from Wilson Street to "I" Street	Sewers	1,6	PW/ENG	7761	132	Sewer Maintenance Fund	0	0	200,000	0	1,775,000	0		1,975,000
SW08-003	17th Street & "H" Street Sewer Main Replacement from "I" Street to 13th Street	Sewers	2,6	PW/ENG	7762	Unfunded	Unfunded	0	0	0	0	0	1,000,900		1,000,900

**CITY OF SAN BERNARDINO  
CAPITAL IMPROVEMENT PROGRAM  
2016/17 - 2020/21**

PROJECT INDEX															
CIP No.	PROJECT	CATEGORY	WARD	LEAD DEPT	WO	FUND	FUND DESCRIPTION	FY 2016-17 PROPOSED	FY 2017-18 PROJECTED	FY 2018-19 PROJECTED	FY 2019-20 PROJECTED	FY 2020-21 PROJECTED	UNFUNDED COMPONENT	FUTURE YEARS	ESTIMATED PROJECT TOTAL
SW08-004	16th Street / Perris Street / Evans Street Sewer Main Replacement	Sewers	1,6	PW/ENG	7763	Unfunded	Unfunded	0	0	0	965,000	0	0		965,000
SW08-009	Cajon Boulevard Sewer Main Replacement from University Parkway to Fern Street	Sewers	6	PW/ENG	7852	Unfunded	Unfunded	0	86,000	0	0	0	0		86,000
SW08-010	27th Street Sewer Main Replacement from Muscupiabe Dr. to Serrano Rd (Design Only)	Sewers	2	PW/ENG	7844	245	Sewer Line Construction	0	100,000	1,700,000	0	0	0		1,800,000
SW08-011	13th Street & "G" Street Sewer Main Replacement from "H" Street to "G" Street & from 13th Street to 10th Street (Design Only)	Sewers	2	PW/ENG	7845	Unfunded	Unfunded	0	0	0	1,080,000	0	0		1,080,000
SW08-013	"E" Street Sewer Replacement from Athol Street to Rialto Avenue	Sewers	1,3	PW/ENG		Unfunded	Unfunded	0	0	0	0	0	475,000		475,000
SW08-014	"G" Street Sewer Replacement from 9th Street to 4th Street	Sewers	1	PW/ENG		Unfunded	Unfunded	0	0	0	0	0	1,500,000		1,500,000
SW09-001	"I" Street Sewer Relocation from 5th Street to 16th Street (Study & Design Only)	Sewers	1	PW/ENG	7846	245	Sewer Line Construction	0	100,000	1,000,000	0	0	0		1,100,000
SW09-002	Court Street @ Sierra Way Sewer Main Replacement (Design Only)	Sewers	1	PW/ENG	7847	Unfunded	Unfunded	0	20,000	0	0	0	0		20,000
SW10-001	Highland Avenue Sewer Realignment Study (West of Cedar Street to Twin Creek Bridge)	Sewers	2,7	PW/ENG	7857	245	Sewer Line Construction	100,000	500,000	0	0	0	0		600,000
SW10-002	9th Street Sewer Main Study from Sierra Way to Waterman Avenue	Sewers	1	PW/ENG	7858	Unfunded	Unfunded	0	20,000	0	0	0	0		20,000
SW10-003	Gilbert Street at Crestview Avenue Sewer Line Study	Sewers	2	PW/O&M	7859	Unfunded	Unfunded	0	0	20,000	0	0	0		20,000
SW10-004	13th Street Sewer Line Relocation Study between Base Line St & Spruce Alley	Sewers	1	PW/ENG	7860	Unfunded	Unfunded	0	0	0	0	0	760,000		760,000
SW10-005	Blackstone Street Sewer Line Study	Sewers	6	PW/ENG	7861	Unfunded	Unfunded	0	0	0	20,000	0	0		20,000
SW10-006	Huff Street Sewer Realignment Study	Sewers	3	PW/ENG	7862	Unfunded	Unfunded	0	0	20,000	0	0	0		20,000
SW10-007	Rialto Avenue Sewer Replacement Study from "K" Street to "H" Street	Sewers	1,3	PW/ENG	7863	Unfunded	Unfunded	0	20,000	0	0	0	0		20,000
SW10-008	Cedar Street & Highland Avenue Sewer Line Replacement	Sewers	2,7	PW/ENG	7864	245	Sewer Line Construction	40,000	650,000	0	0	0	0		690,000
SW10-009	28th Street & Waterman Avenue Sewer Line Study	Sewers	7	PW/ENG	7865	Unfunded	Unfunded	0	20,000	0	0	0	0		20,000
SW10-010	Olive Street Sewer Line Study	Sewers	1	PW/ENG	7866	Unfunded	Unfunded	0	0	20,000	0	0	0		20,000
SW10-011	17th Street Alley's Sewer Study	Sewers	2	PW/O&M	7867	Unfunded	Unfunded	0	20,000	0	0	0	0		20,000
SW10-012	Waterman Avenue & Twin Creek Bridge Sewer Line Study	Sewers	1	PW/ENG	7868	Unfunded	Unfunded	0	20,000	0	0	0	0		20,000
SW10-013	"E" Street / Mill Street / Inland Center Drive - Relocate Manholes	Sewers	1,3	PW/ENG	7869	245	Sewer Line Construction	0	100,000	0	0	0	0		100,000
SW10-014	Sewer Master Plan	Sewers	ALL	PW/ENG	7870	Unfunded	Unfunded	0	0	0	0	0	800,000		800,000
SW11-001	Wet Weather Flow Monitoring	Sewers	ALL	PW/ENG	7902	Unfunded	Unfunded	0	0	0	0	0	200,000		200,000
SW11-002	Sewer Repair in "H" Street & Adjacent Sewer Mains (Design Only)	Sewers	2	PW/ENG	7901	Unfunded	Unfunded	0	0	0	0	0	185,000		185,000
SW15-001	Sewer Replacement Arrowhead Ave at Warm Creek	Sewers	1	PW/ENG	8008	Unfunded	Unfunded	0	0	0	0	0	30,000		30,000
SW17-001	Repair Identified Sewers from Video detection	Sewers	ALL	PW/ENG		132	Sewer Maintenance Fund	500,000	1,000,000	1,000,000	1,000,000	1,000,000	0	2,500,000	7,000,000
TBD	Wastewater Collection System Master Plan Update	Sewers	ALL	PW/ENG		132	Sewer Maintenance Fund		1,500,000						1,500,000
	Sewer Pump Stations yearly cost estimated for 12 locations	Sewers	ALL	PW/ENG		Unfunded	Unfunded	0	168,000	168,000	168,000	168,000	4,200,000		4,872,000
SD - A	Cross Gutters and Drainage Inlet Repairs	Storm Drains	ALL	PW/ENG	7167	126	Gas Tax	75,000	150,000	150,000	150,000	150,000	0		675,000
SD - B	Miscellaneous Drainage System Repairs	Storm Drains	ALL	PW/ENG	7166	126	Gas Tax	75,000	150,000	150,000	150,000	150,000	0		675,000
SD - C	Storm Drains and Debris Basins	Storm Drains	ALL	PW/O&M	7574	248	Storm Drain Construction	50,000	50,000	50,000	50,000	50,000	0		250,000
SD - D	Channel Repairs	Storm Drains	ALL	PW/O&M	7709	248	Storm Drain Construction	50,000	50,000	50,000	50,000	50,000	0		250,000
SD - E	Storm Drain C.I.P. Administration	Storm Drains	ALL	PW/ENG	7853	248	Storm Drain Construction	15,000	15,000	15,000	15,000	15,000	0		75,000
SD04-004	Mountain Ave Storm Drain: Replace Storm Drain between 39th Street & 40th Street	Storm Drains	4	PW/ENG	7206	248	Storm Drain Construction	250,000	0	0	0	0	0		250,000
SD04-024	Base Line St at Waterman Ave Storm Drain	Storm Drains	1,2	PW/ENG	7854	248	Storm Drain Construction	99,900	0	0	0	0	0		99,900
SD05-002	Piedmont Dr. & Indian Canyon Drainage Modification	Storm Drains	4	PW/ENG	7478	Unfunded	Unfunded	0	0	0	0	0	50,000		50,000
SD05-003	Meridian Ave & Poplar St - CSDP Project 3-5, Line F	Storm Drains	3,6	PW/ENG	7768	248	Storm Drain Construction	500,000	0	0	0	0	0		500,000
SD06-002	Sierra Way Storm Drain Installation from Parkdale Street to 40th Street (Design Only)	Storm Drains	4,7	PW/ENG	7572	248	Storm Drain Construction	0	200,000	2,800,000	0	0	0		3,000,000
SD08-002	Storm Drain Study for Meyers Canyon Comprehensive Storm Drain Plan No's 7-E9, 7-E10 & 7-E11	Storm Drains	5	PW/ENG	7770	248	Storm Drain Construction	0	100,000	0	0	2,000,000	0		2,100,000
SD08-003	Randall Basin - Co-op with the County of San Bernardino and the City of Colton	Storm Drains	3	PW/ENG	7749	248	Storm Drain Construction	150,000	0	0	0	0	0		150,000
SD09-001	27th Street Storm Drain from Little Mountain Drive to "H" Street (design only)	Storm Drains	2,7	PW/ENG	7834	Unfunded	Unfunded	0	0	0	0	0	2,000,000		2,000,000
SD09-002	Repair Drainage System - "I" Street (between Baseline St & 14th Street)	Storm Drains	1	PW/ENG	7835	Unfunded	Unfunded	0	0	0	0	0	250,000		250,000
SD10-001	Weir Rd & Commercial - Convert "V" Ditch to Pipe (Study)	Storm Drains	3	PW/ENG	7855	248	Storm Drain Construction	0	25,000	0	0	0	0		25,000
SD12-002	Orange Avenue & Holly Circle Drainage Study	Storm Drains	4	PW/ENG	7938	Unfunded	Unfunded	0	20,000	0	0	0	0		20,000
SD12-003	San Manuel Area Master Plan Storm Drain Improvements	Storm Drains	4	PW/ENG	7939	248	Storm Drain Construction	0	19,500	0	0	0	0		19,500
SD12-004	Medical Center Drive Storm Drain Study from 7th Street to 17th St (CSDP no. 7-D11)	Storm Drains	1,6	PW/ENG		Unfunded	Unfunded	0	0	100,000	0	0	2,000,000		2,100,000

**CITY OF SAN BERNARDINO  
CAPITAL IMPROVEMENT PROGRAM  
2016/17 - 2020/21**

<b>PROJECT INDEX</b>															
CIP No.	PROJECT	CATEGORY	WARD	LEAD DEPT	WO	FUND	FUND DESCRIPTION	FY 2016-17 PROPOSED	FY 2017-18 PROJECTED	FY 2018-19 PROJECTED	FY 2019-20 PROJECTED	FY 2020-21 PROJECTED	UNFUNDED COMPONENT	FUTURE YEARS	ESTIMATED PROJECT TOTAL
SD13-002	Rialto Avenue and Rancho Avenue Storm Drain Improvements	Storm Drains	3	PW/ENG	8013	248	Storm Drain Construction	0	300,000	0	0	0	0		300,000
SD13-003	Cooley Avenue east of Sunnyside Drainage Improvements (Design Only)	Storm Drains	3	PW/ENG			Unfunded	0	20,000	0	0	0	0		20,000
SD14-001	Mt Vernon Ave Storm Drain from 16th to Highland Ave (CSDP 7-D13)	Storm Drains	6	PW/ENG	8014	248	Storm Drain Construction	0	0	200,000	1,800,000	0	0		2,000,000
SD16-001	Patton Basin - Repair damaged outlet in the County's Basin	Storm Drains	4	PW/ENG	8015	248	Storm Drain Construction	100,000	500,000	0	0	0	0		600,000
SS - A	Bridge and Railing Repairs at Various Locations	Streets	ALL	PW/ENG	7233	126	Gas Tax	300,000	200,000	200,000	200,000	200,000	0		1,100,000
SS - B	Construct Accessibility Improvements at Various Locations (Annual)	Streets	ALL	PW/ENG	7202	129	Measure I	500,000	500,000	500,000	500,000	500,000	0		2,500,000
SS - C	Street Safety Improvements at Various Locations (Annual)	Streets	ALL	PW/ENG	7156	Unfunded	Unfunded	0	100,000	100,000	100,000	100,000	0		400,000
SS - D	Pavement Rejuvenation at Various Locations (Annual) Slurry	Streets	ALL	PW/ENG	7306	126	Gas Tax	0	250,000	250,000	250,000	250,000	0		1,000,000
SS - E	Miscellaneous Street Lighting Repairs (Annual)	Streets	ALL	PW/O&M	7360	Unfunded	Unfunded	0	50,000	50,000	50,000	50,000	0		200,000
SS - F	Bus Stop Concrete Pads (Annual)	Streets	ALL	PW/O&M	7375	Unfunded	Unfunded	0	50,000	50,000	50,000	50,000	0		200,000
SS - H	Guardrail Repair at Various Locations (Annual)	Streets	ALL	PW/ENG	7380	126	Gas Tax	75,000	75,000	75,000	75,000	75,000	0		375,000
SS - I	Concrete Sidewalk Repairs at Various Locations (Annual)	Streets	ALL	PW/O&M	7362	Unfunded	Unfunded	0	75,000	75,000	75,000	75,000	0		300,000
SS - J	Alley Repair at Various Locations (Annual)	Streets	ALL	PW/O&M	7871	Unfunded	Unfunded	0	25,000	25,000	25,000	25,000	0		100,000
SS - K	Neighborhood Traffic Management Annual Program	Streets	ALL	PW/ENG	7948	Unfunded	Unfunded	0	25,000	25,000	25,000	25,000	0		100,000
SS - N	CIP Administration Services	Streets	ALL	PW/ENG	7953	129	Measure I	150,000	150,000	150,000	150,000	150,000	0		750,000
SS - O	Annual Striping of city streets City Wide	Streets	ALL	PW/ENG	8016	126	Gas Tax	350,000	350,000	350,000	350,000	350,000	0		1,750,000
SS - P	Concrete repairs city wide - annual	Streets	ALL	PW/ENG	8017	126	Gas Tax	300,000	300,000	300,000	300,000	300,000	0		1,500,000
SS04-009	STATE STREET - Street Extension (PA & ED only)	Streets	1,6	PW/ENG	7245	264	Regional Circulation System	350,000	550,000	25,000	25,000	4,800,000	0		5,750,000
SS04-012	MT. VERNON AVENUE - Bridge Replacement Agreement with SANBAG	Streets	1,3	PW/ENG	7121	264	Regional Circulation System	1,200,000	950,000	50,000	50,000	2,000,000	0		4,250,000
SS04-014	40TH STREET Widening from Johnson Street to Electric Avenue	Streets	4	PW/ENG	7160	264	Regional Circulation System	255,000	1,095,900	613,000	212,000	0	0		2,175,900
SS04-018	MOUNTAIN AVENUE Street Improvements Between 39th Street to 40th Street	Streets	4,7	PW/ENG	7236	129	Measure I	472,500	0	0	0	0	0		472,500
SS04-019	UNIVERSITY PARKWAY and I-215 Freeway Interchange Improvements	Streets	5, 6	PW/ENG	7240	264	Regional Circulation System								0
SS04-019	UNIVERSITY PARKWAY and I-215 Freeway Interchange Improvements	Streets	5, 6	PW/ENG	7240	129	Measure I	72,727	349,455	201,818	344,727	454,545			1,423,273
SS04-053	Palm Avenue Grade Separation at the BNSF Railroad (Co-op with SAN BAG Lead)	Streets	6	PW/ENG	7325	264	Regional Circulation System	300,000	0	0	0	0	0		300,000
SS04-131	HIGHLAND AVENUE Widening at Del Rosa Channel	Streets	2,7	PW/ENG	7513	129	Measure I	0	265,400	63,800	300,000	86,200	0		715,400
SS04-152	"H" STREET Widening from Kendall Drive to 40th Street (design only)	Streets	4	PW/ENG	7872	129	Measure I	80,000	220,000	330,000	392,000	0	0		1,022,000
SS07-003	Widen & Extend Mt. View Avenue from the Santa Ana River to I-10 Freeway (IVDA)	Streets	4	PW/ENG	7598	Unfunded	Unfunded		30,000	0	0	0	0		30,000
SS07-004	Widen 3rd Street and 5th Street between Tippecanoe Avenue & Palm Avenue (IVDA)	Streets	1	PW/ENG	7698	129	Measure I	0	25,000	0	0	0	0		25,000
SS07-014	Old Waterman Canyon Bridge Repairs	Streets	4	PW/ENG	7671	129	Measure I	10,000	0	0	0	0	0		10,000
SS07-029	Construct New Road between Little League Drive and Devore Road	Streets	5	PW/ENG	7732	Unfunded	Unfunded	0	0	0	300,000	300,000	600,000		1,200,000
SS08-001	CAMPUS PARKWAY - Fencing and PCC Pavement Installation Agreement with County of San Bernardino	Streets	5	PW/ENG	7874	126	Gas Tax	25,000	0	0	0	0	0		25,000
SS10-007	SBX Rapid Transit Corridor Project: Inspection Costs (RDA)	Streets	1,2,3,4,5,7	PW/ENG	7884	129	Measure I	10,000	0	0	0	0	0		10,000
SS11-008	I-10 Freeway @ Tippecanoe Avenue - Interchange Improvements (LSP) Agreement with SANBAG	Streets	3	PW/ENG	7891	264	Regional Circulation System	1,294,800	1,000,000	0	0	0	0		2,294,800
SS11-010	CALIFORNIA STREET Pavement Rehabilitation between 19th Street to Washington Avenue	Streets	6	PW/ENG	7923	129	Measure I	2,500	0	0	0	0	0		2,500
SS11-017	DEL ROSA DRIVE Widening - Warm Creek to Base Line Street	Streets	1	PW/ENG	7896	Unfunded	Unfunded	0	0	0	350,000	0	0		350,000
SS12-004	WATERMAN AVENUE Pavement Rehabilitation between 13th Street and Gilbert Street	Streets	2	PW/ENG	7954	129	Measure I	12,000	0	0	0	0	0		12,000
SS12-010	STERLING AVENUE Pavement Rehabilitation between Highland Avenue and Date Place	Streets	7	PW/ENG		129	Measure I	2,400	100,000	0	0	0	0		102,400
SS12-013	DAVIDSON STREET Pavement Rehabilitation between 16th Street and 19th Street	Streets	6	PW/ENG	7922	129	Measure I	0	0	88,000	0	0	0		88,000
SS12-018	RANCHO AVENUE Pavement Rehabilitation between Rialto Avenue and Mill Street	Streets	3	PW/ENG		Unfunded	Unfunded	0	0	0	0	0	125,000		125,000
SS12-019	29TH STREET Pavement Rehabilitation between Fremontia Drive and Kenwood Avenue	Streets	7	PW/ENG		Unfunded	Unfunded	0	0	0	0	0	45,000		45,000
SS12-020	PERSHING AVENUE and EDGERTON DRIVE Pavement Rehabilitation from Thompson Place to Mt. View Avenue	Streets	4	PW/ENG		Unfunded	Unfunded	0	0	0	0	42,200	0		42,200

**CITY OF SAN BERNARDINO**  
**CAPITAL IMPROVEMENT PROGRAM**  
**2016/17 - 2020/21**

PROJECT INDEX															
CIP No.	PROJECT	CATEGORY	WARD	LEAD DEPT	WO	FUND	FUND DESCRIPTION	FY 2016-17 PROPOSED	FY 2017-18 PROJECTED	FY 2018-19 PROJECTED	FY 2019-20 PROJECTED	FY 2020-21 PROJECTED	UNFUNDED COMPONENT	FUTURE YEARS	ESTIMATED PROJECT TOTAL
SS13-001	2ND STREET - BRIDGE Replacement at Warm Creek	Streets	1	PW/ENG	7841	129	Measure I	400,000	1,850,000	1,240,200	600,000	0	0		4,090,200
SS13-002	WATERMAN AVENUE Pavement Rehabilitation between Mill Street and Central Avenue	Streets	1,3	PW/ENG		129	Measure I	0	313,100	0	0	0	0		313,100
SS13-003	WATERMAN AVENUE Pavement Rehabilitation between Ennis Street and Orange Show Road	Streets	1,3	PW/ENG		Unfunded	Unfunded	0	0	0	0	0	30,000		30,000
SS13-004	CONEJO AVENUE Pavement Rehabilitation between Pacific Street and Hillside Drive	Streets	2	PW/ENG		Unfunded	Unfunded	0	0	0	0	0	45,000		45,000
SS13-005	BASELINE STREET Pavement Rehabilitation between Lugo Street and Waterman Avenue	Streets	2	PW/ENG	7955	129	Measure I	48,000	0	0	0	0	0		48,000
SS13-006	LYNWOOD AVENUE Pavement Rehabilitation between Merito Street and Sterling Avenue	Streets	4	PW/ENG		Unfunded	Unfunded	0	0	0	0	0	320,000		320,000
SS13-008	MOUNTAIN VIEW AVENUE Pavement Rehabilitation between Electric Avenue and 40th Street	Streets	4	PW/ENG	7957	Unfunded	Unfunded	0	0	0	0	0	111,700		111,700
SS13-015	HARDT STREET Pavement Rehabilitation between Richardson Street and Tippecanoe Avenue	Streets	3	PW/ENG		Unfunded	Unfunded	0	0	0	0	364,300	0		364,300
SS13-016	TRENTON STREET Pavement Rehabilitation between Mt. Vernon Avenue and Western Avenue	Streets	6	PW/ENG		Unfunded	Unfunded	0	0	0	0	0	75,000		75,000
SS13-017	REECE STREET Pavement Rehabilitation between Mt. Vernon Avenue and Garner Avenue	Streets	6	PW/ENG		Unfunded	Unfunded	0	0	0	0	0	40,000		40,000
SS13-019	DATE STREET Pavement Rehabilitation between Del Rosa Avenue and Chiquita Lane	Streets	4	PW/ENG		Unfunded	Unfunded	0	0	0	0	0	95,900		95,900
SS13-021	IRVINGTON AVENUE Pavement Rehabilitation between Cold Mountain Avenue and Chestnut Avenue	Streets	5	PW/O&M		Unfunded	Unfunded	0	0	0	0	0	55,000		55,000
SS13-022	BASELINE STREET Pavement Rehabilitation between Del Rosa Drive and Knob Hill Road (Co-Op)	Streets	1,7	PW/ENG	7962	129	Measure I	20,000	0	0	0	0	0		20,000
SS13-023	OLIVE AVENUE Pavement Rehabilitation between Brenda Drive and Jo-An Drive	Streets	5	PW/ENG		Unfunded	Unfunded	0	0	0	0	0	40,000		40,000
SS13-025	SIERRA WAY Pavement Rehabilitation between 8th Street and 9th Street	Streets	1	PW/ENG		Unfunded	Unfunded	0	0	0	0	0	2,000		2,000
SS13-028	HARDT STREET Pavement Rehabilitation between Gifford Street and Tippecanoe Avenue	Streets	3	PW/ENG		Unfunded	Unfunded	0	0	0	0	364,300	0		364,300
SS13-029	28TH STREET Pavement Rehabilitation between Waterman Avenue and Fremontia Avenue	Streets	7	PW/ENG		Unfunded	Unfunded	0	0	0	0	0	85,000		85,000
SS13-031	COMMERCIAL ROAD Pavement Rehabilitation between Waterman Avenue and Steele Road	Streets	3	PW/ENG		Unfunded	Unfunded	0	81,800	0	0	0	0		81,800
SS13-033	"K" STREET Pavement Rehabilitation between Hillcrest Drive and College Street	Streets	3	PW/ENG		Unfunded	Unfunded	0	0	0	0	0	130,000		130,000
SS13-034	GARNER AVENUE Pavement Rehabilitation between Baseline Street and 14th Street	Streets	6	PW/ENG	7963	129	Measure I	0	0	45,000	0	0	0	45,100	90,100
SS13-035	PICO AVENUE Pavement Rehabilitation between 9th Street and Olive Street	Streets	6	PW/ENG	7964	129	Measure I	25,000	0	0	0	0	0		25,000
SS13-037	SHERIDAN ROAD Pavement Rehabilitation between Lakewood Drive and State Street	Streets	5	PW/ENG	7965	129	Measure I	66,000	0	0	0	0	0		66,000
SS13-039	EVANS STREET Pavement Rehabilitation between Western Avenue and Medical Center Drive	Streets	6	PW/ENG	7966	129	Measure I	0	0	60,000	0	0	0		60,000
SS14-001	PEPPER AVENUE Street Improvements between Randall Avenue and Mill Street	Streets	3	PW/ENG		Unfunded	Unfunded	0	0	0	0	0	72,500		72,500
SS14-002	PEPPER AVENUE Street Widening and Improvements between Rialto Avenue and 2nd Street	Streets	6	PW/ENG		Unfunded	Unfunded	0	0	0	0	0	300,000		300,000
SS14-003	PEPPER AVENUE Street Widening and Improvements between Foothill Blvd and 9th Street	Streets	6	PW/ENG		Unfunded	Unfunded	0	0	0	0	0	210,000		210,000
SS14-004	EUCALYPTUS AVENUE Pavement Rehabilitation from Randall Avenue to Mill Street	Streets	3	PW/ENG		Unfunded	Unfunded	0	0	0	0	0	120,000		120,000
SS14-007	TIPPECANOE AVENUE Pavement Rehabilitation between Harry Sheppard Drive to 3rd Street	Streets	1	PW/ENG	7967	129	Measure I	22,000	0	0	0	0	0		22,000
SS14-008	MILL STREET Pavement Rehabilitation between Waterman Avenue to Doolittle Street	Streets	1	PW/ENG	7968	129	Measure I	18,000	0	0	0	0	0		18,000
SS14-009	40TH STREET Pavement Rehabilitation between Harrison Street to Mountain Avenue	Streets	4	PW/ENG	7969	129	Measure I	500,000	0	0	0	0	0		500,000
SS14-012	MILL STREET Pavement Rehabilitation between Eucalyptus Avenue to Pepper Avenue	Streets	6	PW/ENG		Unfunded	Unfunded	0	0	0	147,900	0	0		147,900
SS14-013	WILSON STREET Pavement Rehabilitation between 9th Street to Baseline Street	Streets	6	PW/ENG	7972	129	Measure I	0	0	103,000	0	0	0		103,000



**CITY OF SAN BERNARDINO  
CAPITAL IMPROVEMENT PROGRAM  
2016/17 - 2020/21**

PROJECT INDEX															
CIP No.	PROJECT	CATEGORY	WARD	LEAD DEPT	WO	FUND	FUND DESCRIPTION	FY 2016-17 PROPOSED	FY 2017-18 PROJECTED	FY 2018-19 PROJECTED	FY 2019-20 PROJECTED	FY 2020-21 PROJECTED	UNFUNDED COMPONENT	FUTURE YEARS	ESTIMATED PROJECT TOTAL
SS14-014	28TH STREET Pavement Rehabilitation between Waterman Avenue to Valencia Avenue	Streets	7	PW/ENG	7973	129	Measure I	5,000	0	0	0	0	0		5,000
SS14-015	28TH STREET Pavement Rehabilitation between "H" Street to Arrowhead Avenue	Streets	7	PW/ENG	7974	129	Measure I	108,000	0	0	0	0	0		108,000
SS14-016	28TH STREET Pavement Rehabilitation between Arrowhead Avenue to Waterman Avenue	Streets	7	PW/ENG	7975	129	Measure I	134,000	0	0	0	0	0		134,000
SS14-017	ARROWHEAD AVENUE Pavement Rehabilitation between 7th Street to 9th Street	Streets	1	PW/ENG	7976	129	Measure I	0	0	112,000	0	0	0		112,000
SS14-018	9TH STREET Pavement Rehabilitation between Tippecanoe Avenue to Del Rosa Drive	Streets	1	PW/ENG	7977	129	Measure I	17,000	0	0	0	0	0		17,000
SS14-019	SIERRA WAY Pavement Rehabilitation between 9th Street to Baseline Street	Streets	1,2	PW/ENG	7978	129	Measure I	0	0	209,000	0	0	0		209,000
SS14-020	DEL ROSA AVENUE Pavement Rehabilitation between Del Rosa Drive to Highland Avenue	Streets	2	PW/ENG	7979	129	Measure I	24,000	0	0	0	0	0		24,000
SS14-021	"H" STREET Pavement Rehabilitation between 48th Street to Northpark Blvd	Streets	4	PW/ENG		Unfunded	Unfunded	0	135,000	0	0	0	0		135,000
SS14-022	HARRISON STREET Pavement Rehabilitation between Lynwood Drive to 40th Street	Streets	4,7	PW/ENG	7980	129	Measure I	63,000	0	0	0	0	0		63,000
SS14-024	"G" STREET Pavement Rehabilitation between 4th Street to 6th Street	Streets	1	PW/ENG	7982	129	Measure I	20,000	0	0	0	0	0		20,000
SS14-025	8TH STREET Pavement Rehabilitation between Medical Center Drive to Mt Vernon Avenue	Streets	1	PW/ENG	7983	129	Measure I	0	0	407,000	0	0	0		407,000
SS14-026	WESTERN AVENUE Pavement Rehabilitation between Union Street to 9th Street	Streets	1	PW/ENG	7984	129	Measure I	0	0	33,000	0	0	0		33,000
SS14-030	UNION STREET Pavement Rehabilitation between Mt Vernon Avenue to Western Avenue	Streets	1	PW/ENG	7988	129	Measure I	0	0	76,000	0	0	0		76,000
SS14-031	"F" STREET Pavement Rehabilitation between Sequoia Street to Hill Drive	Streets	4,5	PW/ENG		Unfunded	Unfunded	0	0	0	61,500	0	0		61,500
SS14-033	WINDSOR DRIVE Pavement Rehabilitation between Park Drive to Morgan Road	Streets	5	PW/ENG	8018	129	Measure I	700	80,000	0	0	0	0		80,700
SS14-034	PUMALO STREET Pavement Rehabilitation between Golden Avenue to Date Place	Streets	7	PW/ENG		Unfunded	Unfunded	0	176,400	0	0	0	0		176,400
SS14-035	29TH STREET Pavement Rehabilitation between Waterman Avenue to Valencia Avenue	Streets	7	PW/ENG	7990	129	Measure I	44,000	0	0	0	0	0		44,000
SS14-036	BROADMOOR BLVD Pavement Rehabilitation between 30th Street to Parkdale Street	Streets	7	PW/ENG	7991	Unfunded	Unfunded	0	0	0	0	0	40,500		40,500
SS14-037	GIFFORD AVENUE Pavement Rehabilitation between Hardt Street to Brier Drive	Streets	3	PW/ENG		Unfunded	Unfunded	0	0	0	38,300	0	0		38,300
SS14-039	HUNTS LANE Pavement Rehabilitation between Harwick Drive to Commercial Drive	Streets	3	PW/ENG		Unfunded	Unfunded	0	180,000	0	0	0	0		180,000
SS14-040	SPRUCE STREET Pavement Rehabilitation between Pico Avenue to Mt Vernon Avenue	Streets	1	PW/ENG	7993	129	Measure I	25,000	0	0	0	0	0		25,000
SS14-041	EUCALYPTUS AVENUE Pavement Rehabilitation between Santolinas Street to Park Vista Drive	Streets	3	PW/ENG	7994	129	Measure I	11,000	0	0	0	0	0		11,000
SS14-042	RIALTO AVE Pavement Rehabilitation between Meridian Avenue to Pennsylvania Avenue	Streets	3,6	PW/ENG		Unfunded	Unfunded	0	0	0	0	566,800	0		566,800
SS14-043	MT VERNON AVENUE - Bridge Shoring Inspections	Streets	1	PW/ENG	7947	264	Regional Circulation System	20,000	0	0	0	0	0		20,000
SS15-001	PALM AVENUE (co-op with the City of Highland-lead) Bike Lanes at Pacific Street	Streets	4	PW/ENG	7949	126	Gas Tax	45,000	0	0	0	0	0		45,000
SS15-002	STERLING AVENUE Pavement Rehabilitation (co-op County of San Bernardino) between Pacific Avenue and Highland Avenue	Streets	7	PW/ENG	7995	129	Measure I	300,000	200,000	0	0	0	0		500,000
SS15-003	"J" STREET Pavement Rehabilitation between 8th Street and 11th Street	Streets	1	PW/ENG	7996	129	Measure I	0	0	122,000	0	0	0		122,000
SS15-005	CALIFORNIA STREET Pavement Rehabilitation between Highland Avenue and Porter Street	Streets	6	PW/ENG	8019	129	Measure I	10,000	240,000	0	0	0	0		250,000
SS15-006	TIPPECANOE AVENUE Pavement Rehabilitation between Vine Street to 9th Street	Streets	1	PW/ENG	8020	129	Measure I	8,600	80,000	0	0	0	0		88,600
SS15-007	AIRPORT DRIVE Pavement Rehabilitation between Commercenter East to Commercenter West	Streets	3	PW/ENG	7997	129	Measure I	7,000	0	0	0	0	0		7,000
SS15-008	IRVINGTON AVENUE Pavement Rehabilitation between Chestnut Avenue to Palm Avenue	Streets	5	PW/ENG	8021	129	Measure I	6,000	50,000	0	0	0	0		56,000
SS15-009	BASELINE STREET Pavement Rehabilitation between Canyon Road to Conejo Drive	Streets	1	PW/ENG	8022	129	Measure I	9,900	100,000	0	0	0	0		109,900
SS15-010	SIERRA WAY Pavement Rehabilitation between Highland Avenue to 28th Street	Streets	7	PW/ENG		Unfunded	Unfunded	0	0	0	140,500	0	0		140,500
SS15-011	RIALTO AVENUE Pavement Rehabilitation between Meridian Avenue and Pepper Avenue	Streets	6	PW/ENG	7999	129	Measure I	11,000	0	0	0	0	0		11,000

**CITY OF SAN BERNARDINO  
CAPITAL IMPROVEMENT PROGRAM  
2016/17 - 2020/21**

PROJECT INDEX															
CIP No.	PROJECT	CATEGORY	WARD	LEAD DEPT	WO	FUND	FUND DESCRIPTION	FY 2016-17 PROPOSED	FY 2017-18 PROJECTED	FY 2018-19 PROJECTED	FY 2019-20 PROJECTED	FY 2020-21 PROJECTED	UNFUNDED COMPONENT	FUTURE YEARS	ESTIMATED PROJECT TOTAL
SS15-012	BRIER DRIVE Pavement Rehabilitation between Gifford Avenue and Tippecanoe Avenue	Streets	3	PW/ENG	8002	129	Measure I	16,000	0	0	0	0	0		16,000
SS15-014	27TH STREET Pavement Scrub Slurry between "D" Street and "E" Street	Streets	7	PW/ENG	8003	129	Measure I	0	16,900	0	0	0	0		16,900
SS15-015	24TH STREET Pavement Scrub Slurry between "D" Street and "E" Street	Streets	7	PW/ENG	8004	129	Measure I	0	19,600	0	0	0	0		19,600
SS15-016	23RD STREET Pavement Scrub Slurry between "D" Street and "E" Street	Streets	7	PW/ENG	8005	129	Measure I	0	13,500	0	0	0	0		13,500
SS15-017	"I" STREET Pavement Rehabilitation between 14th Street and Evans Street	Streets	1	PW/ENG	8006	129	Measure I	30,000	0	0	0	0	0		30,000
SS15-019	HIGHLAND AVENUE Pavement Rehabilitation between "H" Street and "G" Street	Streets	2	PW/ENG	8023	129	Measure I	5,600	85,000	0	0	0	0		90,600
SS15-020	MAGNOLIA DRIVE Pavement between 48th Street to Reservoir Street	Streets	5	PW/ENG	8024	129	Measure I	3,400	25,000	0	0	0	0		28,400
SS15-021	PARK DRIVE Pavement Rehabilitation between Morgan Road to Loyola Drive	Streets	5	PW/ENG	8025	129	Measure I	3,400	35,000	0	0	0	0		38,400
SS15-022	HIGHLAND AVENUE Pavement Rehabilitation between Sterling Avenue to Guthrie Avenue	Streets	7	PW/ENG	8026	129	Measure I	7,400	170,000	0	0	0	0		177,400
SS15-023	ARDEN AVENUE Pavement Rehabilitation between Pacific Avenue to 20th Street	Streets	7	PW/ENG		Unfunded	Unfunded	0	0	0	173,400	0	0		173,400
SS15-025	ARROWHEAD AVENUE Pavement Rehabilitation between 5th Street to 7th Street	Streets	1	PW/ENG		Unfunded	Unfunded	0	136,700	0	0	0	0		136,700
SS15-026	BASELINE STREET Pavement Rehabilitation between "H" Street to "E" Street	Streets	2	PW/ENG		Unfunded	Unfunded	0	270,300	0	0	0	0		270,300
SS15-027	CENTRAL AVENUE Pavement Rehabilitation between Pacific Street to SR210 (State Route 210)	Streets	4	PW/ENG		Unfunded	Unfunded	0	78,400	0	0	0	0		78,400
SS15-028	PACIFIC STREET Pavement Rehabilitation between City Limits (Olive) and Central Avenue	Streets	4	PW/ENG		Unfunded	Unfunded	0	18,200	0	0	0	0		18,200
SS15-029	CENTRAL AVENUE Pavement Rehabilitation between SR210 (State Route 210) to Highland Avenue	Streets	4	PW/ENG		Unfunded	Unfunded	0	91,700	0	0	0	0		91,700
SS15-030	GRAND AVENUE Pavement Rehabilitation between College Avenue to Varsity Avenue	Streets	5	PW/ENG		Unfunded	Unfunded	0	41,700	0	0	0	0		41,700
SS15-031	WESTERN AVENUE Pavement Rehabilitation between Kendall Drive to 48th Street	Streets	5	PW/ENG		Unfunded	Unfunded	0	141,200	0	0	0	0		141,200
SS15-032	CALIFORNIA STREET Pavement Rehabilitation between 30th Street to Cajon Blvd	Streets	6	PW/ENG		Unfunded	Unfunded	0	170,400	0	0	0	0		170,400
SS15-033	WATERMAN AVENUE Pavement Rehabilitation between Vanderbilt Way to Dumas Street	Streets	1,3	PW/ENG		Unfunded	Unfunded	0	0	435,400	0	0	0		435,400
SS15-034	ARROWHEAD AVENUE Pavement Rehabilitation between 9th Street to Baseline Street	Streets	2	PW/ENG		Unfunded	Unfunded	0	0	166,000	0	0	0		166,000
SS15-035	PIEDMONT DRIVE Pavement Rehabilitation between Palm Avenue to Piedmont Avenue	Streets	4	PW/ENG		Unfunded	Unfunded	0	0	103,700	0	0	0		103,700
SS15-036	LITTLE LEAGUE DRIVE Pavement Rehabilitation between Meyers Road to end of street (north of Ohio Avenue)	Streets	5	PW/ENG		Unfunded	Unfunded	0	0	146,200	0	0	0		146,200
SS15-037	BAILEY AVENUE Pavement Rehabilitation between Kendall Drive to Gray Pine Court	Streets	5	PW/ENG		Unfunded	Unfunded	0	0	73,900	0	0	0		73,900
SS15-038	CAJON BLVD Pavement Rehabilitation between Institution Road and City Limits (Shelter way)	Streets	6	PW/ENG		Unfunded	Unfunded	0	0	119,600	0	0	0		119,600
SS15-039	17TH STREET Pavement Rehabilitation between Medical Center Drive to Western Avenue	Streets	6	PW/ENG		Unfunded	Unfunded	0	0	79,400	0	0	0		79,400
SS15-040	PUMALO STREET Pavement Rehabilitation between Del Rosa Avenue to Date Place	Streets	7	PW/ENG		Unfunded	Unfunded	0	0	101,100	0	0	0		101,100
SS15-041	34TH STREET Pavement Rehabilitation between Mountain View Avenue to Sierra Way	Streets	7	PW/ENG		Unfunded	Unfunded	0	0	57,100	0	0	0		57,100
SS15-042	BASELINE STREET Pavement Rehabilitation between "K" Street to I-215 Freeway	Streets	1	PW/ENG		Unfunded	Unfunded	0	0	0	133,900	0	0		133,900
SS15-043	ARROWHEAD AVENUE Pavement Rehabilitation between 16th Street to Highland Avenue	Streets	2	PW/ENG		Unfunded	Unfunded	0	0	0	218,100	0	0		218,100
SS15-044	SEPULVEDA AVENUE Pavement Rehabilitation between 40th Street to Sierra Way	Streets	4	PW/ENG		Unfunded	Unfunded	0	0	0	145,600	0	0		145,600
SS15-045	LYNWOOD DRIVE Pavement Rehabilitation between City Limits (Merito) to Sterling Avenue	Streets	4	PW/ENG		Unfunded	Unfunded	0	0	0	82,700	0	0		82,700
SS15-046	33RD STREET Pavement Rehabilitation between "H" Street to "E" Street	Streets	5	PW		Unfunded	Unfunded	0	0	0	101,900	0	0		101,900
SS15-047	UNIVERSITY PARKWAY Pavement Rehabilitation between Hallmark Parkway to I-215 Freeway	Streets	6	PW/ENG		Unfunded	Unfunded	0	0	0	69,500	0	0		69,500

**CITY OF SAN BERNARDINO  
CAPITAL IMPROVEMENT PROGRAM  
2016/17 - 2020/21**

PROJECT INDEX															
CIP No.	PROJECT	CATEGORY	WARD	LEAD DEPT	WO	FUND	FUND DESCRIPTION	FY 2016-17 PROPOSED	FY 2017-18 PROJECTED	FY 2018-19 PROJECTED	FY 2019-20 PROJECTED	FY 2020-21 PROJECTED	UNFUNDED COMPONENT	FUTURE YEARS	ESTIMATED PROJECT TOTAL
SS15-048	HIGHLAND AVENUE Pavement Rehabilitation between SR 259 (State Route 259 or Crosstown Freeway) and H Street	Streets	2	PW/ENG	8027	129	Measure I	1,000	20,000	0	0	0	0		21,000
SS16-001	ARROWHEAD AVENUE Pavement Rehabilitation between Baseline Street to 16th Street	Streets	2	PW/ENG		Unfunded	Unfunded	0	0	0	0	212,600	0		212,600
SS16-002	5TH STREET Pavement Rehabilitation between Lankershim Avenue to Leslie Street	Streets	1	PW/ENG		Unfunded	Unfunded	0	0	0	0	673,361	0		673,361
SS16-003	"K" STREET Pavement Rehabilitation between Baseline Street to 14th Street	Streets	1	PW/ENG		Unfunded	Unfunded	0	0	0	0	67,100	0		67,100
SS16-004	CRESTVIEW AVENUE Pavement Rehabilitation between Gilbert Street to 18th Street	Streets	2	PW/ENG		Unfunded	Unfunded	0	0	0	0	91,800	0		91,800
SS16-005	MIRA MONTE DRIVE Pavement Rehabilitation between Oakwood Drive to 30th Street	Streets	2	PW/ENG		Unfunded	Unfunded	0	0	0	0	71,000	0		71,000
SS16-006	WATERMAN AVENUE Pavement Rehabilitation between Washington Street to Weir Road	Streets	3	PW/ENG		Unfunded	Unfunded	0	0	0	0	82,000	0		82,000
SS16-007	S. CAMINO REAL Pavement Rehabilitation between Fairway Drive to Auto Center Drive	Streets	3	PW/ENG		Unfunded	Unfunded	0	0	0	0	80,000	0		80,000
SS16-009	RIALTO AVENUE Pavement Rehabilitation between Muscott Street to Mt. Vernon Avenue	Streets	3	PW/ENG		Unfunded	Unfunded	0	0	0	0	0	160,000		160,000
SS16-010	FOOTHILL DRIVE Pavement Rehabilitation between Del Rosa Avenue to Sterling Avenue	Streets	4	PW/ENG		Unfunded	Unfunded	0	0	0	0	393,100	0		393,100
SS16-011	STERLING AVENUE Pavement Rehabilitation between Lynwood Drive to Marshall Blvd	Streets	4	PW/ENG		Unfunded	Unfunded	0	0	0	0	99,000	0		99,000
SS16-012	MAYFIELD AVENUE Pavement Rehabilitation between Northpark Blvd and 59th Street	Streets	4	PW/ENG		Unfunded	Unfunded	0	0	0	0	401,500	0		401,500
SS16-013	MARSHALL BLVD Pavement Rehabilitation between Arden Avenue to Belvedere Street	Streets	4	PW/ENG		Unfunded	Unfunded	0	0	0	0	1,010,000	0		1,010,000
SS16-014	39TH STREET Pavement Rehabilitation between Modesto Drive to Del Rosa Avenue	Streets	4	PW/ENG		Unfunded	Unfunded	0	0	0	0	121,500	0		121,500
SS16-015	CAMILLIA DRIVE Pavement Rehabilitation between Yucca Drive to Ralston Avenue	Streets	4	PW/ENG		Unfunded	Unfunded	0	0	0	0	83,500	0		83,500
SS16-016	DEL ROSA AVENUE Pavement Rehabilitations between SR-210 to Date Street	Streets	7	PW/ENG		Unfunded	Unfunded	0	0	0	0	24,000	0		24,000
SS16-017	CAJON BLVD Pavement Rehabilitation between Devils Creek Channel to Palm Avenue	Streets	6	PW/ENG		Unfunded	Unfunded	0	0	0	0	543,361	3,000,000		3,543,361
SS16-018	HIGHLAND AVENUE Pavement Rehabilitation between "G" Street to "E" Street	Streets	7	PW/ENG		Unfunded	Unfunded	0	0	0	0	271,500	0		271,500
SS16-019	VALENCIA AVENUE Pavement Rehabilitation between Highland Avenue to 29th Street	Streets	7	PW/ENG		Unfunded	Unfunded	0	0	0	0	288,500	0		288,500
SS16-020	CO-OP With the City of Highland for BASELINE STREET Rehabilitation from Del Rosa to Cole Ave. (MSRC)	Streets	1,7	PW/ENG	8028	129	Measure I	277,400	0	0	0	0	0		277,400
SS16-021	CO-OP With City of Highland for 14TH STREET Crosswalk Ramps no parking signs (SR2S)	Streets	4	PW/ENG	8029	129	Measure I	6,300	0	0	0	0	0		6,300
SS16-022	CO-OP With City of Highland for BASELINE STREET, sidewalk closures (Article 3)	Streets	1,7	PW/ENG	8030	129	Measure I	10,600	0	0	0	0	0		10,600
SS16-023	CO-OP With City of Highland BASELINE STREET and 5TH STREET Signal Coordination Upgrade (MSRC)	Streets	1	PW/ENG	8031	129	Measure I	5,900	0	0	0	0	0		5,900
SS16-024	CO-OP With City of Highland for 5 corridors project, signal coordination upgrade and (MSRC)	Streets	1,4,7	PW/ENG	8032	129	Measure I	25,600	0	0	0	0	0		25,600
SS16-025	CO-OP With City of Highland PALM AVENUE and PACIFIC STREET Improvements (ATPAPP)	Streets	4	PW/ENG	8033	129	Measure I	43,300	0	0	0	0	0		43,300
SS16-026	CO-OP With City of Highland BASELINE STREET Lighted Crosswalk (SRTS)	Streets	4	PW/ENG	8034	126	Gas Tax	1,000	0	0	0	0	0		1,000
SS16-027	SBX - "E" STREET from 10th Street to Highland Avenue - Inspection	Streets	1,3,5,7	PW/ENG	8035	126	Gas Tax	25,000	0	0	0	0	0		25,000
SS17-001	ATP Cycle 2 - Safe Routes to Schools Project at 3 locations	Streets		PW/ENG		129	Measure I	190,000	0	0	0	0	0		190,000
SS17-002	CDBG - FY 16-17 Street Improvements	Streets	TBD	PW/ENG		119	CDBG	300,000	0	0	0	0	0		300,000
SS17-003	INLAND CENTER DRIVE Pavement Rehabilitation between "G" Street to Adell Street	Streets	3	PW/ENG		Unfunded	Unfunded	0	400,000	0	0	0	0		400,000
SS17-004	ROUTE 66 (5TH STREET) Pavement Rehabilitation from Pepper Avenue to "H" Street and "H" STREET from 4th Street to 6th Street Co-op with CALTRANS	Streets	1,3,6	PW/ENG		126	Gas Tax	0	10,000	0	0	0	0		10,000
SS17-005	SBX - "E" STREET from 10th Street to Highland Avenue - Construction	Streets	1,3,5,7	PW/ENG	8035	126	Gas Tax	155,000	0	0	0	0	0		155,000
SS17-006	Concrete Work for Continuing Pavement Projects	Streets		PW/ENG	8039	129	Gas Tax	425,000	0	0	0	0	0		425,000

**CITY OF SAN BERNARDINO  
CAPITAL IMPROVEMENT PROGRAM  
2016/17 - 2020/21**

PROJECT INDEX															
CIP No.	PROJECT	CATEGORY	WARD	LEAD DEPT	WO	FUND	FUND DESCRIPTION	FY 2016-17 PROPOSED	FY 2017-18 PROJECTED	FY 2018-19 PROJECTED	FY 2019-20 PROJECTED	FY 2020-21 PROJECTED	UNFUNDED COMPONENT	FUTURE YEARS	ESTIMATED PROJECT TOTAL
SS17-007	Median Improvements Around Town	Streets	All	PW/ENG		1	General Fund	300,000	300,000	300,000	300,000	300,000	0		1,500,000
SS17-008	City Wide Infrastructure Inspections	Streets	All	PW/ENG		126	Gas Tax	300,000	0	0	0	0	0		300,000
TBD	Assessment of the City's street lighting system including an analysis related to the acquisition of the portion of the system owned by SCE, design work, and system upgrade plan.	Streets	TBD	PW/ENG		TBD	TBD	170,000							170,000
TBD	Assessment of the City's street lighting system including an analysis related to the acquisition of the portion of the system owned by SCE, design work, and system upgrade plan.	Streets	TBD	PW/ENG		2010B Bond Proceeds	2010B Bond Proceeds	30,000							30,000
TBD	Pavement Management System Survey and Program	Streets	TBD	PW/ENG		129	TBD	250,000							250,000
TBD	Medical Center Drive Between Magnolia and Highland Avenue – Pavement, street, storm drain and signage and signalization analysis	Streets	TBD	TBD		2010B Bond Proceeds	2010B Bond Proceeds				500,000				500,000
TBD	West Highland Avenue Between Macy Street and North California Street – Pavement, street, storm drain and signage and signalization analysis	Streets	TBD	TBD		2010B Bond Proceeds	2010B Bond Proceeds				500,000				500,000
TBD	Public Library Broadband Consortium	Technology	TBD	Library		Unfunded	Unfunded		-	100,000	100,000	100,000	100,000		400,000
TBD	Feldheim Security Cameras	Technology	TBD	Library		Unfunded	Unfunded		45,000	-	-	-	-		45,000
TBD	Software Upgrade	Technology	TBD	Community Development		Unfunded	Unfunded			1,750,000	250,000	250,000	250,000		2,500,000
TC - B	Traffic Signals Battery Backup Systems	Traffic Controls	ALL	PW	7651	263	Local Regional Circulation	25,000	25,000	25,000	25,000	25,000	0		125,000
TC - C	Traffic Calming Projects	Traffic Controls	ALL	PW/ENG	8036	Unfunded	Unfunded	0	25,000	25,000	25,000	25,000	0		100,000
TC04-008	University Pkwy from College Ave to Kendall Dr Traffic Signal Interconnect	Traffic Controls	4,5	PW/ENG	7252	246	Public Improvement Fund	25,600	100,000	0	0	0	0		125,600
TC04-036	Mt. Vernon Ave Interconnect and PPB from Mill Street to Highland Ave (Design Only)	Traffic Controls	1,3,6	PW/ENG	7654	246	Public Improvement Fund	25,000	75,000	0	0	0	0		100,000
TC04-037	Orange Show Lane & "E" Street Traffic Signals (Design Only)	Traffic Controls	3	PW/ENG		Unfunded	Unfunded	0	0	0	0	0	20,000		20,000
TC04-044	Palm Avenue & Belmont Avenue Traffic Signal (Design Only)	Traffic Controls	5	PW/ENG		Unfunded	Unfunded	0	0	0	0	0	200,000		200,000
TC04-049	Lynwood Drive and Sterling Avenue Traffic Signal (Design Only)	Traffic Controls	4	PW/ENG		Unfunded	Unfunded	0	0	0	0	0	200,000		200,000
TC04-050	Del Rosa Avenue: Widen to provide 2 Left-Turn Lanes at SR-30 (210)	Traffic Controls	4,7	PW/ENG		Unfunded	Unfunded	0	0	0	0	0	340,000		340,000
TC05-003	13th Street & Mt. View Avenue Traffic Signal (Design Only)	Traffic Controls	2	PW/ENG	7489	Unfunded	Unfunded	0	0	0	0	0	135,000		135,000
TC06-002	Arrowhead Ave & Orange Show Lane Traffic Signal	Traffic Controls	3	PW/ENG	7657	Unfunded	Unfunded	0	0	0	0	0	200,000		200,000
TC06-003	Palm Ave & Industrial Pkwy Traffic Signal (Design Only)	Traffic Controls	6	PW/ENG	7658	Unfunded	Unfunded	0	0	0	0	0	200,000		200,000
TC06-010	Northpark Blvd and Sierra Dr. Traffic Signal Installation	Traffic Controls	5	PW/ENG	7665	263	Local Regional Circulation	50,000	200,000	0	0	0	0		250,000
TC07-002	Kendall Drive & 48th Street Traffic Signal	Traffic Controls	5	PW/ENG	7849	263	Local Regional Circulation	0	250,000	0	0	0	0		250,000
TC07-006	9th Street & Mt. Vernon Avenue Traffic Signal Upgrade	Traffic Controls	1,6	PW/ENG		Unfunded	Unfunded	0	0	0	0	0	50,000		50,000
TC07-011	Campus Pkwy and Northpark Blvd Traffic Signal	Traffic Controls	5	PW/ENG		Unfunded	Unfunded	0	0	0	0	0	200,000		200,000
TC07-012	Little Mountain Dr. and 30th Street Traffic Signal	Traffic Controls	5	PW/ENG		Unfunded	Unfunded	0	0	0	0	0	250,000		250,000
TC07-019	"H" Street and Marshall Blvd Traffic Signal	Traffic Controls	5	PW/ENG		Unfunded	Unfunded	0	0	0	0	0	200,000		200,000
TC07-020	Mountain View Ave & Marshall Blvd Traffic Signal	Traffic Controls	7	PW/ENG		Unfunded	Unfunded	0	0	0	0	0	200,000		200,000
TC07-021	Lena Rd & Orange Show Rd Traffic Signal	Traffic Controls	1	PW/ENG		Unfunded	Unfunded	0	0	0	0	0	200,000		200,000
TC07-023	Lena Rd and Rialto Ave Traffic Signal	Traffic Controls	1	PW/ENG		Unfunded	Unfunded	0	0	0	0	0	200,000		200,000
TC07-024	Lena Rd and 3rd Street Traffic Signal	Traffic Controls	1	PW/ENG		Unfunded	Unfunded	0	0	0	0	0	200,000		200,000
TC07-025	Del Rosa Ave and Marshall Blvd Traffic Signal	Traffic Controls	4,7	PW/ENG		Unfunded	Unfunded	0	0	0	0	0	200,000		200,000
TC07-026	Del Rosa Ave and 6th Street Traffic Signal	Traffic Controls	1	PW/ENG		Unfunded	Unfunded	0	0	0	0	0	150,000		150,000
TC07-027	Sterling Ave and Marshall Blvd Traffic Signal	Traffic Controls	4	PW/ENG		Unfunded	Unfunded	0	0	0	0	0	200,000		200,000
TC07-029	Mt. View Ave and Central Ave (Palm Meadows Dr.) Traffic Signal	Traffic Controls	1	PW/ENG		Unfunded	Unfunded	0	0	0	0	0	200,000		200,000
TC07-030	Mt. View Ave and I-10 Westbound Ramp Traffic Signal	Traffic Controls	3	PW/ENG		Unfunded	Unfunded	0	0	0	0	0	200,000		200,000
TC08-003	Solar-Powered Speed Feedback Sign Program	Traffic Controls	ALL	PW/ENG	7773	263	Local Regional Circulation	5,000	0	0	0	0	0		5,000
TC08-005	Rancho Ave & Mill St Traffic Signal Upgrade (Design Only)	Traffic Controls	3	PW/ENG	7774	Unfunded	Unfunded	0	0	0	0	0	100,000		100,000
TC08-007	Tippecanoe Ave & Orange Show Rd (San Bernardino Ave) -Addition of Turn Lanes	Traffic Controls	3	PW/ENG		Unfunded	Unfunded	0	0	0	0	0	87,600		87,600
TC08-008	Waterman Ave & Orange Show Rd - Addition of Turn Lanes	Traffic Controls	1,3	PW/ENG		Unfunded	Unfunded	0	0	0	0	0	57,600		57,600
TC09-002	East Campus Circle & University Hills Access Road	Traffic Controls	5	PW/ENG		Unfunded	Unfunded	0	0	0	0	0	200,000		200,000
TC09-004	Base Line St & California Ave Traffic Signal Upgrade	Traffic Controls	6	PW/ENG	7839	263	Local Regional Circulation	50,000	200,000	0	0	0	0		250,000
TC09-005	Extension of Class I & II Inland Center Bike Path	Traffic Controls	3	PW/ENG		Unfunded	Unfunded	0	0	0	0	0	50,000		50,000
TC12-001	9th Street & Sierra Way Signal Upgrade Reimbursable Grant	Traffic Controls	1,2	PW/ENG	7924	129	Measure I	390,000	0	0	0	0	0		390,000

**CITY OF SAN BERNARDINO  
CAPITAL IMPROVEMENT PROGRAM  
2016/17 - 2020/21**

PROJECT INDEX															
CIP No.	PROJECT	CATEGORY	WARD	LEAD DEPT	WO	FUND	FUND DESCRIPTION	FY 2016-17 PROPOSED	FY 2017-18 PROJECTED	FY 2018-19 PROJECTED	FY 2019-20 PROJECTED	FY 2020-21 PROJECTED	UNFUNDED COMPONENT	FUTURE YEARS	ESTIMATED PROJECT TOTAL
TC12-002	9th Street & Arrowhead Avenue Signal Upgrade Reimbursable Grant	Traffic Controls	1,2	PW/ENG	7931	129	Measure I	365,000	0	0	0	0	0		365,000
TC13-001	Pepper Avenue and Etiwanda Ave Traffic Signal Co-Op with the City of Rialto	Traffic Controls	6	PW/ENG		Unfunded	Unfunded	0	0	0	0	0	50,000		50,000
TC13-002	TDA Article 3 (Bike Lane) "G" Street & Rialto Avenue	Traffic Controls	3	PW/ENG	7946	Unfunded	Unfunded	0	0	0	0	0	0		0
TC16-001	Redlands Boulevard and Hunts Lane Traffic Signal Modification	Traffic Controls	3	PW/ENG	8037	263	Local Regional Circulation	70,000	100,000	0	0	0	0		170,000
TC16-002	Waterman Avenue and I-10 Freeway, Co-op with the State of California	Traffic Controls	3	PW/ENG	8038	263	Local Regional Circulation	85,000	0	0	0	0	0		85,000
TC16-003	16th Street and California Ave Traffic Signal	Traffic Controls	6	PW/ENG		Unfunded	Unfunded	0	0	0	0	0	260,000		260,000
TC16-004	Rialto Ave and Macy Street 3 way Traffic Signal	Traffic Controls	3	PW/ENG		Unfunded	Unfunded	0	0	0	0	0	200,000		200,000
TC17-001	Systemic Safety Analysis Report Program (SSARP) Phase 1 Reimbursable Grant	Traffic Controls	ALL	PW/ENG		263	Local Regional Circulation	277,800	0	0	0	0	0		277,800
TC17-002	TS State Street and College	Traffic Controls	5	PW/ENG		Unfunded	Unfunded	0	0	0	0	0	250,000		250,000
TC17-003	Traffic Management Center (TMC) Upgrade	Traffic Controls	ALL	PW/ENG		263	Local Regional Circulation	40,000	0	0	0	0	0		40,000
TC17-004	Baseline Interchange Project Overview	Traffic Controls	4	PW/ENG		263	Local Regional Circulation	10,000	0	0	0	0	0		10,000
TC17-005	TDA Article 3 for Alabama Street Bike Lane (co-op)	Traffic Controls	1	PW/ENG		263	Local Regional Circulation	45,000	0	0	0	0	0		45,000
TC17-006	Hospitality Lane Median and Signal Improvements from "E" Street to Waterman Avenue	Traffic Controls	3	PW/ENG		126	Gas Tax	85,000	470,000	0	0	0	0		555,000
TC - A	City-Wide Traffic Signal Improvements	Traffic Controls	ALL	PW/ENG	7338	263	Local Regional Circulation	50,000	25,000	25,000	25,000	25,000	0		150,000
<b>TOTALS - ALL PROJECTS:</b>								<b>20,303,027</b>	<b>32,222,573</b>	<b>38,651,199</b>	<b>18,242,558</b>	<b>26,356,397</b>	<b>38,419,855</b>	<b>4,545,100</b>	<b>178,740,710</b>